

SHOOTING

THE 2nd EUROPEAN GAMES MINSK 2019

RESULTS BOOK



Contents

Results Certification Letter	3
Technical Delegates and Juries.....	5
Competition Officials.....	7
Final Competition Schedule.....	11
Entry List by Number	13
Medal Standings	16
Medallists by Event	18
Records Broken/Equal	21
Results	24



Results Certification Letter






This certifies that the 2nd European Games held from 19 – 29 June 2019 in Minsk, Belarus, was conducted in accordance with the ISSF, ESC Rules and Regulations, and European Games and the results' produced in the competitions are true and correct.


Technical Delegates

Rifle/Pistol



Wilhelm-Xaver GRILL, GER

Shotgun




Petros KYRITSIS (CYP)

Chairman of the Juries

Jury of Appeal

Yair DAVIDOVICH, ISR



Rifle Jury



Biserka VRBEK, CRO

Pistol Jury


Patrik JOHANSSON, SWE

Shotgun



Tamaz IMNAISHVILI (GEO)

RTS Jury



Ghislaine BRIEZ, FRA

Equipment Control Jury



Gabriele HARTMANN, GER



Technical Delegates and Juries



TECHNICAL DELEGATE AND JURIES

Technical Delegate: Wilhelm GRILL, GER & Petros KYRITSIS (CYP)

Jury	Nat	Name	Gen	License	
Appeal	ISR	Yair DAVIDOVICH	M	A 3456	Chairman
Appeal	GER	Wilhelm GRILL	M	A 3437	Member
Appeal	CYP	Petros KYRITSIS	M	A 2511	Member
Appeal	BLR	Iori ARCHIPENKO	M	B 7455	Member
Rifle	CRO	Biserka VRBEK	F	A 3761	Chairman
Rifle	GBR	Robert LOUGHRIDGE	M	A 5456	Member
Rifle	BLR	Ihar ZHAVARANKAU	M	B 7476	Member
Pistol	SWE	Patrik JOHANSSON	M	A 5513	Chairman
Pistol	SLO	Robert FERENCAK	M	A 5156	Member
Pistol	BLR	Valeria NEKHAEVA	F	B 7707	Member
RTS	FRA	Ghislaine BRIEZ	F	A 2529	Chairman
RTS	CRO	Dragutin VRBEK	M	A 4139	Member
RTS	BRA/BLR	Rosane RAMOS	F	B 6897	Member
Equip C	GER	Gabriele HARTMANN	F	A 6150	Chairman
Equip C	FRA	Jean Marc BLAISING	M	A 6352	Member
Equip C	BLR	Isroil SAIDOV	F	B 7713	Member
Shotgun	GEO	Tamaz IMNAISHVILI	M	A 4816	Chairman
Shotgun	CRO/BLR	Drazen BOZIC	M	A 4142	Member
Shotgun	RUS	Albert BADRTDINOV	M	A 5863	Member
Media Officer	FIN	Risto AARREKIVI	M		



Competition Officials





COMPETITION OFFICIALS

Function

Name, Nat

Competition Manager

Yahor ALEINIK (BLR)

Deputy Manager

Sviataslau CHARNAVUSIK (BLR)

FoP Group Leader

Anastasia SAIDOVA (BLR)

RTS Office

Chief RTS Officer

Philippe RÜESCH (SUI)

RTS Officer

Nikola MARIC (SRB)

RTS Officer

Kaupo KIIS (EST)

RTS Officer

Larysa PANKAVETS (BLR)

RTS Officer

Vasili PAULIUKEVICH (BLR)

RTS Officer

Teresa BARANOUSKAYA (BLR)

RTS Officer

Andrei FAMINYKH (BLR)

10m Shooting Range

Chief Range Officer

Hermann MUELLER (GER)

Assistant Chief Range Officer

Georgy NEKHAEV (BLR)

Range Officer

Tatiana KOVALENKO (RUS)

Range Officer

Irene FENATI (ITA)

Range Officer

Alena KARNEYVA (BLR)

Range Officer

Siarhei ARTSEMENKA (BLR)

Range Officer

Iryna KLIMOVICH (BLR)

Range Officer

Heorhi NARKEVICH (BLR)

25m Shooting Range

Chief Range Officer

Manfred WOELKE (GER)

Assistant Chief Range Officer

Jörg KROPP (GER)

Range Officer

Kurt KLINGE (GER)

Range Officer

Norbert CZUPALLA(GER)



Range Officer

Viktar KRYNITSKI (BLR)

Range Officer

Jamilia AVEZAVA (BLR)

Range Officer

Marina ROINIK (BLR)

Range Officer

Aleh VATSEVICH (BLR)

Range Officer

Natalilia KAVALEVICH (BLR)

50m Shooting Range

Chief Range Officer

Volker KACHERLE (GER)

Assistant Chief Range Officer

Dietrich ENGLERT (AUT)

Range Officer

Serge SPROCQ (FRA)

Range Officer

Anatoli KLIMENKA (BLR)

Range Officer

Anatoli NELIUBAU (BLR)

Range Officer

Ihar PASYNKAU (BLR)

Range Officer

Iryna YAROSHKINA (BLR)

Range Officer

Volha SOBOL (BLR)

Range Officer

Andrei VASILYEU (BLR)

Range Officer

Alena ANTONENKA (BLR)

Final Shooting Range

Chief Range Officer

Piero FENATI (ITA)

Assistant Chief Range Officer

Uwe FUCHS (GER)

Announcer

Dmitry MILYVKOV

Range Officer

Hanna HAIDUKEVISH

Range Officer

Yury SHYPULIN

Equipment Control

Chief Equipment Control Officer

Helmut MEYER (GER)

Equipment Control Officer

Elvira VALANT (SLO)

Equipment Control Officer

Franz MONDEL (GER)

Equipment Control Officer

Lala GURBANOVA (AZE)

Equipment Control Officer

Ulla MEYER (GER)

Equipment Control Officer

Mikko TAUSSI (FIN)

Equipment Control Officer

Alexandros DIMAKAKOS (GRE)



Equipment Control Officer

Shotgun Shooting Range

Chief Referee

Referee

Referee

Referee

Referee

Referee

Referee

Kostakis XENOPHONTOS (CYP)

Beate HEIDOBLER (GER)

Dr Michael ERLEWEIN (GER)

Yiannis HERACLEOUS (CYP)

Evgeny SADOVSKY (RUS)

Sergey LYKOV (RUS)

Ekaterina BEGOULOVA (RUS)



Final Competition Schedule



	08:00	09:00	10:00	11:00	12:00	13:00	14:00	15:00	16:00	17:00	18:00	19:00
20.06.2019 Day -1		Arrivals of Delegations			DRAW	Unofficial Training 10m/25m/50m/Shotgun			Equipment Control			
21.06.2019 Day 1	EQ 10m 25m 50m SH	Unofficial Training 25m/50m			Equipment Control			Technical Meeting				
22.06.2019 Day 2	EQ 10m 25m 50m SH	Unofficial Training 25m/50m			Equipment Control			PT MIX AP RL2 MIX AP Top 8 PT MIX AR RL1 PT MIX AR RL2 MIX AR Top	REP Final MIX AR Medal Matches PET AP60 M PET AP 60 W	TRAP MEN & WOMEN 1st day		
23.06.2019 Day 3	EQ 10m 25m 50m SH	Equipment Control 09:00-16:00			Unofficial Training 25m Range & 50m Range 09:00-14:00			PT AP60 M PT AP60 W REP Final AP W PET AR60 M PET AR60 W PET AR60 W	PET 50m Pistol MIX	TRAP MEN & Women 2nd day		
24.06.2019 Day 4	EQ 10m 25m 50m SH	Equipment Control 09:00-14:30			PET 25m Pistol Precision W PET 25m RFP M			PT AR60 W relay 1 PT AR60 W relay 2 PT AR60 M REP Final AR M Finals Mixed Team 50m Pistol Finals AR W PET 50m Rifle Prone MIX Relay 1 PET 50m Rifle Prone MIX Relay 2	Trap Team MIX			
25.06.2019 Day 5	EQ 10m 25m 50m SH	Equipment Control 09:00-17:00			PT 25m Pistol W Precision Stage 09:00-11:30 PET 25m Pistol W Rapid Fire PT 25m RFP M Stage 1 14:30-18:00			PT 50m Rifle Prone MIX P 30m Rifle Prone MIX REP Final Mixed Team 50m R. Prone PET 50m Rifle 3x40 M 14:00-17:00	PET SKEET MEN & WOMEN			
26.06.2019 Day 6	EQ 10m 25m 50m SH	Equipment Control 09:00-16:00			PT 25m Pistol W Rapid 09:00-11:45 PT 25m RFP M Stage 2 12:30-16:00			PT 50m Rifle 3x40 M PET 50m Rifle 3x40 W REP Final 3X40 M Finals 25m P W Finals RFP M	SKEET MEN & WOMEN 1st day			
27.06.2019 Day 7	EQ 10m 25m 50m SH	Equipment Control 09:00-15:00			Unofficial Training 25m Range for 25m MIX Standard			PT 50m Rifle 3x40 W REP Final 3X40 W PET Training 25m Standard Pistol Mix	SKEET MEN & Women 2nd day			
28.06.2019 Day 8	EQ 10m 25m 50m SH	Equipment Control 09:00-16:00			Skeet Team MIX			SH REP Final SK Team MIX Medal Matches	Finals 25m Mix Team 25m Standard Pistol			
29.06.2019 Day 09	Departure											



Entry List by Number



NAT	MEN						WOMEN					
	10m		25m	50m	Shotgun		10m		25m	50m	Shotgun	
	AR	AP	RFP	3x40	TRAP	SKEET	AR	AP	SP	3x40	TRAP	SKEET
ALB		1						1	1			
AND							1					
ARM	1			1			1					
AUT	2	1	1	2			2	1	1	2		
AZE		1	1		1	1		1	1			2
BEL					2							
BIH	1											
BLR	2	2		2		1	2	2	2	2		
BUL	1	1	1	1				2	2			
CRO	2			1	2		2		1	2		
CYP					1	2					1	2
CZE	2	1	2	2	2	2	2	1	2	2	2	2
DEN	2	1		2		2	2			2		
ESP		1			2	1		1	1		2	
EST		1	1				1			1		
FIN	1			1	1	2	2			2	2	1
FRA	2	2	2	2	2	2	1	2	2	2	2	2
GBR		1	2		2	2	1			2	2	2
GEO		1						2	1			
GER	2	2	2	1	2	1	2	2	2	2	2	2
GRE		1				1		2	1			
HUN	2		1	2			1	2	2	1		1
IRL					1						1	
ISL		1				1						
ISR	1						1			1		
ITA	2	2	2	2	2	2	2	2	2	2	2	2
LAT		1						1	1			
LTU	1			1		1		2	2			1
LUX					1							
MDA		1										
MKD		1										
MLT									1		1	
MNE	1							1				
NED	1						1			1		1
NOR	2			2		2	2			2		1
POL	1	2	2	1	1	1	2	2	2	2	1	2
POR		1			1			1	1		2	
ROU	1						2	1			1	1
RUS	2	2	2	2	1	2	2	2	2	2	2	1
SLO				1	2		2			2	1	
SMR					1						1	
SRB	2	2		2	1		2	2	2	2		
SUI	2	1		2			2	1	1	2		
SVK	1	1		1	2			1			2	2
SWE	1	1		1		2	2			1		1
TUR		1	2		2						1	1
UKR	2	2	2	2		1	2	2	2	2	1	1
TOTAL	40	36	23	34	32	29	42	37	35	39	29	28

NAT	MIXED TEAM							TOTAL
	10m		25m	50m		Shotgun		
	ARMIX	APMIX	STDPMIX	RPMIX	FPMIX	TRAPMIX	SKEETMIX	Starts
ALB		2						5
AND								1
ARM	2							5
AUT	4	2	2	4				24
AZE		2	2				2	14
BEL								2
BIH								1
BLR	4	4	4	4	4			35
BUL		2	4					14
CRO	4			2				16
CYP						2	4	12
CZE	4	2	2	4		4	4	42
DEN	4			4				19
ESP						4		12
EST								4
FIN	2					2	2	18
FRA	2	4		2		4	4	39
GBR						4	4	22
GEO		2			2			8
GER	4	4	4	4		4	2	44
GRE		2	2		2			11
HUN	2			2				16
IRL						2		4
ISL								2
ISR	2							5
ITA	4	4		2		4	4	42
LAT		2	2		2			9
LTU							2	10
LUX								1
MDA								1
MKD								1
MLT								2
MNE								2
NED	2							6
NOR	4			4			2	21
POL	2	4	4	2		2	2	35
POR		2	2			2		12
ROU	2							8
RUS	4	4	4	4	4	2	2	46
SLO				2		2		12
SMR						2		4
SRB	4	4						23
SUI	4	2		4	2			23
SVK		2				4		16
SWE	2			2			2	15
TUR						2		9
UKR	4	4	4	4	4		2	41
TOTAL (47)	66	54	36	50	20	46	38	714



Medal Standings





Medal Standings

As of FRI 28 JUN 2019 at 17:57
After 19 of 19 events

Rank	Country	Men				Women				Mixed				Total				Rank by total
		G	S	B	Tot	G	S	B	Tot	G	S	B	Tot	G	S	B	Tot	
1	RUS - Russian Federation	2	1		3	1		1	2	3	1	2	6	6	2	3	11	1
2	ITA - Italy		1	1	2	2	1	1	4	1	2		3	3	4	2	9	2
3	GER - Germany	1			1					1	1	1	3	2	1	1	4	4
4	CZE - Czech Republic	1	1	1	3		1	1	2			2	2	1	2	4	7	3
5	SUI - Switzerland						2		2	1			1	1	2		3	=5
6	GRE - Greece					1	1		2					1	1		2	=7
6	SRB - Serbia					1			1		1		1	1	1		2	=7
8	ESP - Spain							1	1	1			1	1		1	2	=7
9	ISR - Israel	1			1									1			1	=13
9	ROU - Romania					1			1					1			1	=13
9	SWE - Sweden	1			1									1			1	=13
12	FRA - France		1	1	2		1		1						2	1	3	=5
13	LAT - Latvia			1	1						1		1		1	1	2	=7
13	UKR - Ukraine		1		1							1	1		1	1	2	=7
15	AUT - Austria										1		1		1		1	=13
15	BLR - Belarus		1		1										1		1	=13
17	BUL - Bulgaria							2	2							2	2	=7
18	GBR - Great Britain and N.I.			1	1											1	1	=13
18	GEO - Georgia											1	1			1	1	=13
18	HUN - Hungary			1	1											1	1	=13
	Total:	6	6	6	18	6	6	6	18	7	7	7	21	19	19	19	57	

LEGEND

- -
- -



Medallists by Event





Medallists by Event

As of FRI 28 JUN 2019 at 17:57

After 19 of 19 events

Event Name	Date	Medal	Name	CTRY Code
Mixed Team 10m Air Pistol	SAT 22 JUN 2019	GOLD	BATSARASHKINA Vitalina CHERNOUSOV Artem	RUS RUS
		SILVER	ARUNOVIC Zorana MIKEC Damir	SRB SRB
		BRONZE	REITZ Christian REITZ Sandra	GER GER
Mixed Team 10m Air Rifle	SAT 22 JUN 2019	GOLD	KAMENSKIY Sergey KARIMOVA Yulia	RUS RUS
		SILVER	GALASHINA Anastasiia MASLENNIKOV Vladimir	RUS RUS
		BRONZE	BRABCOVA Aneta NEPEJCHAL Filip	CZE CZE
Men 10m Air Pistol	SUN 23 JUN 2019	GOLD	CHERNOUSOV Artem	RUS
		SILVER	OMELCHUK Oleh	UKR
		BRONZE	STRAUTMANIS Lauris	LAT
Women 10m Air Pistol	SUN 23 JUN 2019	GOLD	ARUNOVIC Zorana	SRB
		SILVER	KORAKAKI Anna	GRE
		BRONZE	BONEVA Antoaneta	BUL
Women Trap	SUN 23 JUN 2019	GOLD	STANCO Silvana	ITA
		SILVER	ROSSI Jessica	ITA
		BRONZE	GALVEZ Fatima	ESP
Men Trap	SUN 23 JUN 2019	GOLD	KOSTELECKY David	CZE
		SILVER	GRAZINI Valerio	ITA
		BRONZE	HEADING Aaron	GBR
Mixed Team 50m Pistol	MON 24 JUN 2019	GOLD	CHERNOUSOV Artem LOMOVA Margarita	RUS RUS
		SILVER	RASMANE Aqate STRAUTMANIS Lauris	LAT LAT
		BRONZE	MACHAVARIANI Tsotne SALUKVADZE Nino	GEO GEO
Women 10m Air Rifle	MON 24 JUN 2019	GOLD	COMAN Laura	ROU
		SILVER	CHRISTEN Nina	SUI
		BRONZE	MAZUROVA Nikola	CZE
Men 10m Air Rifle	MON 24 JUN 2019	GOLD	RICHTER Sergey	ISR
		SILVER	KAMENSKIY Sergey	RUS
		BRONZE	NEPEJCHAL Filip	CZE
Mixed Team Trap	MON 24 JUN 2019	GOLD	BAILON Antonio GALVEZ Fatima	ESP ESP
		SILVER	PELLIELO Giovanni ROSSI Jessica	ITA ITA
		BRONZE	ALIPOV Alexey SEMIANOVA Daria	RUS RUS



Medallists by Event

As of FRI 28 JUN 2019 at 17:57

After 19 of 19 events

Event Name	Date	Medal	Name	CTRY Code
Mixed Team 50m Rifle Prone	TUE 25 JUN 2019	GOLD	CHRISTEN Nina LOCHBIHLER Jan	SUI SUI
		SILVER	PEER Franziska PICKL Bernhard	AUT AUT
		BRONZE	GRIGORIAN Kirill KHOROSHEVA Polina	RUS RUS
Women 25 m Pistol	WED 26 JUN 2019	GOLD	KORAKAKI Anna	GRE
		SILVER	DIETHELM GERBER Heidi	SUI
		BRONZE	BONEVA Antoaneta	BUL
Men 50m Rifle 3 Positions	WED 26 JUN 2019	GOLD	KAMENSKIY Sergey	RUS
		SILVER	SHCHERBATSEVICH Yury	BLR
		BRONZE	PENI Istvan	HUN
Men 25m Rapid Fire Pistol	WED 26 JUN 2019	GOLD	GEIS Oliver	GER
		SILVER	QUIQUAMPOIX Jean	FRA
		BRONZE	BESSAGUET Clement	FRA
Women 50m Rifle 3 Positions	THU 27 JUN 2019	GOLD	ZYKOVA Yulia	RUS
		SILVER	MAZUROVA Nikola	CZE
		BRONZE	KHOROSHEVA Polina	RUS
Women Skeet	THU 27 JUN 2019	GOLD	BACOSI Diana	ITA
		SILVER	ANASTASSIOU Lucie	FRA
		BRONZE	CAINERO Chiara	ITA
Men Skeet	THU 27 JUN 2019	GOLD	NILSSON Stefan	SWE
		SILVER	NYDRLE Tomas	CZE
		BRONZE	ROSSETTI Gabriele	ITA
Mixed Team Skeet	FRI 28 JUN 2019	GOLD	CAINERO Chiara ROSSETTI Gabriele	ITA ITA
		SILVER	BACOSI Diana FILIPPELLI Riccardo	ITA ITA
		BRONZE	SUMOVA Barbora TOMECEK Jakub	CZE CZE
Mixed Team 25m Pistol	FRI 28 JUN 2019	GOLD	GEIS Oliver VENNEKAMP Doreen	GER GER
		SILVER	KARSCH Monika REITZ Christian	GER GER
		BRONZE	KOROSTYLOV Pavlo KOSTEVYCH Olena	UKR UKR



Records Broken / Equaled



RECORDS BROKEN / EQUALLED

As 29. JUNE 2019.

QUALIFICATION EUROPEAN GAMES RECORDS					
Event	Phase	Old / New	Name	Nat	Date
10m Air Pistol Mixed Team	Qual	-/581	DONKOV Samuil GROZDEVA Maria	BUL	22 JUN 2019
10m Air Rifle Mixed Team	Qual	-/629.9	GALASHINA Anastasiia MASLENNIKOV Vladimir	RUS	22 JUN 2019
10m Air Pistol Men	Qual	583/585	CHERNOUSOV Artem	RUS	23 JUN 2019
10m Air Pistol Women	Qual	-/578	BRES Klaudia	POL	23 JUN 2019
10m Air Pistol Women	Qual	-/578	ARUNOVIC Zorana	SRB	23 JUN 2019
10m Air Pistol Women	Qual	-/578	STEINER Sylvia	AUT	23 JUN 2019
Trap Women	Qual	-/114	GALVEZ Fatima	ESP	23 JUN 2019
10m Air Rifle Men	Qual	629.3/631.1	KAMENSKIY Sergey	RUS	24 JUN 2019
10m Air Rifle Women	Qual	-/629.8	KARIMOVA Yulia	RUS	24 JUN 2019
50m Pistol Mixed Team	Qual	-/370	KOSTEVYCH Olena OMELCHUK Oleh	UKR	24 JUN 2019
Trap Mixed Team	Qual	-/143	GALVEZ Fatima BAILON Antonio	ESP	24 JUN 2019
50m Rifle Prone Mixed Team	Qual	-/415.5	KHOROSHEVA Polina GRIGORIAN Kirill	RUS	25 JUN 2019
25m Pistol Women	Qual	586/589	KARSCH Monika	GER	26 JUN 2019
50m Rifle 3 Position Men	Qual	1180/1182	KAMENSKIY Sergey	RUS	26/06/2019
50m Rifle 3 Position Women	Qual	-/1174	BEER Jolyn	GER	27/06/2019
Skeet Women	Qual	-/120	BACOSI Diana	ITA	27/06/2019
Skeet Mixed Team	Qual	-/146	CAINERO Chiara ROSSETTI Gabriele	ITA	28/06/2019
25m Standard Pistol Mixed Team	Qual	-/566	KARSCH Monika REITZ Christian	GER	28/06/2019

EQUAL QUALIFICATION EUROPEAN GAMES RECORDS					
Event	Phase	Old / New	Name	Nat	Date
Trap Men	Qual	123/123	LIPTAK Jiri	CZE	23 JUN 2019
25m Rapid Fire Pistol Men	Qual	588/588	REITZ Christian	GER	26/05/2019


QUALIFICATION EUROPEAN GAMES RECORDS JUNIOR

Event	Phase	Old / New	Name	Nat	Date
50m Rifle 3 Position Men	Qual	-/1178	NEPEJCHAL Filip	CZE	26/06/2019

EUROPEAN GAMES RECORDS

Event	Phase	Old / New	Name	Nat	Date
10m Air Pistol Men	Final	-/241.4	CHERNOUSOV Artem	RUS	23 JUN 2019
10m Air Pistol Women	Final	-/241.2	ARUNOVIC Zorana	SRB	23 JUN 2019
Trap Men	Final	-/44	KOSTELECKY David	CZE	23 JUN 2019
Trap Women	Final	-/46	STANCO Silvava	ITA	23 JUN 2019
10m Air Rifle Men	Final	-/250.8	RICHTER Sergey	ISR	24 JUN 2019
10m Air Rifle Women	Final	-/251.3	COMAN Laura-Georgeta	ROU	24 JUN 2019
25m Pistol Women	Final	-/35	KORAKAKI Anna	GRE	26 JUN 2019
25m Pistol Women	Final	-/35	DIETHELM GERBER Heidi	SUI	26 JUN 2019
50m Rifle 3 Position Men	Final	456.2/461.6	KAMENSKIY Sergey	RUS	26/06/2019
Skeet Men	Final	-/57	NILSSON Stefan	SWE	27/06/2019
Skeet Women	Final	-/53	BACOSI Diana	ITA	27/06/2019
Skeet Women	Final	-/53	ANASTASSIOU Lucie	FRA	27/06/2019

EQUALED EUROPEAN GAMES RECORDS

Event	Phase	Old / New	Name	Nat	Date
25m Rapid Fire Pistol Men	Final	33/33	GEIS Oliver	GER	226/06/2019

EUROPEAN GAMES RECORDS JUNIOR

Event	Phase	Old / New	Name	Nat	Date
50m Rifle 3 Position Men	Final	-/437.9	NEPEJCHAL Filip	CZE	26/06/2019

QUALIFICATION EUROPEAN RECORDS

Event	Phase	Old / New	Name	Nat	Date
Skeet Mixed Team	Qual	145/146	CAINERO Chiara ROSSETTI Gabriele	ITA	28/06/2019

EUROPEAN RECORDS

Event	Phase	Old / New	Name	Nat	Date
Trap Women	Final	45/46	STANCO Silvava	ITA	23 JUN 2019



Results





Minsk

MON 24 JUN 2019, START TIME 14:00

MON 24 JUN 2019
START TIME 14:00

		Records			
WR	251.2 DRYAGIN Alexander	RUS	22 APR 2018	WC	Changwon (KOR)
ER	251.2 DRYAGIN Alexander	RUS	22 APR 2018	WC	Changwon (KOR)

Rk	Bib No	Name	Nat	1st Comp. Stage	2nd Competition Stage - Elimination						Total	Remarks
1	1289	RICHTER Sergey	ISR	51.5 104.4	124.8	145.6	166.5	187.6	208.4	229.4	250.8	EGR
				10.2 10.7	10.4 10.9	10.4 10.4	10.4 10.6	10.6 10.7	10.7 10.3	10.8 10.6		
				10.3 10.9	10.0 9.9	10.5 10.5	10.5 10.5	10.1 10.7	10.7 10.6			
				10.1 10.5								
				10.8 10.4								
				10.1 10.4								
2	1439	KAMENSKIY Sergey	RUS	52.0 103.6	124.2	145.4	166.0	187.2	208.0	229.1	250.0	
				10.2 10.8	10.2 10.6	10.5 10.5	10.5 10.5	10.3 10.3	10.5 10.2	10.2 10.7		
				9.8 10.4	10.4 10.6	10.1 10.7	10.5 10.5	10.6 10.6	10.6 10.7			
				10.7 9.7								
				10.9 10.4								
				10.4 10.3								
3	1115	NEPEJCHAL Filip	CZE	52.8 105.0	126.2	147.2	167.5	187.8	208.7		228.9	
				10.4 10.7	10.8 10.4	9.9 10.4	10.4 10.3	10.2 10.3	10.2 10.2			
				10.5 10.8	10.4 10.6	10.4 9.9	10.6 10.6	10.0 10.0				
				10.5 10.4								
				10.6 9.8								
				10.8 10.5								
4	1267	SIDI Peter	HUN	51.7 104.6	124.7	145.4	166.8	187.4			207.6	
				9.7 10.1	10.8 10.2	10.8 10.1	10.4 10.2	10.1 10.2	10.0 10.0			
				10.6 10.7	9.3 10.5	10.6 10.6	10.5 10.5					
				10.5 10.8								
				10.5 10.6								
				10.4 10.7								
5	1383	NORDHAGEN Vegard	NOR	51.3 104.3	124.9	145.9	166.9				186.8	
				10.3 10.9	10.4 10.7	10.1 10.1	9.9 10.0	9.9 10.0				
				9.9 10.7	10.2 10.3	10.9 10.9						
				10.5 10.5								
				10.2 10.2								
				10.4 10.7								
6	1444	MASLENNIKOV Vladimir	RUS	51.3 102.8	123.6	144.8					165.9	
				10.3 10.4	10.2 10.9	10.3 10.3	10.3 10.8					
				10.1 10.5	10.6 10.6							
				10.2 10.4								
				10.5 9.9								
				10.2 10.3								
7	1504	JANY Patrik	SVK	52.1 103.3	124.1						144.5	
				10.4 9.9	10.1 10.2							
				10.8 10.1	10.7 10.2							
				10.3 9.9								
				10.3 10.8								
				10.3 10.5								
8	1369	HELLENBRAND Peter	NED	50.2 102.1							123.5	
				9.5 10.6	10.7 10.7							
				10.4 10.4								
				9.9 10.1								
				9.9 10.7								
				10.5 10.1								

Legend							B0A7D0A4
Bib No	Bib Number	EGR	European Games Record		ER	European Record	
Nat	Nation	Rk	Rank		WC	World Cup	
WR	World Record						

History

Release: Approved Version 1 (6/24/2019 2:27:58 PM)

Version of 24 JUN 2019, 14:27

F100000IA2406191400.1.AR60.0.001.pdf

86F7

2

Page 1 of 1



MON 24 JUN 2019
START TIME 12:00

Qualification

Records					
QEGR	629.3	BABAYAN Hrachick	ARM	16 JUN 2015	EG Baku (AZE)
QWR	633.5	SIDI Peter	HUN	25 MAY 2013	WC Munich (GER)
QER	633.5	SIDI Peter	HUN	25 MAY 2013	WC Munich (GER)

Rank	Bib No	Name	Nat	Series						Total	Remarks	
				1	2	3	4	5	6			
1	1439	KAMENSKIY Sergey	RUS	103.4	104.8	106.5	104.9	105.7	105.8	631.1	QEGR	QF
2	1115	NEPEJCHAL Filip	CZE	104.5	106.0	105.8	103.8	105.4	104.7	630.2		QF
3	1383	NORDHAGEN Vegard	NOR	104.0	104.2	104.6	106.4	104.7	105.7	629.6		QF
4	1444	MASLENNIKOV Vladimir	RUS	104.8	105.2	105.3	104.7	105.4	103.7	629.1		QF
5	1289	RICHTER Sergey	ISR	104.7	104.2	105.6	105.2	104.5	104.6	628.8		QF
6	1504	JANY Patrik	SVK	104.3	105.0	104.0	104.3	104.9	105.3	627.8		QF
7	1369	HELLENBRAND Peter	NED	104.1	105.4	105.2	104.4	104.7	104.0	627.8		QF
8	1267	SIDI Peter	HUN	104.8	104.3	104.9	104.8	105.7	103.3	627.8		QF
9	1381	LARSEN Henrik	NOR	105.1	105.1	103.9	104.3	104.5	104.5	627.4		
10	1117	NYMBURSKY Petr	CZE	104.2	103.7	105.6	105.2	104.2	104.4	627.3		
11	1548	KULISH Serhiy	UKR	104.2	102.5	105.9	105.6	104.4	104.5	627.1		
12	1296	BACCI Lorenzo	ITA	103.7	105.5	102.9	105.2	105.2	104.0	626.5		
13	1059	CHARHEIKA Illia	BLR	102.7	104.9	105.1	103.0	105.6	104.8	626.1		
14	1177	BAUDOUIN Brian	FRA	104.2	104.0	104.8	104.2	104.7	104.2	626.1		
15	1265	PENI Istvan	HUN	104.5	103.8	104.4	103.2	105.0	104.8	625.7		
16	1077	RIZOV Anton	BUL	104.4	104.1	104.5	104.9	104.1	103.5	625.5		
17	1392	BARTNIK Tomasz	POL	103.7	102.4	104.5	105.2	103.9	105.6	625.3		
18	1522	MADSEN Marcus	SWE	103.9	104.3	105.2	104.3	103.9	103.4	625.0		
19	1165	KURKI Juho	FIN	104.8	103.7	102.4	103.5	105.3	104.9	624.6		
20	1484	STEFANOVIC Milutin	SRB	103.4	104.5	104.5	104.0	102.8	105.3	624.5		
21	1085	GORSA Petar	CRO	104.1	104.2	103.8	103.8	105.0	103.5	624.4		
22	1191	PIASECKI Pierre Edmond	FRA	105.0	103.9	104.2	104.2	104.6	102.1	624.0		
23	1483	SEBIC Milenko	SRB	102.3	104.3	104.6	103.0	104.8	104.9	623.9		
24	1014	BABAYAN Hrachik	ARM	101.9	105.0	103.3	105.3	104.0	104.1	623.6		
25	1424	MOLDOVEANU Alin George	ROU	105.3	102.7	104.3	103.7	103.7	103.5	623.2		
26	1027	STREMPFL Martin	AUT	105.3	102.9	103.1	104.3	104.0	103.5	623.1		
27	1024	PICKL Bernhard	AUT	103.2	105.2	105.5	105.1	102.2	101.9	623.1		
28	1086	MARICIC Miran	CRO	103.3	103.9	103.4	103.2	103.7	105.0	622.5		
29	1555	TSARKOV Oleh	UKR	104.4	103.6	103.0	103.2	103.7	104.1	622.0		
30	1496	LOCHBIHLER Jan	SUI	103.0	102.6	105.2	104.9	102.3	103.5	621.5		
31	1231	JUSTUS Julian	GER	102.7	104.1	103.4	104.1	103.3	103.7	621.3		

Rank	Bib No	Name	Nat	Series						Total	Remarks
				1	2	3	4	5	6		
32	1234	LINK Andre	GER	103.3	104.3	102.8	103.0	103.6	103.3	620.3	
33	1135	OLSEN Steffen	DEN	103.3	102.6	102.4	103.8	103.1	104.9	620.1	
34	1057	BUBNOVICH Vitali	BLR	103.4	104.3	101.1	102.7	104.1	103.9	619.5	
35	1295	ARMIRAGLIO Riccardo	ITA	102.5	103.4	102.8	103.3	103.6	103.8	619.4	
36	1495	DUERR Christoph	SUI	101.9	102.4	105.4	103.3	103.4	102.8	619.2	
37	1129	HANSEN Mikkel Damholt	DEN	102.7	102.6	102.9	104.0	103.1	102.4	617.7	
38	1328	GIRULIS Karolis	LTU	100.9	101.1	103.9	104.3	102.9	103.9	617.0	
39	1051	DZANKOVIC Nedžad	BIH	104.3	102.4	103.6	101.3	103.8	99.2	614.6	
40	1362	OBRADOVIC Nemanja	MNE	103.4	100.0	101.4	103.4	102.0	101.6	611.8	

Summary

Number of athletes on this list: 40; Total number of athletes: 40; Total number of teams: 0

Legend

Bib No	Bib Number	Nat	Nation	QEGR	Qualification European Games Record
QER	Qualification European Record	QF	Qualified for Final	QWR	Qualification World Record
WC	World Cup				

E0784AD6

History

Release: Approved Version 1 (6/24/2019 1:24:31 PM)
Release: Preliminary Version 1 (6/24/2019 1:13:53 PM)

Version of 24 JUN 2019, 13:24

Q1000001A2406191200.1.AR60.0.001.pdf

86F7

2

Page 2 of 2



Minsk

WED 26 JUN 2019, START TIME 14:50

WED 26 JUN 2019
START TIME 14:50

Records

WR	465.3	YANG Haoran	CHN	25 MAY 2018	WC	Munich (GER)
ER	463.5	RAYNAUD Alexis	FRA	23 MAY 2017	WC	Munich (GER)
EGR	456.2	Sauveplane Valerian	FRA	21 JUN 2015	EG	Baku (AZE)

Rk	Bib No	Name	Nat	Kn	Pr	Standing - Elimination					Total	Remarks
1	1439	KAMENSKIY Sergey	RUS	154.6 52.7 50.7 51.2	309.6 51.2 51.2 52.6	411.9 51.5 50.8	421.9 10.0	431.5 9.6	441.9 10.4	451.9 10.0	461.6	EGR
2	1066	SHCHERBATSEVICH Yury	BLR	153.6 51.3 51.2 51.1	311.2 52.4 52.7 52.5	410.5 49.7 49.6	420.5 10.0	430.5 10.0	440.7 10.2	450.8 10.1	460.9	
3	1265	PENI Istvan	HUN	153.1 51.8 50.5 50.8	310.1 52.1 52.6 52.3	409.9 49.5 50.3	420.4 10.5	430.4 10.0	440.4 10.0		450.6	
4	1115	NEPEJCHAL Filip	CZE	151.6 50.2 49.7 51.7	306.0 52.1 51.5 50.8	407.3 50.7 50.6	417.4 10.1	427.6 10.2		10.3	437.9	EGRJ
5	1085	GORSA Petar	CRO	152.1 51.5 50.5 50.1	304.7 50.6 50.5 51.5	406.8 51.6 50.5	417.0 10.2		10.5		427.5	
6	1548	KULISH Serhiy	UKR	150.6 49.9 50.4 50.3	304.6 50.4 51.5 52.1	404.7 49.5 50.6		10.3			415.0	
7	1392	BARTNIK Tomasz	POL	149.1 48.2 50.3 50.6	304.3 50.6 52.0 52.6	404.3 49.8 50.2					404.3	
8	1165	KURKI Juho	FIN	151.2 50.2 51.1 49.9	306.0 52.8 50.1 51.9	404.0 49.8 48.2					404.0	

Legend

EBFFAA39

Bib No	Bib Number	EGR	European Games Record	ER	European Record
Kn	Kneeling	Nat	Nation	Pr	Prone
Rk	Rank	WC	World Cup	WR	World Record

History

Release: Approved Version 1 (6/26/2019 3:35:15 PM)

Version of 26 JUN 2019, 15:35

F100000IA2606191450.1.FR3X40.0.001.pdf

86F7

10

Page 1 of 1



WED 26 JUN 2019
START TIME 09:45

Qualification

REVISED

Records						
QWR	1187	YANG Haoran	CHN	24 MAY 2018	WC	Munich (GER)
QER	1187	KAMENSKIY Sergey	RUS	24 MAY 2018	WC	Munich (GER)
QEGR	1160	Bubnovich Vitali	BLR	21 JUN 2015	EG	Baku (AZE)

Rank	Bib No	Name	Nat	Position	Series				Sub Total	Total	Remarks	
					1	2	3	4				
1	1439	KAMENSKIY Sergey	RUS	Kneeling	95	98	99	98	390	1182-72x	QEGR	QF
				Prone	100	100	99	100	399			
				Standing	99	96	98	100	393			
2	1115	NEPEJCHAL Filip	CZE	Kneeling	95	99	100	98	392	1178-60x	QEGRJ	QF
				Prone	98	100	97	98	393			
				Standing	97	98	99	99	393			
3	1066	SHCHERBATSEVICH Yury	BLR	Kneeling	98	98	98	99	393	1178-60x		QF
				Prone	99	100	100	100	399			
				Standing	98	95	97	96	386			
4	1265	PENI Istvan	HUN	Kneeling	98	98	98	95	389	1177-63x		QF
				Prone	99	99	100	100	398			
				Standing	99	99	99	93	390			
5	1392	BARTNIK Tomasz	POL	Kneeling	98	98	99	97	392	1176-69x		QF
				Prone	100	97	100	97	394			
				Standing	98	98	97	97	390			
6	1548	KULISH Serhiy	UKR	Kneeling	98	99	96	99	392	1176-61x		QF
				Prone	100	100	100	98	398			
				Standing	95	96	98	97	386			
7	1085	GORSA Petar	CRO	Kneeling	95	97	99	98	389	1175-64x		QF
				Prone	98	98	100	98	394			
				Standing	99	98	96	99	392			
8	1165	KURKI Juho	FIN	Kneeling	98	98	97	96	389	1173-64x		QF
				Prone	99	100	100	98	397			
				Standing	99	96	96	96	387			
9	1377	CLAUSSEN Simon	NOR	Kneeling	99	99	99	98	395	1171-55x		
				Prone	99	99	98	99	395			
				Standing	95	96	94	96	381			
10	1296	BACCI Lorenzo	ITA	Kneeling	98	96	99	98	391	1171-49x		
				Prone	99	99	99	100	397			
				Standing	95	96	100	92	383			
11	1381	LARSEN Henrik	NOR	Kneeling	97	97	99	100	393	1169-59x		
				Prone	97	99	99	99	394			
				Standing	99	93	96	94	382			
12	1193	RAYNAUD Alexis	FRA	Kneeling	97	98	97	96	388	1169-58x		
				Prone	98	100	100	98	396			
				Standing	94	97	96	98	385			
13	1483	SEBIC Milenko	SRB	Kneeling	99	98	97	95	389	1169-56x		
				Prone	100	98	96	99	393			
				Standing	94	99	98	96	387			

Rank	Bib No	Name	Nat	Position	Series				Sub Total	Total	Remarks
					1	2	3	4			
14	1437	GRIGORIAN Kirill	RUS	Kneeling	97	99	97	94	387	1168-67x	
				Prone	100	99	99	99	397		
				Standing	95	95	97	97	384		
15	1496	LOCHBIHLER Jan	SUI	Kneeling	96	97	100	96	389	1168-59x	
				Prone	99	99	99	100	397		
				Standing	96	96	96	94	382		
16	1025	SCHMIRL Alexander	AUT	Kneeling	96	95	98	100	389	1168-58x	
				Prone	99	99	98	96	392		
				Standing	94	99	98	96	387		
17	1057	BUBNOVICH Vitali	BLR	Kneeling	99	98	92	98	387	1168-57x	
				Prone	96	100	98	99	393		
				Standing	97	95	98	98	388		
18	1495	DUERR Christoph	SUI	Kneeling	99	97	96	98	390	1168-54x	
				Prone	99	99	99	99	396		
				Standing	96	95	95	96	382		
19	1267	SIDI Peter	HUN	Kneeling	96	95	97	98	386	1166-60x	
				Prone	98	96	96	99	389		
				Standing	98	99	97	97	391		
20	1226	DALLINGER Maximilian	GER	Kneeling	95	96	96	97	384	1164-56x	
				Prone	98	100	99	98	395		
				Standing	95	95	99	96	385		
21	1135	OLSEN Steffen	DEN	Kneeling	98	100	97	98	393	1164-53x	
				Prone	100	100	99	100	399		
				Standing	89	94	96	93	372		
22	1077	RIZOV Anton	BUL	Kneeling	99	98	96	97	390	1164-52x	
				Prone	97	98	98	98	391		
				Standing	95	96	96	96	383		
23	1487	KOVACEVIC Lazar	SRB	Kneeling	96	93	97	97	383	1162-49x	
				Prone	99	99	94	99	391		
				Standing	99	96	95	98	388		
24	1328	GIRULIS Karolis	LTU	Kneeling	99	93	100	98	390	1161-49x	
				Prone	99	96	97	97	389		
				Standing	93	96	97	96	382		
25	1117	NYMBURSKY Petr	CZE	Kneeling	96	97	98	94	385	1160-51x	
				Prone	100	99	99	96	394		
				Standing	98	95	93	95	381		
26	1024	PICKL Bernhard	AUT	Kneeling	98	98	95	94	385	1160-46x	
				Prone	98	98	99	99	394		
				Standing	95	94	96	96	381		
27	1554	SUKHORUKOV Yuriy	UKR	Kneeling	98	98	98	96	390	1157-44x	
				Prone	97	98	98	100	393		
				Standing	92	92	95	95	374		
28	1177	BAUDOQUIN Brian	FRA	Kneeling	96	97	96	93	382	1155-47x	
				Prone	99	100	98	95	392		
				Standing	94	96	97	94	381		
29	1131	JAKOBSEN Esben	DEN	Kneeling	95	97	98	96	386	1154-56x	
				Prone	99	98	99	99	395		
				Standing	90	91	98	94	373		
30	1522	MADSEN Marcus	SWE	Kneeling	95	98	98	98	389	1152-45x	
				Prone	97	94	97	95	383		
				Standing	94	95	97	94	380		

Rank	Bib No	Name	Nat	Position	Series				Sub Total	Total	Remarks
					1	2	3	4			
31	1295	ARMIRAGLIO Riccardo	ITA	Kneeling	97	94	97	99	387	1152-45x	
				Prone	99	97	98	96	390		
				Standing	95	95	91	94	375		
32	1458	DEBEVEC Rajmond	SLO	Kneeling	95	96	97	97	385	1149-52x	
				Prone	97	98	99	98	392		
				Standing	91	92	94	95	372		
33	1014	BABAYAN Hrachik	ARM	Kneeling	94	96	97	95	382	1142-29x	
				Prone	96	94	98	97	385		
				Standing	96	94	93	92	375		
34	1507	MEDVED Matej	SVK	Kneeling	94	92	92	98	376	1141-40x	
				Prone	97	97	96	95	385		
				Standing	94	96	95	95	380		

Summary

Number of athletes on this list: 34; Total number of athletes: 34; Total number of teams: 0

Note

Please note that there are records equally achieved by several athletes and only the first to set the record is shown.

Refer to the Records list on ISSF website: www.issf-sports.org

Legend

39575855

Bib No	Bib Number	Nat	Nation	QEGR	Qualification European Games Record
QER	Qualification European Record	QF	Qualified for Final	QWR	Qualification World Record
WC	World Cup				

History

Release: Approved Version 2 (6/26/2019 12:54:23 PM)

Release: Approved Version 1 (6/26/2019 12:38:40 PM)

Release: Preliminary Version 1 (6/26/2019 12:28:35 PM)

Version of 26 JUN 2019, 12:54

Q100000IA2606190945.1.FR3X40.0.002.pdf

86F7

10

Page 3 of 3



Minsk

SUN 23 JUN 2019, START TIME 11:30

SUN 23 JUN 2019
START TIME 11:30

Records

WR	245.0 SAURABH Chaudhary	IND	24 FEB 2019	WC	New Delhi (IND)
ER	243.6 OMELCHUK Oleh	UKR	25 MAY 2018	WC	Munich (GER)
EGR	201.8 MIKEC Damir	SRB	17 JUN 2015	EG	Baku (AZE)

Rk	Bib No	Name	Nat	1st Comp. Stage	2nd Competition Stage - Elimination								Total	Remarks
1	1435	CHERNOUSOV Artem	RUS	50.9 99.4	119.4	140.0	160.1	181.1	201.4	221.5		241.4	EGR	
				10.2 9.3	10.4 10.6	10.7 10.5	10.8 9.6	10.0						
				9.4 9.5	9.6 10.0	9.4 10.5	9.5 10.5	9.9						
				10.3 9.7										
				10.6 9.5										
				10.4 10.5										
2	1552	OMELCHUK Oleh	UKR	50.5 100.6	120.4	140.4	160.1	180.5	199.0	219.6		239.6		
				9.9 10.7	10.0 9.3	9.4 10.8	9.2 10.4	10.2						
				10.5 10.7	9.8 10.7	10.3 9.6	9.3 10.2	9.8						
				10.2 10.3										
				10.4 9.1										
				9.5 9.3										
3	1321	STRAUTMANIS Lauris	LAT	50.0 100.2	120.2	139.0	158.8	180.0	199.4		219.3			
				9.9 10.1	10.8 8.8	9.8 10.7	9.7 9.9							
				9.8 9.4	9.2 10.0	10.0 10.5	9.7 10.0							
				9.3 10.4										
				10.4 9.7										
				10.6 10.6										
4	1511	TUZINSKY Juraj	SVK	50.6 100.8	120.7	141.6	160.6	180.3				198.5		
				9.7 10.4	10.4 10.4	9.8 9.2	10.4							
				10.3 10.2	9.5 10.5	9.2 10.5	7.8							
				9.3 10.4										
				10.5 9.2										
				10.8 10.0										
5	1304	MONNA Paolo	ITA	50.0 99.0	119.4	138.4	158.4					177.4		
				9.9 9.8	10.7 9.7	9.6 8.4								
				10.1 9.6	9.7 9.3	10.4 10.6								
				9.6 9.6										
				10.2 10.3										
				10.2 9.7										
6	1144	CARRERA Pablo	ESP	49.5 98.2	118.9	139.1						157.5		
				9.7 9.8	10.3 10.3	8.0								
				10.3 9.7	10.4 9.9	10.4								
				9.2 9.0										
				10.3 10.5										
				10.0 9.7										
7	1480	MIKEC Damir	SRB	49.4 99.7	118.2							137.6		
				9.0 10.3	9.9 9.7									
				10.2 9.3	8.6 9.7									
				9.5 10.0										
				9.9 10.7										
				10.8 10.0										
8	1433	ARISTARKHOV Anton	RUS	47.9 98.6								117.3		
				10.5 10.0	9.5									
				9.3 10.3	9.2									
				9.0 10.6										
				9.0 10.2										
				10.1 9.6										

Legend

72FDD9AC

Bib No	Bib Number	EGR	European Games Record	ER	European Record
Nat	Nation	Rk	Rank	WC	World Cup
WR	World Record				

History

Release: Approved Version 1 (6/23/2019 11:54:59 AM)

Version of 23 JUN 2019, 11:54

F100000IA2306191130.1.AP60.0.001.pdf

86F7

1

Page 1 of 1



SUN 23 JUN 2019
START TIME 09:15

Qualification

Records

QWR	594 JIN Jongoh	KOR	12 APR 2009	WC	Changwon (KOR)
QEGR	583 OMELCHUCK Oleh	UKR	17 JUN 2015	EG	Baku (AZE)
QER	593 PYZHANOV Sergei	URS	13 OCT 1989	WCF	Munich (FRG)

Rank	Bib No	Name	Nat	Series						Total	Remarks	
				1	2	3	4	5	6			
1	1435	CHERNOUSOV Artem	RUS	99	98	95	97	98	98	585-19x	QEGR	QF
2	1511	TUZINSKY Juraj	SVK	98	99	99	96	97	94	583-26x		QF
3	1480	MIKEC Damir	SRB	96	97	97	99	97	97	583-21x		QF
4	1304	MONNA Paolo	ITA	96	98	96	96	98	98	582-22x		QF
5	1552	OMELCHUK Oleh	UKR	96	97	99	95	99	94	580-22x		QF
6	1144	CARRERA Pablo	ESP	96	96	99	97	95	96	579-20x		QF
7	1433	ARISTARKHOV Anton	RUS	95	98	94	99	99	94	579-20x		QF
8	1321	STRAUTMANIS Lauris	LAT	96	98	96	94	96	99	579-17x		QF
9	1238	REITZ Christian	GER	99	95	93	99	94	98	578-21x		
10	1413	COSTA Joao	POR	94	98	95	96	98	97	578-18x		
11	1478	GRGIC Dimitrije	SRB	99	95	95	95	96	98	578-17x		
12	1395	DANILUK Piotr	POL	97	95	98	95	96	96	577-19x		
13	1545	KOROSTYLOV Pavlo	UKR	94	98	97	96	97	95	577-19x		
14	1301	GIORDANO Giuseppe	ITA	95	93	95	97	100	96	576-17x		
15	1530	DIKEC Yusuf	TUR	94	96	96	96	95	98	575-17x		
16	1074	DONKOV Samuil	BUL	93	93	98	96	97	98	575-14x		
17	1154	OLESK Peeter	EST	97	97	92	97	96	95	574-24x		
18	1063	KURDZI Abdul-Aziz	BLR	93	99	95	97	97	93	574-19x		
19	1493	DEMIERRE Steve	SUI	93	98	96	97	95	95	574-16x		
20	1036	LUNEV Ruslan	AZE	96	98	90	96	97	97	574-14x		
21	1218	MACHAVARIANI Tsotne	GEO	96	94	94	97	95	95	571-20x		
22	1244	VENTA Kevin	GER	95	93	94	99	95	95	571-13x		
23	1185	FOUQUET Florian	FRA	97	92	95	93	97	96	570-15x		
24	1109	DUBOVY Jindrich	CZE	95	97	94	91	93	100	570- 7x		
25	1195	PERIE Mathieu	FRA	94	97	96	91	95	96	569-15x		
26	1343	ALFERIN Andrei	MDA	97	94	96	94	95	93	569-14x		
27	1520	JOHANSSON Morgan Gunnar	SWE	95	94	96	94	96	94	569-13x		
28	1067	ZAICHYK Yauheni	BLR	95	94	96	93	95	95	568-14x		
29	1132	LARSEN Frederik	DEN	94	91	96	95	97	94	567-16x		
30	1349	BRANKOVSKI Borjan	MKD	96	95	96	92	96	92	567-10x		
31	1253	KORAKAKIS Dionysios	GRE	92	94	94	97	94	95	566-12x		

Rank	Bib No	Name	Nat	Series						Total	Remarks
				1	2	3	4	5	6		
32	1281	SIGURGEIRSSON Asgeir	ISL	95	93	94	93	97	93	565-15x	
33	1404	WOJTYNA Szymon	POL	96	93	93	94	98	91	565-11x	
34	1203	CALLAGHAN Kristian Michael Smeeton	GBR	97	92	92	93	95	93	562-10x	
35	1021	HAVLICEK Thomas	AUT	86	91	91	92	95	90	545-13x	
36	1002	RRUFA Henri	ALB	86	94	88	91	91	92	542- 7x	

Summary

Number of athletes on this list: 36; Total number of athletes: 36; Total number of teams: 0

Legend

Bib No	Bib Number	Nat	Nation	QEGR	Qualification European Games Record
QER	Qualification European Record	QF	Qualified for Final	QWR	Qualification World Record
WC	World Cup	WCF	World Cup Final		

6B7B0F7

History

Release: Approved Version 1 (6/23/2019 10:46:18 AM)
Release: Preliminary Version 1 (6/23/2019 10:31:51 AM)

Version of 23 JUN 2019, 10:46

Q1000001A2306190915.1.AP60.0.001.pdf

86F7

1

Page 2 of 2



WED 26 JUN 2019
START TIME 16:50

Records

WR	38 KIM Junhong	KOR	25 APR 2018	WC	Changwon (KOR)
ER	35 MAZZETTI Riccardo	ITA	6 JUL 2014	WC	Beijing (CHN)
EGR	33 REITZ Christian	GER	21 JUN 2015	EG	Baku (AZE)

Rk	Bib No	Name	Nat	1st Comp. Stage			2nd Competition Stage - Elimination					Total	Remarks
1	1227	GEIS Oliver	GER	4	7	11	16	21	25	30		33	EEGR
				4	3	4	5	5	4	5	3		
2	1192	QUIQUAMPOIX Jean	FRA	4	9	13	16	21	26	28		32	
				4	5	4	3	5	5	2	4		
3	1178	BESSAGUET Clement	FRA	5	9	13	16	19	23			26	
				5	4	4	3	3	4	3			
4	1431	ALIFIRENKO Alexander	RUS	4	7	9	13	17				21	
				4	3	2	4	4	4				
5	1238	REITZ Christian	GER	3	6	10	13					14	
				3	3	4	3	1					
6	1536	VARLIK Ozgur	TUR	4	8	10						11	
				4	4	2	1						

Note

Please note that there are records equally achieved by several athletes and only the first to set the record is shown.
Refer to the Records list on ISSF website: www.issf-sports.org

Legend

Bib No	Bib Number	EGR	European Games Record	ER	European Record	402F6DF9
Nat	Nation	Rk	Rank	WC	World Cup	
WR	World Record					

History

Release: Approved Version 1 (6/26/2019 5:18:34 PM)

Version of 26 JUN 2019, 17:18

F100000IA2606191650.1.RFP.0.001.pdf

86F7

4

Page 1 of 1



TUE 25 JUN 2019
START TIME 14:30

Qualification

Records					
QWR	593	REITZ Christian	GER	30 JUL 2013	ECH Osijek (CRO)
QER	593	REITZ Christian	GER	30 JUL 2013	ECH Osijek (CRO)
QEGR	588	GEIS Oliver	GER	21 JUN 2015	EG Baku (AZE)

Rank	Bib No	Name	Nat	Stage	Seconds			Sub Total	Total	Remarks	
					8	6	4				
1	1238	REITZ Christian	GER	Stage 1	99	99	97	295	588-21x	EQEGR	QF
				Stage 2	98	97	98	293			
2	1178	BESSAGUET Clement	FRA	Stage 1	98	97	96	291	583-24x		QF
				Stage 2	99	98	95	292			
3	1227	GEIS Oliver	GER	Stage 1	98	95	97	290	581-26x		QF
				Stage 2	100	97	94	291			
4	1192	QUIQUAMPOIX Jean	FRA	Stage 1	99	98	93	290	581-19x		QF
				Stage 2	98	98	95	291			
5	1536	VARLIK Ozgur	TUR	Stage 1	98	97	94	289	580-13x		QF
				Stage 2	97	98	96	291			
6	1431	ALIFIRENKO Alexander	RUS	Stage 1	95	97	94	286	579-22x		QF
				Stage 2	98	97	98	293			
7	1120	STRNAD Martin	CZE	Stage 1	99	99	96	294	578-13x		
				Stage 2	99	94	91	284			
8	1532	KILIC Murat	TUR	Stage 1	97	97	94	288	577-13x		
				Stage 2	96	99	94	289			
9	1118	POHRASKY Martin	CZE	Stage 1	96	96	96	288	574-18x		
				Stage 2	98	95	93	286			
10	1399	MILIWEK Oskar	POL	Stage 1	98	97	93	288	573-17x		
				Stage 2	98	94	93	285			
11	1154	OLESK Peeter	EST	Stage 1	98	99	93	290	573-17x		
				Stage 2	98	96	89	283			
12	1203	CALLAGHAN Kristian Michael Smeeton	GBR	Stage 1	98	96	93	287	573-16x		
				Stage 2	100	95	91	286			
13	1036	LUNEV Ruslan	AZE	Stage 1	98	94	92	284	573-13x		
				Stage 2	100	96	93	289			
14	1450	SUKHANOV Nikita	RUS	Stage 1	98	93	93	284	572-14x		
				Stage 2	96	96	96	288			
15	1076	PUSHKOV Stoyan	BUL	Stage 1	96	97	92	285	571-15x		
				Stage 2	95	97	94	286			
16	1303	MAZZETTI Riccardo	ITA	Stage 1	100	96	94	290	571-12x		
				Stage 2	97	93	91	281			
17	1545	KOROSTYLOV Pavlo	UKR	Stage 1	99	96	92	287	570-18x		
				Stage 2	98	97	88	283			
18	1206	GOWIN Sam William	GBR	Stage 1	95	97	89	281	569-13x		
				Stage 2	97	97	94	288			

Rank	Bib No	Name	Nat	Stage	Seconds			Sub Total	Total	Remarks
					8	6	4			
19	1299	CHELLI Tommaso	ITA	Stage 1	97	96	95	288	569- 8x	
				Stage 2	95	94	92	281		
20	1395	DANILUK Piotr	POL	Stage 1	99	98	83	280	567-12x	
				Stage 2	97	95	95	287		
21	1553	PETRIV Oleksandr	UKR	Stage 1	100	96	93	289	566-12x	
				Stage 2	96	89	92	277		
22	1021	HAVLICEK Thomas	AUT	Stage 1	88	97	93	278	563-12x	
				Stage 2	96	95	94	285		
	1268	TAKACS Tibor	HUN	Stage 1					DNS	
				Stage 2						

Summary

Number of athletes on this list: 23; Total number of athletes: 23; Total number of teams: 0

Note

Please note that there are records equally achieved by several athletes and only the first to set the record is shown.
Refer to the Records list on ISSF website: www.issf-sports.org

Legend

Bib No	Bib Number	DNS	Did Not Start	ECH	European Championships	845FFD65
Nat	Nation	QEGR	Qualification European Games Record	QER	Qualification European Record	
QF	Qualified for Final	QWR	Qualification World Record			

History

Release: Approved Version 1 (6/26/2019 2:41:32 PM)
Release: Preliminary Version 1 (6/26/2019 2:32:23 PM)

Version of 26 JUN 2019, 14:41

Q100000IA2506191430.1.RFP.0.001.pdf

86F7

4

Page 2 of 2

European Games FINAL RESULTS TRAP MEN



Minsk
SUN 23 JUN 2019, START TIME 17:00

Records

WR	48 FERNANDEZ Alberto	ESP	29 OCT 2017	WCF	New Delhi (IND)
ER	48 FERNANDEZ Alberto	ESP	29 OCT 2017	WCF	New Delhi (IND)
EGR	Not Established Yet		2019		

Rank	Bib No	Name	Nat	Targets	Total	Remarks
1	1112	KOSTELECKY David	CZE	■■■■■■ ■■■■■■ ■■■■■■ ■■■■■■ ■■■■■■ ■■■■■■ ■■■■■■ ■■■■■■ ■■■■■■ ■■■■■■	44	EGR
2	1302	GRAZINI Valerio	ITA	■■■■■■ ■■■■■■ ■■■■■■ ■■■■■■ ■■■■■■ ■■■■■■ ■■■■■■ ■■■■■■ ■■■■■■ ■■■■■■	42	
3	1207	HEADING Aaron	GBR	■■■■■■ ■■■■■■ ■■■■■■ ■■■■■■ ■■■■■■ ■■■■■■ ■■■■■■ ■■■■■■	34	
4	1113	LIPTAK Jiri	CZE	■■■■■■ ■■■■■■ ■■■■■■ ■■■■■■ ■■■■■■ ■■■■■■ ■■■■■■	28	
5	1432	ALIPOV Alexey	RUS	■■■■■■ ■■■■■■ ■■■■■■ ■■■■■■ ■■■■■■ ■■■■■■	24	
6	1083	CERNOGORAZ Giovanni	CRO	■■■■■■ ■■■■■■ ■■■■■■ ■■■■■■ ■■■■■■ ■■■■■■ ■■■■■■ ■■■■■■ ■■■■■■ ■■■■■■	18	

Note

Please note that there are records equally achieved by several athletes and only the first to set the record is shown.
Refer to the Records list on ISSF website: www.issf-sports.org

Legend

Bib No Bib Number Nat Nation

218A3A89

History

Release: Approved Version 1 (23-Jun-19 17:57:18)

Version of 23 JUN 2019, 17:57

F100000IA2306191700.1.TR125.0.001.pdf

86F7

8

Page 1 of 1



Records

QWR	125 PELLIELO Giovanni	ITA	1 APR 1994	WC	Nicosia (CYP)
QER	125 PELLIELO Giovanni	ITA	1 APR 1994	WC	Nicosia (CYP)
QEGR	123 ALIPOV Alexey	RUS	17 JUN 2015	EG	Baku (AZE)
QEGR	123 VARGA Erik	SVK	17 JUN 2015	EG	Baku (AZE)

Rank	Bib No	Name	Nat	Rounds					Qualification		Remarks
				1	2	3	4	5	Total	QS-off	
1	1113	LIPTAK Jiri	CZE	24	25	25	25	24	123		EQEGR QF
2	1302	GRAZINI Valerio	ITA	24	24	24	24	24	120		QF
3	1112	KOSTELECKY David	CZE	24	24	24	23	24	119 +2		QF
4	1083	CERNOGORAZ Giovanni	CRO	24	25	24	23	23	119 +1		QF
5	1432	ALIPOV Alexey	RUS	24	25	23	24	22	118 +3		QF
6	1207	HEADING Aaron	GBR	24	25	22	23	24	118 +2		QF
7	1512	VARGA Erik	SVK	25	22	23	25	23	118 +0		
8	1463	VATOVEC Denis	SLO	24	24	23	23	23	117		
9	1305	PELLIELO Giovanni	ITA	25	23	25	22	22	117		
10	1084	GLASNOVIC Anton	CRO	24	22	24	22	24	116		
11	1045	PEETERS Yannick	BEL	23	23	25	23	22	116		
12	1505	KOVACOCY Marian	SVK	22	25	23	22	23	115		
13	1485	VASILJEVIC Borko	SRB	24	22	20	24	24	114		
14	1535	TUNCER N Tolga	TUR	25	22	24	21	22	114		
15	1337	SOSA Lyndon	LUX	25	24	23	22	20	114		
16	1145	FERNANDEZ Alberto	ESP	22	20	24	23	24	113		
17	1188	GUERRERO Sebastien	FRA	23	22	24	20	24	113		
18	1143	BAILON Antonio	ESP	23	21	23	22	23	112		
19	1183	DESERT Antonin	FRA	22	23	22	23	22	112		
20	1033	HUSEYINLI Ali	AZE	24	23	21	23	21	112		
21	1531	ILNAM Yavuz	TUR	24	23	24	20	21	112		
22	1235	LOEW Andreas	GER	23	23	22	23	20	111		
23	1099	MAKRI Andreas	CYP	24	20	23	23	20	110		
24	1204	COWARD-HOLLEY Matthew John	GBR	24	22	22	23	18	109		
25	1461	MACEK Bostjan	SLO	21	20	22	21	23	107		
26	1398	KOWALCZYK Piotr	POL	24	22	19	22	20	107		
27	1410	AZEVEDO Joao	POR	23	22	24	19	19	107		
28	1236	PIGORSCH Paul	GER	25	23	19	21	18	106		
29	1044	MOTTET Maxime	BEL	21	22	22	19	21	105		
30	1469	BERTI Gian Marco	SMR	23	19	18	21	22	103		
31	1276	BURNETT Derek	IRL	22	21	22	18	19	102		
32	1169	TORNROOS Vesa	FIN	19	21	17	20	20	97		

Rank	Bib No	Name	Nat	Rounds					Qualification		Remarks
				1	2	3	4	5	Total	QS-off	

Summary

Number of athletes on this list: 32; Total number of athletes: 32

Note

Please note that there are records equally achieved by several athletes and only the first to set the record is shown.
Refer to the Records list on ISSF website: www.issf-sports.org

Legend

7538A9AC

Bib No	Bib Number	Nat	Nation	QEGR	Qualification European Games Record
QER	Qualification European Record	QF	Qualified for Final	QS-off	Qualification Shoot-off
QWR	Qualification World Record	WC	World Cup		

History

Release: Approved Version 1 (23-Jun-19 14:56:43)

Version of 23 JUN 2019, 14:56

Q100000IA2206190930.1.TR125.0.001.pdf

86 8
F7

Page 2 of 2

European Games

FINAL RESULTS

SKEET MEN



Minsk
THU 27 JUN 2019, START TIME 18:00

REVISED

Records

WR	60	BAJWA Angad Vir Singh	IND	6 NOV 2018	ASC	Kuwait City (KUW)
ER	59	FILIPPELLI Riccardo	ITA	26 OCT 2017	WCF	New Delhi (IND)
ER	59	LLEWELLIN Ben	GBR	26 OCT 2017	WCF	New Delhi (IND)
EGR		Not Established Yet		2019		

Rank	Bib No	Name	Nat	Targets					Total	Remarks	
1	1523	NILSSON Stefan	SWE	■■■■	■■	■■■■	■■■■	■■	■■■■	57	EGR
				■■■■	■■	■■■■	■■■■	■■	■■■■		
				■■■■	■■	■■■■	■■■■	■■	■■■■		
2	1116	NYDRLE Tomas	CZE	■■■■	■■	■■■■	■■■■	■■	■■■■	56	
				■■■■	■■	■■■■	■■■■	■■	■■■■		
				■■■■	■■	■■■■	■■■■	■■	■■■■		
3	1306	ROSSETTI Gabriele	ITA	■■■■	■■	■■■■	■■■■	■■	■■■■	46	
				■■■■	■■	■■■■	■■■■	■■	■■■■		
				■■■■	■■	■■■■	■■■■	■■	■■■■		
4	1136	PETERSEN Emil Kjelgaard	DEN	■■■■	■■	■■■■	■■■■	■■	■■■■	35	
				■■■■	■■	■■■■	■■■■	■■	■■■■		
				■■■■	■■	■■■■	■■■■	■■	■■■■		
5	1210	LLEWELLIN Ben	GBR	■■■■	■■	■■■■	■■■■	■■	■■■■	26	
				■■■■	■■	■■■■	■■■■	■■	■■■■		
				■■■■	■■	■■■■	■■■■	■■	■■■■		
6	1182	DELAUNAY Eric	FRA	■■■■	■■	■■■■	■■■■	■■	■■■■	16	
				■■■■	■■	■■■■	■■■■	■■	■■■■		
				■■■■	■■	■■■■	■■■■	■■	■■■■		

Note

Please note that there are records equally achieved by several athletes and only the first to set the record is shown.
Refer to the Records list on ISSF website: www.issf-sports.org

Legend

DF7E15A2

Bib No Bib Number Nat Nation

History

Release: Approved Version 2 (28-Jun-19 8:42:14)
Release: Approved Version 1 (27-Jun-19 18:51:01)



Minsk

WED 26 JUN 2019, START TIME 09:00

Records

QWR	125	LUCHINI Valerio	ITA	9 JUL 2014	WC	Beijing (CHN)
QER	125	LUCHINI Valerio	ITA	9 JUL 2014	WC	Beijing (CHN)
QEGR	124	THERAS Anthony	FRA	21 JUN 2015	EG	Baku (AZE)

Rank	Bib No	Name	Nat	Rounds					Qualification		Remarks
				1	2	3	4	5	Total	QS-off	
1	1116	NYDRLE Tomas	CZE	24	25	25	23	25	122	+6	QF
2	1136	PETERSEN Emil Kjeldgaard	DEN	24	25	24	25	24	122	+4	QF
3	1210	LLEWELLIN Ben	GBR	24	24	25	24	25	122	+3	QF
4	1306	ROSSETTI Gabriele	ITA	23	25	25	24	25	122	+1	QF
5	1523	NILSSON Stefan	SWE	24	24	24	24	25	121	+12	QF
6	1182	DELAUNAY Eric	FRA	24	24	24	24	25	121	+11	QF
7	1142	ARAMBURU Juan Jose	ESP	24	25	24	24	24	121	+5	
8	1100	VASILIOU Nicolas	CYP	23	24	25	24	24	120		
9	1385	WATNDAL Erik	NOR	24	23	25	24	24	120		
10	1128	HANSEN Jesper	DEN	24	24	25	23	24	120		
11	1122	TOMECEK Jakub	CZE	22	25	25	25	23	120		
12	1524	SVENSSON Marcus	SWE	23	25	22	24	25	119		
13	1194	TERRAS Anthony	FRA	24	24	24	24	23	119		
14	1233	KORTE Sven	GER	24	22	24	24	24	118		
15	1095	ACHILLEOS Georgios	CYP	23	24	24	24	23	118		
16	1550	MILCHEV Mikola	UKR	24	21	24	25	22	116		
17	1254	MAVROMMATIS Nikolaos	GRE	23	24	23	25	21	116		
18	1451	ZEMLIN Alexander	RUS	24	23	24	22	22	115		
19	1379	ENGEN Jorgen	NOR	23	24	23	24	21	115		
20	1168	TAKANEN Tommi	FIN	24	25	22	22	21	114		
21	1202	BIRD Jeremy Harry	GBR	23	23	25	18	24	113		
22	1163	KOSSI Oskari	FIN	23	22	23	22	23	113		
23	1300	FILIPPELLI Riccardo	ITA	22	23	24	21	23	113		
24	1403	WERYS Jakub	POL	22	24	21	22	22	111		
25	1449	SHARAPOV Mikhail	RUS	19	25	21	23	22	110		
26	1282	SVAVARSSON Hakon	ISL	22	22	23	20	22	109		
27	1329	RACINSKAS Ronaldas	LTU	21	22	24	20	21	108		
28	1034	JAFAROV Emin	AZE	22	21	22	20	22	107		
29	1061	GERACHTCHENKO Andrei	BLR	18	20	20	19	24	101		

Summary

Number of athletes on this list: 29; Total number of athletes: 29

Note

Please note that there are records equally achieved by several athletes and only the first to set the record is shown.
Refer to the Records list on ISSF website: www.issf-sports.org

Legend

AD1A2398

Bib No	Bib Number	Nat	Nation	QEGR	Qualification European Games Record
QER	Qualification European Record	QF	Qualified for Final	QS-off	Qualification Shoot-off
QWR	Qualification World Record	WC	World Cup		

History

Release: Approved Version 1 (27-Jun-19 15:45:25)

Version of 27 JUN 2019, 15:45

Q100000IA2606190900.1.SK125.0.001.pdf

86 1
F7

Page 1 of 1



Minsk

MON 24 JUN 2019, START TIME 13:00

MON 24 JUN 2019
START TIME 13:00

		Records			
WR	252.9 CHANDELA Apurvi	IND	23 FEB 2019	WC	New Delhi (IND)
ER	251.5 COMAN Laura-Georgeta	ROU	3 MAR 2018	WC	Guadalajara (MEX)

Rk	Bib No	Name	Nat	1st Comp. Stage		2nd Competition Stage - Elimination						Total	Remarks
1	1421	COMAN Laura-Georgeta	ROU	51.5	104.4	125.0	146.2	167.9	189.5	210.1	231.4	251.3	EGR
				10.1	10.1	10.4	10.4	10.9	10.8	10.3	10.7	9.9	
				10.6	10.7	10.2	10.8	10.8	10.8	10.3	10.6	10.0	
				10.4	10.8								
				10.1	10.6								
				10.3	10.7								
2	1492	CHRISTEN Nina	SUI	52.8	104.8	125.5	146.0	166.6	187.9	208.7	229.6	250.0	
				10.8	10.3	10.1	10.5	10.0	10.8	10.3	10.6	10.4	
				10.5	10.2	10.6	10.0	10.6	10.5	10.5	10.3	10.0	
				10.3	10.7								
				10.7	10.4								
				10.5	10.4								
3	1114	MAZUROVA Nikola	CZE	52.6	103.7	124.3	145.3	165.9	187.0	207.8		228.7	
				10.1	10.3	10.6	10.4	10.7	10.5	10.3	10.4		
				10.8	10.4	10.0	10.6	9.9	10.6	10.5	10.5		
				10.9	9.5								
				10.6	10.6								
				10.2	10.3								
4	1378	DUESTAD Jeanette Hegg	NOR	51.0	103.4	123.7	143.9	164.9	185.6			206.5	
				9.9	10.5	10.8	10.4	10.7	10.4	10.2			
				10.4	10.4	9.5	9.8	10.3	10.3	10.7			
				10.0	10.8								
				10.9	10.1								
				9.8	10.6								
5	1440	KARIMOVA Yulia	RUS	51.9	104.3	124.9	145.1	165.1				185.3	
				10.6	10.3	10.6	10.1	9.9	10.1	10.1			
				10.0	10.9	10.0	10.1	10.1	10.1	10.1			
				10.7	10.2								
				10.0	10.3								
				10.6	10.7								
6	1064	MARTYNOVA Maria	BLR	49.9	102.1	122.5	143.0					163.2	
				10.0	10.5	9.9	10.6	9.9					
				9.5	10.6	10.5	9.9	10.3					
				10.8	10.4								
				9.8	10.4								
				9.8	10.3								
7	1460	KUHARIC Urska	SLO	49.1	100.7	121.1						141.3	
				8.6	10.0	10.9	10.2						
				9.8	10.6	9.5	10.0						
				10.3	10.4								
				10.1	10.3								
				10.3	10.3								
8	1225	BEER Jolyn	GER	47.8	98.1							118.0	
				8.3	10.6	10.0							
				9.1	9.9	9.9							
				10.1	9.0								
				10.6	10.5								
				9.7	10.3								

Legend

7D6B2DF6

Bib No	Bib Number		EGR	European Games Record		ER	European Record
Nat	Nation	Rk	Rank	Rank	WC	World Cup	
WR	World Record						

History

Release: Approved Version 1 (6/24/2019 1:25:32 PM)

Version of 24 JUN 2019, 13:25

F000000IA2406191300.1.AR60W.0.001.pdf

86F7

22

Page 1 of 1



MON 24 JUN 2019
START TIME 08:00

Qualification

Records		CHN	23 FEB 2019	WC	New Delhi (IND)
QWR	634.0 ZHAO Ruozhu	DEN	24 MAY 2018	WC	Munich (GER)
QER	631.3 IBSEN Rikke Maeng				

Rank	Bib No	Name	Nat	Series						Total	Remarks	
				1	2	3	4	5	6			
1	1440	KARIMOVA Yulia	RUS	103.3	105.0	105.3	105.4	105.1	105.7	629.8	QEGR	QF
2	1492	CHRISTEN Nina	SUI	104.5	104.5	105.4	105.1	102.8	105.5	627.8		QF
3	1378	DUESTAD Jeanette Hegg	NOR	104.0	103.7	104.4	105.0	104.5	105.4	627.0		QF
4	1064	MARTYNOVA Maria	BLR	104.6	106.0	104.5	104.2	103.8	103.9	627.0		QF
5	1421	COMAN Laura-Georgeta	ROU	105.6	105.1	103.9	104.8	103.4	103.9	626.7		QF
6	1114	MAZUROVA Nikola	CZE	104.7	103.7	104.7	105.6	103.0	104.8	626.5		QF
7	1225	BEER Jolyn	GER	104.6	105.0	103.5	104.6	103.8	104.9	626.4		QF
8	1460	KUHARIC Urska	SLO	103.2	103.8	104.2	104.7	103.4	106.3	625.6		QF
9	1179	BORDET Jade	FRA	105.5	104.8	103.2	105.1	103.1	103.8	625.5		
10	1436	GALASHINA Anastasiia	RUS	104.0	103.4	104.1	105.2	104.0	104.6	625.3		
11	1314	ZUBLASING Petra	ITA	103.8	103.3	102.3	105.4	105.3	105.0	625.1		
12	1288	ENGLER Tal	ISR	103.8	104.2	104.9	104.6	103.8	103.7	625.0		
13	1425	SIDI Roxana	ROU	103.5	104.3	104.1	103.8	104.1	105.1	624.9		
14	1263	HORVATH Lea	HUN	102.9	105.5	103.6	104.6	104.3	104.0	624.9		
15	1476	ARSOVIC Andrea	SRB	104.1	104.5	104.1	103.6	103.5	105.0	624.8		
16	1023	PEER Franziska	AUT	103.1	103.4	105.0	103.5	104.8	104.8	624.6		
17	1211	MCINTOSH Seonaid	GBR	105.8	104.6	104.1	104.3	102.3	103.4	624.5		
18	1015	POGHOSYAN Alla	ARM	102.4	104.3	104.3	104.7	103.6	105.0	624.3		
19	1087	PEJICIC Snjezana	CRO	104.0	104.7	103.6	104.1	105.3	102.6	624.3		
20	1134	NIELSEN Stine	DEN	102.4	104.5	103.6	104.8	104.3	104.5	624.1		
21	1241	SIMON Julia Anita	GER	104.8	104.6	104.5	103.3	103.5	103.3	624.0		
22	1459	DVORSAK Ziva	SLO	102.8	103.8	103.9	103.7	104.1	105.4	623.7		
23	1130	IBSEN Rikke Maeng	DEN	104.7	104.0	104.4	104.6	103.8	102.1	623.6		
24	1162	HYRKAS Emmi	FIN	103.4	104.9	104.2	103.7	103.6	103.5	623.3		
25	1022	HOFMANN Olivia	AUT	103.4	105.7	104.4	103.4	104.2	102.2	623.3		
26	1106	BRABCOVA Aneta	CZE	104.8	103.5	103.1	102.1	105.2	104.4	623.1		
27	1384	STENE Jenny	NOR	105.5	102.9	104.2	103.0	104.5	102.9	623.0		
28	1164	KUISMA Jenna	FIN	104.1	102.9	105.5	103.2	103.4	103.7	622.8		
29	1497	LUSTENBERGER Petra	SUI	102.8	104.7	104.0	104.5	102.4	104.2	622.6		
30	1397	KOMOROWSKA Katarzyna	POL	103.3	103.8	103.1	104.1	103.4	104.5	622.2		
31	1313	ZIVIANI Martina	ITA	102.9	102.5	104.5	105.6	105.0	101.7	622.2		

Rank	Bib No	Name	Nat	Series						Total	Remarks
				1	2	3	4	5	6		
32	1400	NAGAY Agnieszka	POL	99.6	104.8	104.8	104.2	103.9	103.8	621.1	
33	1370	MULDER Mandy	NED	103.3	103.4	104.9	103.5	102.1	103.7	620.9	
34	1519	JOHANSSON Lotten	SWE	102.6	104.0	102.3	104.4	102.3	105.2	620.8	
35	1543	KALNYSH Natallia	UKR	101.5	103.7	104.1	105.0	102.6	103.7	620.6	
36	1065	SHCHERBATSEVICH Sviatlana	BLR	103.1	102.7	104.7	102.9	103.4	103.0	619.8	
37	1518	JOHANSSON Isabelle	SWE	101.4	103.9	104.1	103.5	104.2	102.5	619.6	
38	1089	ZELJKOVIC Marta	CRO	102.4	100.7	103.6	103.8	103.5	104.5	618.5	
39	1479	MALIC Marija	SRB	100.6	101.0	104.9	104.5	104.2	101.5	616.7	
40	1542	ILINA Anna	UKR	100.3	101.6	103.1	102.3	101.9	105.0	614.2	
41	1155	VORONOVA Anzela	EST	101.2	104.4	103.0	99.4	100.4	100.7	609.1	
	1008	BARRUGUES ALVINA Esther	AND								DNS

Summary

Number of athletes on this list: 42; Total number of athletes: 42; Total number of teams: 0

Legend

Bib No	Bib Number	DNS	Did Not Start	Nat	Nation
QEGR	Qualification European Games Record	QER	Qualification European Record	QF	Qualified for Final
QWR	Qualification World Record	WC	World Cup		

BD721676

History

Release: Approved Version 1 (6/24/2019 11:23:41 AM)
Release: Preliminary Version 1 (6/24/2019 11:11:45 AM)

Version of 24 JUN 2019, 13:06

Q000000IA2406190800.1.AR60W.0.001.pdf

86F7

22

Page 2 of 2



Minsk

THU 27 JUN 2019, START TIME 13:00

THU 27 JUN 2019
START TIME 13:00

Records

WR	464.7 ZUBLASING Petra	ITA	19 JUN 2015	EUG	Baku (AZE)
ER	464.7 ZUBLASING Petra	ITA	19 JUN 2015	EUG	Baku (AZE)
EGR	464.7 ZUBLASING Petra	ITA	19 JUN 2015	EG	Baku (AZE)

Rk	Bib No	Name	Nat	Kn	Pr	Standing - Elimination					Total	Remarks
1	1452	ZYKOVA Yulia	RUS	152.1 50.1 49.9 52.1	306.7 51.2 51.6 51.8	409.5 51.2 51.6	419.3 9.8	429.4 10.1	439.9 10.5	449.6 9.7 10.0	459.6	
2	1114	MAZUROVA Nikola	CZE	151.3 50.9 50.4 50.0	304.4 49.9 52.2 51.0	404.6 49.4 50.8	414.6 10.0	424.6 10.0	434.7 10.1	444.5 9.8 9.4	453.9	
3	1441	KHOROSHEVA Polina	RUS	151.1 50.6 50.8 49.7	304.6 50.6 51.5 51.4	405.5 50.5 50.4	415.6 10.1	424.9 9.3	434.8 9.9	444.0 9.2		
4	1486	VUKASINOVIC Sanja	SRB	152.1 50.0 50.9 51.2	307.5 51.2 52.5 51.7	404.6 49.4 47.7	414.2 9.6	424.3 10.1	433.7 9.4			
5	1211	MCINTOSH Seonaid	GBR	151.2 51.1 49.4 50.7	305.9 51.7 51.3 51.7	404.5 50.3 48.3	414.3 9.8	423.9 9.6				
6	1023	PEER Franziska	AUT	148.4 49.1 49.3 50.0	304.8 52.6 52.1 51.7	405.3 49.7 50.8	414.0 8.7					
7	1384	STENE Jenny	NOR	150.9 50.8 49.1 51.0	306.7 51.5 52.7 51.6	401.3 44.8 49.8						
8	1225	BEER Jolyn	GER	149.6 49.8 49.2 50.6	300.0 48.9 51.1 50.4	400.3 50.2 50.1						

Legend

72A671F7

Bib No	Bib Number	EGR	European Games Record	ER	European Record
Kn	Kneeling	Nat	Nation	Pr	Prone
Rk	Rank	WR	World Record		

History

Release: Approved Version 1 (6/27/2019 1:47:10 PM)

Version of 27 JUN 2019, 13:47

F000000IA2706191300.1.R3X40.0.001.pdf

86F7

11

Page 1 of 1

European Games RESULTS

50m RIFLE 3 POSITIONS WOMEN Qualification



Minsk

THU 27 JUN 2019, START TIME 09:15

THU 27 JUN 2019
START TIME 09:15

Qualification

Records

QWR	1182 SHI Mengyao	CHN	25 FEB 2019	WC	New Delhi (IND)
QER	1180 PEJIC Snjezana	CRO	26 APR 2018	WC	Changwon (KOR)
QEGR	589 ZUBLASING Petra	ITA	19 JUN 2015	EG	Baku (AZE)

Rank	Bib No	Name	Nat	Position	Series				Sub Total	Total	Remarks
					1	2	3	4			
1	1225	BEER Jolyn	GER	Kneeling	98	98	98	98	392	1174-52x	QEGR QF
				Prone	99	100	97	99	395		
				Standing	94	97	98	98	387		
2	1486	VUKASINOVIC Sanja	SRB	Kneeling	97	100	99	98	394	1168-57x	QF
				Prone	97	98	97	99	391		
				Standing	94	96	98	95	383		
3	1114	MAZUROVA Nikola	CZE	Kneeling	98	96	98	96	388	1168-54x	QF
				Prone	99	99	99	98	395		
				Standing	95	96	97	97	385		
4	1441	KHOROSHEVA Polina	RUS	Kneeling	97	98	97	96	388	1166-57x	QF
				Prone	97	100	99	98	394		
				Standing	96	95	95	98	384		
5	1452	ZYKOVA Yulia	RUS	Kneeling	98	98	99	97	392	1165-50x	QF
				Prone	97	99	97	98	391		
				Standing	97	96	93	96	382		
6	1211	MCINTOSH Seonaid	GBR	Kneeling	96	97	99	98	390	1163-60x	QF
				Prone	96	98	98	98	390		
				Standing	97	98	94	94	383		
7	1384	STENE Jenny	NOR	Kneeling	96	99	96	96	387	1162-51x	QF
				Prone	99	98	98	99	394		
				Standing	94	96	96	95	381		
8	1023	PEER Franziska	AUT	Kneeling	97	97	99	98	391	1161-53x	QF
				Prone	99	98	96	97	390		
				Standing	96	93	95	96	380		
9	1543	KALNYSH Natallia	UKR	Kneeling	98	96	99	99	392	1160-56x	
				Prone	99	96	98	95	388		
				Standing	94	96	94	96	380		
10	1314	ZUBLASING Petra	ITA	Kneeling	97	95	97	99	388	1160-54x	
				Prone	97	100	98	96	391		
				Standing	96	94	96	95	381		
11	1022	HOFMANN Olivia	AUT	Kneeling	97	97	100	97	391	1160-43x	
				Prone	96	97	97	96	386		
				Standing	97	94	95	97	383		
12	1130	IBSEN Rikke Maeng	DEN	Kneeling	98	96	98	95	387	1160-41x	
				Prone	99	95	96	98	388		
				Standing	98	99	94	94	385		
13	1308	SENA Sabrina	ITA	Kneeling	95	97	96	96	384	1160-40x	
				Prone	96	97	96	96	385		
				Standing	98	96	98	99	391		

Rank	Bib No	Name	Nat	Position	Series				Sub Total	Total	Remarks
					1	2	3	4			
14	1492	CHRISTEN Nina	SUI	Kneeling	98	98	99	97	392	1158-51x	
				Prone	97	95	95	97	384		
				Standing	94	95	98	95	382		
15	1064	MARTYNOVA Maria	BLR	Kneeling	94	95	94	94	377	1158-50x	
				Prone	98	100	96	98	392		
				Standing	98	95	100	96	389		
16	1382	LUND Katrine	NOR	Kneeling	97	99	94	98	388	1156-43x	
				Prone	99	98	97	96	390		
				Standing	93	96	95	94	378		
17	1400	NAGAY Agnieszka	POL	Kneeling	97	95	96	95	383	1156-42x	
				Prone	98	96	96	99	389		
				Standing	94	99	95	96	384		
18	1155	VORONOVA Anzela	EST	Kneeling	97	99	96	92	384	1156-37x	
				Prone	98	97	100	97	392		
				Standing	96	92	96	96	380		
19	1497	LUSTENBERGER Petra	SUI	Kneeling	94	98	98	99	389	1155-50x	
				Prone	98	97	99	96	390		
				Standing	94	96	90	96	376		
20	1179	BORDET Jade	FRA	Kneeling	95	96	93	96	380	1154-48x	
				Prone	95	96	99	99	389		
				Standing	98	96	96	95	385		
21	1288	ENGLER Tal	ISR	Kneeling	98	97	93	96	384	1153-45x	
				Prone	98	99	95	94	386		
				Standing	96	98	93	96	383		
22	1242	STRAUB Isabella	GER	Kneeling	99	96	96	89	380	1153-44x	
				Prone	98	98	97	96	389		
				Standing	98	94	95	97	384		
23	1190	MATTE Romane	FRA	Kneeling	95	95	99	96	385	1153-42x	
				Prone	98	95	98	100	391		
				Standing	97	95	94	91	377		
24	1397	KOMOROWSKA Katarzyna	POL	Kneeling	98	98	95	96	387	1152-48x	
				Prone	98	97	100	99	394		
				Standing	94	96	92	89	371		
25	1476	ARSOVIC Andrea	SRB	Kneeling	98	93	97	96	384	1152-45x	
				Prone	96	100	95	97	388		
				Standing	93	97	95	95	380		
26	1087	PEJCIC Snjezana	CRO	Kneeling	97	93	98	99	387	1151-45x	
				Prone	97	99	96	97	389		
				Standing	95	90	97	93	375		
27	1089	ZELJKOVIC Marta	CRO	Kneeling	98	96	94	93	381	1150-44x	
				Prone	100	98	98	97	393		
				Standing	92	93	95	96	376		
28	1205	GLEESON Katie	GBR	Kneeling	97	97	98	97	389	1150-44x	
				Prone	98	97	97	99	391		
				Standing	87	95	93	95	370		
29	1263	HORVATH Lea	HUN	Kneeling	97	93	96	96	382	1150-41x	
				Prone	99	97	96	95	387		
				Standing	93	96	97	95	381		
30	1460	KUCHARIC Urska	SLO	Kneeling	95	99	96	96	386	1149-45x	
				Prone	96	98	94	96	384		
				Standing	93	97	96	93	379		

Rank	Bib No	Name	Nat	Position	Series				Sub Total	Total	Remarks
					1	2	3	4			
31	1164	KUISMA Jenna	FIN	Kneeling	96	95	97	97	385	1147-40x	
				Prone	98	97	99	95	389		
				Standing	92	94	94	93	373		
32	1459	DVORSAK Ziva	SLO	Kneeling	93	98	95	98	384	1147-34x	
				Prone	96	96	98	96	386		
				Standing	94	93	94	96	377		
33	1162	HYRKAS Emmi	FIN	Kneeling	98	95	96	97	386	1145-44x	
				Prone	93	99	96	97	385		
				Standing	93	96	91	94	374		
34	1519	JOHANSSON Lotten	SWE	Kneeling	96	94	96	95	381	1144-41x	
				Prone	94	99	97	97	387		
				Standing	92	94	95	95	376		
35	1106	BRABCOVA Aneta	CZE	Kneeling	94	95	97	96	382	1144-40x	
				Prone	96	96	97	97	386		
				Standing	94	93	95	94	376		
36	1065	SHCHERBATSEVICH Sviatlana	BLR	Kneeling	94	97	97	93	381	1144-37x	
				Prone	94	94	96	97	381		
				Standing	93	95	99	95	382		
37	1542	ILINA Anna	UKR	Kneeling	96	94	94	95	379	1143-46x	
				Prone	99	96	94	96	385		
				Standing	94	97	94	94	379		
38	1134	NIELSEN Stine	DEN	Kneeling	96	97	95	92	380	1142-40x	
				Prone	95	94	95	98	382		
				Standing	91	95	97	97	380		
39	1370	MULDER Mandy	NED	Kneeling	90	93	96	91	370	1128-36x	
				Prone	93	95	94	97	379		
				Standing	93	94	96	96	379		

Summary

Number of athletes on this list: 39; Total number of athletes: 39; Total number of teams: 0

Note

Please note that there are records equally achieved by several athletes and only the first to set the record is shown.
Refer to the Records list on ISSF website: www.issf-sports.org

Legend

Bib No	Bib Number	Nat	Nation	QEGR	Qualification European Games Record
QER	Qualification European Record	QF	Qualified for Final	QWR	Qualification World Record
WC	World Cup				

47E741CA

History

Release: Approved Version 1 (6/27/2019 12:09:28 PM)
Release: Preliminary Version 1 (6/27/2019 11:58:56 AM)



Minsk

SUN 23 JUN 2019, START TIME 13:30

SUN 23 JUN 2019
START TIME 13:30

Records

WR	246.9	ARUNOVIC Zorana	SRB	11 MAR 2017	ECH	Maribor (SLO)
ER	246.9	ARUNOVIC Zorana	SRB	11 MAR 2017	ECH	Maribor (SLO)
EGR	199.5	ARUNOVIC Zorana	SRB	17 JUN 2015	EG	Baku (AZE)

Rk	Bib No	Name	Nat	1st Comp. Stage		2nd Competition Stage - Elimination						Total	Remarks
1	1477	ARUNOVIC Zorana	SRB	49.2	99.3	120.4	140.3	159.4	180.3	200.2	220.6	241.2	EGR
				9.8	9.1	10.4	9.3	9.6	10.5	9.5	10.0	10.3	
				10.0	10.3	10.7	10.6	9.5	10.4	10.4	10.4	10.3	
				9.1	10.6								
				10.1	10.3								
				10.2	9.8								
2	1252	KORAKAKI Anna	GRE	49.4	100.8	119.1	139.5	160.2	180.0	199.4	219.1	238.9	
				10.4	10.1	8.8	10.1	10.1	10.2	10.1	10.3	9.5	
				9.1	9.7	9.5	10.3	10.6	9.6	9.3	9.4	10.3	
				9.1	10.7								
				10.6	10.7								
				10.2	10.2								
3	1073	BONEVA Antoaneta	BUL	51.1	99.1	118.9	138.7	158.7	177.9	198.1		218.1	
				10.1	9.5	10.5	9.7	9.5	9.2	10.3	9.6		
				9.4	8.5	9.3	10.1	10.5	10.0	9.9	10.4		
				10.9	9.6								
				10.4	9.8								
				10.3	10.6								
4	1434	BATSARASHKINA Vitalina	RUS	50.3	99.1	119.0	138.5	158.2	177.6			198.0	
				10.4	10.2	10.1	9.6	10.5	10.4	9.8			
				10.5	9.0	9.8	9.9	9.2	9.0	10.6			
				10.2	10.6								
				9.6	9.5								
				9.6	9.5								
5	1546	KOSTEVYCH Olena	UKR	47.0	96.8	116.8	136.1	156.6				176.6	
				8.6	10.4	9.9	10.0	10.5	10.4				
				10.1	9.9	10.1	9.3	10.0	9.6				
				9.3	10.3								
				10.1	9.8								
				8.9	9.4								
6	1394	BRES Klaudia	POL	46.0	94.6	114.9	136.1					155.5	
				9.4	10.2	10.3	10.9	9.8					
				8.1	9.6	10.0	10.3	9.6					
				8.6	10.7								
				10.2	9.4								
				9.7	8.7								
7	1026	STEINER Sylvia	AUT	47.1	96.9	116.6						135.3	
				9.1	9.5	9.4	10.2						
				9.3	10.6	10.3	8.5						
				9.6	10.0								
				9.9	8.9								
				9.2	10.8								
8	1062	KRUCHANOK Katsiaryna	BLR	46.1	93.2							112.2	
				9.6	10.4	8.9							
				9.8	9.9	10.1							
				10.5	9.4								
				8.8	8.8								
				7.4	8.6								

Legend

41387A43

Bib No	Bib Number	ECH	European Championships	EGR	European Games Record
ER	European Record	Nat	Nation	Rk	Rank
WR	World Record				

History

Release: Approved Version 1 (6/23/2019 1:52:19 PM)

Version of 23 JUN 2019, 13:52

F000000IA2306191330.1.AP60W.0.001.pdf

86F7

24

Page 1 of 1



SUN 23 JUN 2019
START TIME 11:15

Qualification

Records		GRE	12 MAY 2018	WC	Fort Benning (USA)
QWR	587 KORAKAKI Anna	GRE	12 MAY 2018	WC	Fort Benning (USA)
QER	587 KORAKAKI Anna	GRE	12 MAY 2018	WC	Fort Benning (USA)

Rank	Bib No	Name	Nat	Series						Total	Remarks	
				1	2	3	4	5	6			
1	1394	BRES Klaudia	POL	95	97	93	98	99	96	578-21x	QEGR	QF
2	1477	ARUNOVIC Zorana	SRB	98	95	98	97	96	94	578-21x	QEGR	QF
3	1026	STEINER Sylvia	AUT	95	99	98	96	94	96	578-17x	QEGR	QF
4	1434	BATSARASHKINA Vitalina	RUS	97	93	97	95	97	97	576-16x		QF
5	1062	KRUCHANOK Katsiaryna	BLR	98	97	100	94	92	94	575-17x		QF
6	1073	BONEVA Antoaneta	BUL	96	96	93	97	96	96	574-13x		QF
7	1546	KOSTEVYCH Olena	UKR	92	94	98	94	97	98	573-12x		QF
8	1252	KORAKAKI Anna	GRE	90	96	96	95	98	97	572-19x		QF
9	1187	GOBERVILLE Sandrine	FRA	95	96	97	93	95	96	572-15x		
10	1481	MOMCILOVIC VELICKOVIC Bobana	SRB	94	94	96	97	98	93	572-13x		
11	1445	MEDVEDEVA Svetlana	RUS	95	95	95	93	98	95	571-17x		
12	1075	GROZDEVA Maria	BUL	96	94	98	96	94	93	571-17x		
13	1058	CHAIKA Viktoria	BLR	95	96	97	94	96	93	571-14x		
14	1186	GOBERVILLE Celine	FRA	96	95	92	95	98	95	571-12x		
15	1038	NASIROVA Nigar	AZE	97	93	95	95	92	98	570-16x		
16	1494	DIETHELM GERBER Heidi	SUI	90	96	95	94	97	98	570-15x		
17	1230	HOCHMUTH Julia	GER	96	95	96	97	92	93	569-14x		
18	1411	CASTELAO Joana	POR	96	94	98	97	93	91	569-14x		
19	1391	BARTKOW KWIATKOWSKA Beata	POL	94	93	96	93	96	97	569-12x		
20	1262	EGRI Viktoria	HUN	91	95	97	93	96	97	569-10x		
21	1544	KONARIEVA Polina	UKR	95	95	94	95	95	94	568-10x		
22	1239	REITZ Sandra	GER	95	92	94	95	93	98	567-16x		
23	1264	MAJOR Veronika	HUN	94	95	92	93	97	96	567-16x		
24	1312	VECCARO Margherita Brigida	ITA	93	95	94	93	96	96	567-11x		
25	1146	FRANQUET Sonia	ESP	94	94	92	95	94	95	564-12x		
26	1219	SALUKVADZE Nino	GEO	94	92	94	93	95	94	562-11x		
27	1108	DEDOVA Anna	CZE	92	94	91	94	93	96	560-12x		
28	1001	DELILAJ Manuela	ALB	96	88	90	95	95	94	558-16x		
29	1217	KHUTSIBERIDZE Nino	GEO	89	95	94	97	89	93	557-12x		
30	1320	RASMANE Agate	LAT	92	90	93	95	92	94	556-13x		

Rank	Bib No	Name	Nat	Series						Total	Remarks
				1	2	3	4	5	6		
31	1311	VARRICCHIO Maria	ITA	92	93	91	92	93	95	556-10x	
32	1506	MARSALKOVA Martina	SVK	86	97	93	93	94	90	553-12x	
33	1255	PAPAKANELLOU Dimitra	GRE	90	94	92	94	91	91	552- 7x	
34	1363	PANTOVIC Jelena	MNE	89	93	93	94	88	93	550- 5x	
35	1330	RANKELYTE Gabriele	LTU	92	89	95	91	88	94	549-11x	
36	1331	ZDANOVA Jekaterina	LTU	90	92	90	92	88	92	544- 9x	
37	1420	BONTE Roxana Delia	ROU	90	89	90	92	93	89	543- 6x	

Summary

Number of athletes on this list: 37; Total number of athletes: 37; Total number of teams: 0

Legend

1C42A996

Bib No	Bib Number	Nat	Nation	QEGR	Qualification European Games Record
QER	Qualification European Record	QF	Qualified for Final	QWR	Qualification World Record
WC	World Cup				

History

Release: Approved Version 1 (6/23/2019 12:44:03 PM)
Release: Preliminary Version 1 (6/23/2019 12:31:51 PM)

Version of 23 JUN 2019, 12:44

Q000000IA2306191115.1.AP60W.0.001.pdf

86F7

24

Page 2 of 2



Minsk

WED 26 JUN 2019, START TIME 13:20

WED 26 JUN 2019
START TIME 13:20

Records

WR	40 MAJOR Veronika	HUN	24 FEB 2019	WC	New Delhi (IND)
ER	40 MAJOR Veronika	HUN	24 FEB 2019	WC	New Delhi (IND)
EGR	Not Established		2019		

Rk	Bib No	Name	Nat	1st Comp. Stage				2nd Competition Stage - Elimination						Total	Remarks
1	1252	KORAKAKI Anna	GRE	5	10	14	17	20	24	27	30	34	35	EGR S-off: 3	
				5	5	4	3	3	4	3	3	4	1		
2	1494	DIETHELM GERBER Heidi	SUI	4	7	12	16	18	20	24	28	31	35	EGR S-off: 2	
				4	3	5	4	2	2	4	4	3	4		
3	1073	BONEVA Antoaneta	BUL	3	5	10	15	19	21	24	28	31	SO		
				3	2	5	5	4	2	3	4	3			
4	1434	BATSARASHKINA Vitalina	RUS	4	5	8	13	17	21	23	27				
				4	1	3	5	4	4	2	4				
5	1232	KARSCH Monika	GER	5	9	12	15	18	21	22					
				5	4	3	3	3	3	1					
6	1243	VENNEKAMP Doreen	GER	4	8	11	14	17	20	SO					
				4	4	3	3	3	3						
7	1477	ARUNOVIC Zorana	SRB	4	5	6	10	12							
				4	1	1	4	2							
8	1186	GOBERVILLE Celine	FRA	1	3	4	7								
				1	2	1	3								

Legend

3CF98E7D

Bib No	Bib Number	EGR	European Games Record	ER	European Record
Nat	Nation	Rk	Rank	SO	Athlete eliminated by Shoot-off for tie
S-off	Shoot-off	WC	World Cup	WR	World Record

History

Release: Approved Version 1 (6/26/2019 2:13:29 PM)

Version of 26 JUN 2019, 14:15

F000000IA2606191320.1.SP.0.001.pdf

86F7

3

Page 1 of 1



TUE 25 JUN 2019
START TIME 09:00

Qualification

Records

QWR	594	IORGOVA Diana	BUL	31 MAY 1994	WC	Milan (ITA)
QER	594	IORGOVA Diana	BUL	31 MAY 1994	WC	Milan (ITA)
QEGR	585	STEINER Sylvia	AUT	20 JUN 2015	EG	Baku (AZE)

Rank	Bib No	Name	Nat	Stage	Series			Sub Total	Total	Remarks	
					1	2	3				
1	1232	KARSCH Monika	GER	Precision	98	96	98	292	589-17x	QEGR	QF
				Rapid	99	99	99	297			
2	1434	BATSARASHKINA Vitalina	RUS	Precision	98	95	97	290	586-23x		QF
				Rapid	98	99	99	296			
3	1186	GOBERVILLE Celine	FRA	Precision	96	97	99	292	585-20x		QF
				Rapid	100	97	96	293			
4	1477	ARUNOVIC Zorana	SRB	Precision	97	98	99	294	585-20x		QF
				Rapid	100	98	93	291			
5	1494	DIETHELM GERBER Heidi	SUI	Precision	96	97	99	292	585-12x		QF
				Rapid	97	97	99	293			
6	1252	KORAKAKI Anna	GRE	Precision	98	96	97	291	583-23x		QF
				Rapid	94	99	99	292			
7	1243	VENNEKAMP Doreen	GER	Precision	96	97	95	288	583-23x		QF
				Rapid	99	98	98	295			
8	1073	BONEVA Antoaneta	BUL	Precision	94	99	98	291	583-19x		QF
				Rapid	98	96	98	292			
9	1264	MAJOR Veronika	HUN	Precision	96	98	95	289	583-19x		
				Rapid	98	99	97	294			
10	1107	CERVENKOVA Renata	CZE	Precision	97	97	96	290	582-25x		
				Rapid	98	97	97	292			
11	1088	PERVAN Vlatka	CRO	Precision	95	95	96	286	580-16x		
				Rapid	99	97	98	294			
12	1075	GROZDEVA Maria	BUL	Precision	94	93	99	286	580-15x		
				Rapid	97	97	100	294			
13	1320	RASMANE Agate	LAT	Precision	96	95	99	290	580-13x		
				Rapid	95	99	96	290			
14	1394	BRES Klaudia	POL	Precision	100	95	98	293	579-21x		
				Rapid	96	92	98	286			
15	1189	LAMOLLE Mathilde	FRA	Precision	92	97	94	283	578-16x		
				Rapid	97	99	99	295			
16	1443	LOMOVA Margarita	RUS	Precision	94	97	98	289	578-14x		
				Rapid	95	96	98	289			
17	1547	KOVALCHUK Oksana	UKR	Precision	91	96	97	284	576-17x		
				Rapid	96	99	97	292			
18	1026	STEINER Sylvia	AUT	Precision	94	95	95	284	576-17x		
				Rapid	97	98	97	292			

Rank	Bib No	Name	Nat	Stage	Series			Sub Total	Total	Remarks
					1	2	3			
19	1312	VECCARO Margherita Brigida	ITA	Precision	92	96	97	285	575-13x	
				Rapid	94	100	96	290		
20	1108	DEDOVA Anna	CZE	Precision	89	97	95	281	574-22x	
				Rapid	100	94	99	293		
21	1058	CHAIKA Viktoria	BLR	Precision	97	97	97	291	574-18x	
				Rapid	95	96	92	283		
22	1411	CASTELAO Joana	POR	Precision	98	96	97	291	573-10x	
				Rapid	93	93	96	282		
23	1546	KOSTEVYCH Olena	UKR	Precision	94	93	98	285	571-14x	
				Rapid	96	95	95	286		
24	1261	CSONKA Zsofia	HUN	Precision	98	96	93	287	570-14x	
				Rapid	95	95	93	283		
25	1219	SALUKVADZE Nino	GEO	Precision	94	94	94	282	569-14x	
				Rapid	94	98	95	287		
26	1146	FRANQUET Sonia	ESP	Precision	99	99	99	297	569-13x	
				Rapid	91	94	87	272		
27	1062	KRUCHANOK Katsiaryna	BLR	Precision	93	95	94	282	566-14x	
				Rapid	96	93	95	284		
28	1311	VARRICCHIO Maria	ITA	Precision	97	95	96	288	566-10x	
				Rapid	90	96	92	278		
29	1402	TOMALA Joanna	POL	Precision	94	89	95	278	565-16x	
				Rapid	95	97	95	287		
30	1355	BEZZINA Eleanor	MLT	Precision	96	92	94	282	565-12x	
				Rapid	90	96	97	283		
31	1331	ZDANOVA Jekaterina	LTU	Precision	93	95	92	280	564-14x	
				Rapid	96	94	94	284		
32	1330	RANKELYTE Gabriele	LTU	Precision	96	90	90	276	563-10x	
				Rapid	96	93	98	287		
33	1001	DELILAJ Manuela	ALB	Precision	95	92	97	284	557-15x	
				Rapid	95	86	92	273		
34	1481	MOMCILOVIC VELICKOVIC Bobana	SRB	Precision	93	94	98	285	555-12x	
				Rapid	85	91	94	270		
35	1038	NASIROVA Nigar	AZE	Precision	92	88	93	273	551- 8x	
				Rapid	93	92	93	278		

Summary

Number of athletes on this list: 35; Total number of athletes: 35; Total number of teams: 0

Note

Please note that there are records equally achieved by several athletes and only the first to set the record is shown.
Refer to the Records list on ISSF website: www.issf-sports.org

Legend

Bib No	Bib Number	Nat	Nation	QEGR	Qualification European Games Record
QER	Qualification European Record	QF	Qualified for Final	QWR	Qualification World Record
WC	World Cup				

BDE2ADD0

History

Release: Approved Version 1 (6/26/2019 10:32:43 AM)
Release: Preliminary Version 1 (6/26/2019 10:19:30 AM)

Version of 26 JUN 2019, 10:32

Q000000IA2506190900.1.SP.0.001.pdf

86F7

3

Page 2 of 2

European Games

FINAL RESULTS







TRAP WOMEN



Minsk
SUN 23 JUN 2019, START TIME 15:45

Records

WR	48 CARROLL Ashley	USA	5 MAR 2018	WC	Guadalajara (MEX)
ER	45 REHAK STEFECEKOVA Zuzana	SVK	6 SEP 2018	WCH	Changwon (KOR)
EGR	Not Established Yet		2019		

Rank	Bib No	Name	Nat	Targets	Total	Remarks
1	1309	STANCO Silvana	ITA		46	ER EGR
2	1307	ROSSI Jessica	ITA		44	
3	1147	GALVEZ Fatima	ESP		34	
4	1167	SALMI Marika	FIN		29	
5	1166	MAKELA-NUMMELA Satu	FIN		20	
6	1508	REHAK STEFECEKOVA Zuzana	SVK		16	

Note

Please note that there are records equally achieved by several athletes and only the first to set the record is shown.
Refer to the Records list on ISSF website: www.issf-sports.org

Legend

Bib No Bib Number Nat Nation

9DA5CAD5

History

Release: Approved Version 1 (23-Jun-19 16:39:12)

Version of 23 JUN 2019, 16:39

F0000001A2306191545.1.TR125W.0.001.pdf

86F7

9

Page 1 of 1



Records

QWR	123	MAKELA-NUMMELA Satu	FIN	18 MAR 2019	WC	Acapulco (MEX)
QER	123	MAKELA-NUMMELA Satu	FIN	18 MAR 2019	WC	Acapulco (MEX)
QEGR		Not Established Yet		2019	EG	

Rank	Bib No	Name	Nat	Rounds					Qualification		Remarks	
				1	2	3	4	5	Total	QS-off		
1	1147	GALVEZ Fatima	ESP	24	24	22	23	21	114		QEGR	QF
2	1309	STANCO Silvana	ITA	22	24	23	23	21	113			QF
3	1167	SALMI Marika	FIN	20	24	20	25	23	112			QF
4	1307	ROSSI Jessica	ITA	24	21	23	21	21	110			QF
5	1166	MAKELA-NUMMELA Satu	FIN	24	24	19	21	21	109			QF
6	1508	REHAK STEFECEKOVA Zuzana	SVK	21	24	22	18	22	107			QF
7	1181	COUZY Melanie	FRA	23	21	21	20	21	106			
8	1098	KONSTANTINIDOU Georgia	CYP	19	23	21	23	20	106			
9	1462	MACEK Jasmina	SLO	20	20	22	23	19	104			
10	1209	LING Abbey	GBR	19	22	21	19	22	103			
11	1442	KNIAZEVA Polina	RUS	22	16	23	23	19	103			
12	1240	SCHEIBL Sonja	GER	21	22	21	21	18	103			
13	1180	CORMENIER Carole	FRA	19	21	23	23	17	103			
14	1534	SARITURK Safiye	TUR	22	20	21	23	17	103			
15	1274	GORMALLY Aoife	IRL	21	19	20	18	24	102			
16	1422	DOHOTARU Adela	ROU	21	20	23	19	19	102			
17	1201	BARR Kirsty	GBR	21	21	21	19	19	101			
18	1148	MARTINEZ Beatriz	ESP	23	22	18	19	19	101			
19	1470	PERILLI Alessandra	SMR	22	24	21	22	12	101			
20	1447	SEMIANOVA Daria	RUS	15	21	24	17	23	100			
21	1509	SPOTAKOVA Jana	SVK	21	22	17	20	20	100			
22	1393	BERNAL Sandra	POL	19	20	22	19	20	100			
23	1551	OKHOTSKA Olena	UKR	23	20	21	19	16	99			
24	1237	QUOOSS Katrin	GER	19	20	20	21	18	98			
25	1414	RODRIGUES Ana Rita	POR	22	20	20	17	18	97			
26	1412	COELHO DE BARROS Maria Ines	POR	23	18	19	22	14	96			
27	1111	JANECKOVA Katerina	CZE	19	19	18	18	16	90			
28	1356	GALEA Mikaela	MLT	16	18	16	23	16	89			
29	1110	HRDLICKOVA Zina	CZE	18	18	20	10	18	84			

Summary

Number of athletes on this list: 29; Total number of athletes: 29

Legend

DE27AB91

Bib No	Bib Number	Nat	Nation	QEGR	Qualification European Games Record
QER	Qualification European Record	QF	Qualified for Final	QS-off	Qualification Shoot-off
QWR	Qualification World Record	WC	World Cup		

History

Release: Approved Version 1 (23-Jun-19 12:50:22)
Release: Preliminary Version 1 (23-Jun-19 12:46:01)

European Games FINAL RESULTS SKEET WOMEN



Minsk
THU 27 JUN 2019, START TIME 16:45

Records

WR	58 RHODE Kimberly	USA	28 APR 2018	WC	Changwon (KOR)
ER	56 BACOSI Diana	ITA	25 OCT 2017	WCF	New Delhi (IND)
EGR	Not Established Yet		2019		

Rank	Bib No	Name	Nat	Targets					Total	Remarks	
1	1297	BACOSI Diana	ITA	■■■■	■■	■■■■	■■■■	■■	■■■■	53	EGR S-off: 4
				■■■■	■■	■■■■	■■■■	■■	■■■■		
				■■■■	■■	■■■■	■■■■	■■	■■■■		
2	1175	ANASTASSIOU Lucie	FRA	■■■■	■■	■■■■	■■■■	■■	■■■■	53	EGR S-off: 3
				■■■■	■■	■■■■	■■■■	■■	■■■■		
				■■■■	■■	■■■■	■■■■	■■	■■■■		
3	1298	CAINERO Chiara	ITA	■■■■	■■	■■■■	■■■■	■■	■■■■	42	
				■■■■	■■	■■■■	■■■■	■■	■■■■		
				■■■■	■■	■■■■					
4	1448	SHAKIROVA Albina	RUS	■■■■	■■	■■■■	■■■■	■■	■■■■	33	
				■■■■	■■	■■■■	■■■■	■■	■■■■		
5	1096	ANDREOU Panagiota	CYP	■■■■	■■	■■■■	■■■■	■■	■■■■	22	
				■■■■	■■	■■■■					
6	1161	HEINONEN Marjut	FIN	■■■■	■■	■■■■	■■■■	■■	■■■■	14	

Legend

Bib No Bib Number Nat Nation

9C8E0B37

History

Release: Approved Version 1 (27-Jun-19 17:46:54)

Version of 27 JUN 2019, 17:46

F000000IA2706191645.1.SK125W.0.001.pdf

86F7

2

Page 1 of 1

European Games RESULTS SKEET WOMEN Qualification



Minsk
WED 26 JUN 2019, START TIME 09:00

Records

QWR	123 SIMONTON Samantha	USA	24 MAR 2019	WC	Acapulco (MEX)
QWR	123 ZHANG Heng	CHN	24 MAR 2019	WC	Acapulco (MEX)
QER	121 BARTEKOVA Danka	SVK	11 SEP 2018	WCH	Changwon (KOR)
QEGR	Not Established Yet		2019		

Rank	Bib No	Name	Nat	Rounds					Qualification		Remarks
				1	2	3	4	5	Total	QS-off	
1	1297	BACOSI Diana	ITA	25	24	25	23	23	120		QEGR QF
2	1175	ANASTASSIOU Lucie	FRA	24	25	20	25	22	116 +8		QF
3	1096	ANDREOU Panagiota	CYP	24	22	23	25	22	116 +7		QF
4	1448	SHAKIROVA Albina	RUS	22	23	25	21	25	116 +1		QF
5	1161	HEINONEN Marjut	FIN	24	21	22	23	25	115 +10		QF
6	1298	CAINERO Chiara	ITA	22	22	25	24	22	115 +9		QF
7	1097	ELEFTHERIOU Andri	CYP	24	22	22	24	23	115 +1		
8	1510	SYKOROVA Veronika	SVK	21	23	24	23	23	114		
9	1503	BARTEKOVA Danka	SVK	22	22	21	22	25	112		
10	1396	JARMOLINSKA Aleksandra	POL	21	22	22	23	24	112		
11	1208	HILL Amber	GBR	23	22	20	23	24	112		
12	1121	SUMOVA Barbora	CZE	24	22	20	23	22	111		
13	1119	SKALICKA Martina	CZE	21	23	23	22	22	111		
14	1035	JAFAROVA Nurlana	AZE	21	22	23	20	24	110		
15	1371	VAN DER VEEN Esmee	NED	24	21	21	22	22	110		
16	1266	PONGRATZ Bianka	HUN	24	23	20	21	21	109		
17	1533	OZPAK Nur Banu	TUR	24	22	22	20	21	109		
18	1245	WIESLHUBER Katrin	GER	20	23	20	23	22	108		
19	1521	LARSSON Victoria	SWE	23	20	24	19	22	108		
20	1423	MIKLOS Roxana-Sofia	ROU	24	22	21	19	21	107		
21	1549	MALOVICHKO Iryna	UKR	24	20	23	22	18	107		
22	1229	HAUFF Vanessa	GER	22	22	20	20	22	106		
23	1037	MEFTAKHETDINOVA Rigina	AZE	22	21	17	22	22	104		
24	1327	BOGDANOVA Alisa	LTU	18	21	22	22	21	104		
25	1380	FARSJO Malin	NOR	20	21	22	19	21	103		
26	1200	ALLEN Elena	GBR	23	20	22	17	21	103		
27	1176	BATTAULT Noemie	FRA	21	22	22	23	15	103		
28	1401	SZAMREJ Natalia	POL	18	23	19	19	23	102		

Summary

Number of athletes on this list: 28; Total number of athletes: 28

Legend

387122D6

Bib No	Bib Number	Nat	Nation	QEGR	Qualification European Games Record
QER	Qualification European Record	QF	Qualified for Final	QS-off	Qualification Shoot-off
QWR	Qualification World Record	WC	World Cup	WCH	World Championships

History

Release: Approved Version 1 (27-Jun-19 15:42:19)
 Release: Preliminary Version 2 (27-Jun-19 15:32:30)
 Release: Preliminary Version 1 (27-Jun-19 13:28:27)

Version of 27 JUN 2019, 15:42

Q000000IA2606190900.1.SK125W.0.001.pdf

86 2
F7

Page 1 of 1



RESULT

10m AIR RIFLE MIXED TEAM FINAL

SAT 22 JUN 2019, START TIME 14:45

Gold Medal Match

Rank	Name	QF1	QF2	MM	Remarks
1	RUS1 - Russian Federation 1 KARIMOVA Yulia KAMENSKIY Sergey	625.6	417.8	16	Gold
2	RUS2 - Russian Federation 2 GALASHINA Anastasiia MASLENNIKOV Vladimir	629.9	417.8	12	Silver

Bronze Medal Match

Rank	Name	QF1	QF2	MM	Remarks
3	CZE1 - Czech Republic 1 BRABCOVA Aneta NEPEJCHAL Filip	627.1	415.0	17	Bronze
4	NOR1 - Norway 1 DUESTAD Jeanette Hegg LARSEN Henrik	626.0	416.1	11	



Place 5 to 8

Rank	Name	QF1	QF2	MM	Remarks
5	NED - Netherlands MULDER Mandy HELLENBRAND Peter	627.0	414.4		
6	CRO1 - Croatia 1 PEJCIC Snjezana GORSKA Petar	625.4	414.2		
7	ITA1 - Italy 1 ZUBLASING Petra BACCI Lorenzo	624.6	411.3		
8	DEN1 - Denmark 1 NIELSEN Anna HANSEN Mikkel Damholt	624.2	409.4		



SAT 22 JUN 2019
START TIME 13:25

TEAM

Rank	Bib No	Name	Series		Total	Remarks
			1	2		
1		RUS2 - Russian Federation 2	208.0	209.8	417.8	QG
	1436	GALASHINA Anastasiia	104.3	104.4	208.7	
	1444	MASLENNIKOV Vladimir	103.7	105.4	209.1	
2		RUS1 - Russian Federation 1	209.4	208.4	417.8	QG
	1440	KARIMOVA Yulia	103.9	103.7	207.6	
	1439	KAMENSKIY Sergey	105.5	104.7	210.2	
3		NOR1 - Norway 1	208.1	208.0	416.1	QB
	1378	DUESTAD Jeanette Hegg	103.8	104.3	208.1	
	1381	LARSEN Henrik	104.3	103.7	208.0	
4		CZE1 - Czech Republic 1	207.0	208.0	415.0	QB
	1106	BRABCOVA Aneta	102.9	103.6	206.5	
	1115	NEPEJCHAL Filip	104.1	104.4	208.5	
5		NED - Netherlands	206.7	207.7	414.4	
	1370	MULDER Mandy	102.5	104.2	206.7	
	1369	HELLENBRAND Peter	104.2	103.5	207.7	
6		CRO1 - Croatia 1	205.3	208.9	414.2	
	1087	PEJCIC Snjezana	103.2	105.0	208.2	
	1085	GORSA Petar	102.1	103.9	206.0	
7		ITA1 - Italy 1	206.4	204.9	411.3	
	1314	ZUBLASING Petra	103.8	101.5	205.3	
	1296	BACCI Lorenzo	102.6	103.4	206.0	
8		DEN1 - Denmark 1	203.6	205.8	409.4	
	1133	NIELSEN Anna	103.9	103.7	207.6	
	1129	HANSEN Mikkel Damholt	99.7	102.1	201.8	



SAT 22 JUN 2019
START TIME 11:30

TEAM

REVISED

Records

Records Team

Rank	Bib No	Name	Series			Total	Remarks	
			1	2	3			
1		RUS2 - Russian Federation 2	208.6	210.5	210.8	629.9	EGR	QF
	1436	GALASHINA Anastasia	105.0	105.6	105.7	316.3		
	1444	MASLENNIKOV Vladimir	103.6	104.9	105.1	313.6		
2		CZE1 - Czech Republic 1	210.0	208.8	208.3	627.1		QF
	1106	BRABCOVA Aneta	104.8	103.8	103.9	312.5		
	1115	NEPEJCHAL Filip	105.2	105.0	104.4	314.6		
3		NED - Netherlands	209.6	209.1	208.3	627.0		QF
	1370	MULDER Mandy	104.7	103.8	103.5	312.0		
	1369	HELLENBRAND Peter	104.9	105.3	104.8	315.0		
4		NOR1 - Norway 1	209.1	209.4	207.5	626.0		QF
	1378	DUESTAD Jeanette Hegg	104.2	105.2	104.8	314.2		
	1381	LARSEN Henrik	104.9	104.2	102.7	311.8		
5		RUS1 - Russian Federation 1	207.6	208.3	209.7	625.6		QF
	1440	KARIMOVA Yulia	105.2	104.4	105.1	314.7		
	1439	KAMENSKIY Sergey	102.4	103.9	104.6	310.9		
6		CRO1 - Croatia 1	207.1	209.3	209.0	625.4		QF
	1087	PEJCIC Snjezana	101.6	104.4	105.1	311.1		
	1085	GORSA Petar	105.5	104.9	103.9	314.3		
7		ITA1 - Italy 1	208.2	207.7	208.7	624.6		QF
	1314	ZUBLASING Petra	103.9	103.8	105.7	313.4		
	1296	BACCI Lorenzo	104.3	103.9	103.0	311.2		
8		DEN1 - Denmark 1	207.6	209.8	206.8	624.2		QF
	1133	NIELSEN Anna	103.1	105.9	103.8	312.8		
	1129	HANSEN Mikkel Damholt	104.5	103.9	103.0	311.4		

Rank	Bib No	Name	Series			Total	Remarks
			1	2	3		
9		ISR - Israel	207.0	206.5	210.4	623.9	
	1288	ENGLER Tal	102.9	102.3	104.7	309.9	
	1289	RICHTER Sergey	104.1	104.2	105.7	314.0	
10		SWE - Sweden	209.1	206.0	208.7	623.8	
	1519	JOHANSSON Lotten	104.2	102.5	105.1	311.8	
	1522	MADSEN Marcus	104.9	103.5	103.6	312.0	
11		SRB2 - Serbia 2	207.5	207.9	208.4	623.8	
	1476	ARSOVIC Andrea	104.7	103.9	104.5	313.1	
	1484	STEFANOVIC Milutin	102.8	104.0	103.9	310.7	
12		GER1 - Germany 1	208.3	207.6	207.7	623.6	
	1241	SIMON Julia Anita	103.3	103.2	104.5	311.0	
	1231	JUSTUS Julian	105.0	104.4	103.2	312.6	
13		BLR2 - Belarus 2	208.4	206.4	207.6	622.4	
	1064	MARTYNOVA Maria	105.9	106.2	103.7	315.8	
	1059	CHARHEIKA Illia	102.5	100.2	103.9	306.6	
14		CRO2 - Croatia 2	203.1	209.1	210.0	622.2	
	1089	ZELJKOVIC Marta	101.6	104.0	104.1	309.7	
	1086	MARICIC Miran	101.5	105.1	105.9	312.5	
15		AUT2 - Austria 2	206.5	207.5	208.2	622.2	
	1023	PEER Franziska	103.1	103.8	105.4	312.3	
	1027	STREMPFL Martin	103.4	103.7	102.8	309.9	
16		GER2 - Germany 2	206.9	207.1	207.9	621.9	
	1225	BEER Jolyn	103.0	103.6	105.0	311.6	
	1226	DALLINGER Maximilian	103.9	103.5	102.9	310.3	
17		UKR2 - Ukraine 2	208.3	205.9	207.4	621.6	
	1542	ILINA Anna	103.7	102.8	103.4	309.9	
	1555	TSARKOV Oleh	104.6	103.1	104.0	311.7	
18		POL - Poland	206.5	209.2	205.8	621.5	
	1397	KOMOROWSKA Katarzyna	103.2	104.2	101.4	308.8	
	1392	BARTNIK Tomasz	103.3	105.0	104.4	312.7	
19		FRA - France	203.9	208.0	209.3	621.2	
	1177	BAUDOIN Brian	101.8	104.0	104.9	310.7	
	1179	BORDET Jade	102.1	104.0	104.4	310.5	

Rank	Bib No	Name	Series			Total	Remarks
			1	2	3		
20		HUN - Hungary	207.3	207.1	206.8	621.2	
	1263	HORVATH Lea	103.0	102.6	103.8	309.4	
	1267	SIDI Peter	104.3	104.5	103.0	311.8	
21		NOR2 - Norway 2	209.0	205.5	206.6	621.1	
	1383	NORDHAGEN Vegard	105.1	103.4	103.6	312.1	
	1384	STENE Jenny	103.9	102.1	103.0	309.0	
22		UKR1 - Ukraine 1	208.3	206.4	205.5	620.2	
	1543	KALNYSH Natallia	103.7	103.4	101.0	308.1	
	1548	KULISH Serhiy	104.6	103.0	104.5	312.1	
23		ARM - Armenia	206.2	208.0	205.8	620.0	
	1015	POGHOSYAN Alla	102.9	104.9	104.3	312.1	
	1014	BABAYAN Hrachik	103.3	103.1	101.5	307.9	
24		ITA2 - Italy 2	206.3	206.7	206.6	619.6	
	1313	ZIVIANI Martina	103.1	103.9	103.7	310.7	
	1295	ARMIRAGLIO Riccardo	103.2	102.8	102.9	308.9	
25		SUI2 - Switzerland 2	204.9	206.7	207.6	619.2	
	1492	CHRISTEN Nina	102.9	102.7	104.3	309.9	
	1495	DUERR Christoph	102.0	104.0	103.3	309.3	
26		ROU - Romania	207.2	206.8	205.1	619.1	
	1421	COMAN Laura-Georgeta	104.2	103.6	102.8	310.6	
	1424	MOLDOVEANU Alin George	103.0	103.2	102.3	308.5	
27		FIN - Finland	205.6	205.6	207.1	618.3	
	1162	HYRKAS Emmi	101.3	100.9	101.9	304.1	
	1165	KURKI Juho	104.3	104.7	105.2	314.2	
28		BLR1 - Belarus 1	205.6	206.0	206.5	618.1	
	1065	SHCHERBATSEVICH Sviatlana	101.1	102.9	103.4	307.4	
	1057	BUBNOVICH Vitali	104.5	103.1	103.1	310.7	
29		SRB1 - Serbia 1	205.9	204.8	206.4	617.1	
	1479	MALIC Marija	103.1	100.2	104.5	307.8	
	1483	SEBIC Milenko	102.8	104.6	101.9	309.3	
30		CZE2 - Czech Republic 2	204.6	205.9	206.3	616.8	
	1114	MAZUROVA Nikola	102.0	104.9	103.3	310.2	
	1117	NYMBURSKY Petr	102.6	101.0	103.0	306.6	

Rank	Bib No	Name	Series			Total	Remarks
			1	2	3		
31		AUT1 - Austria 1	206.3	204.7	205.1	616.1	
	1022	HOFMANN Olivia	102.4	101.4	102.2	306.0	
	1024	PICKL Bernhard	103.9	103.3	102.9	310.1	
32		DEN2 - Denmark 2	206.6	203.4	205.9	615.9	
	1130	IBSEN Rikke Maeng	103.8	101.7	102.6	308.1	
	1135	OLSEN Steffen	102.8	101.7	103.3	307.8	
33		SUI1 - Switzerland 1	204.1	205.5	205.7	615.3	
	1497	LUSTENBERGER Petra	100.5	103.7	102.5	306.7	
	1496	LOCHBIHLER Jan	103.6	101.8	103.2	308.6	

Summary

Number of athletes on this list: 66; Total number of athletes: 66; Total number of teams: 33

Legend

Bib No Bib Number EGR European Games Record QWR Qualification World Record

FB6E9EFC

History

Release: Approved Version 2 (6/22/2019 2:09:27 PM)
 Release: Approved Version 1 (6/22/2019 1:17:30 PM)
 Release: Preliminary Version 2 (6/22/2019 1:14:43 PM)
 Release: Preliminary Version 1 (6/22/2019 12:57:04 PM)



RESULT

10m AIR PISTOL MIXED TEAM

SAT 22 JUN 2019, START TIME 11:45

Gold Medal Match

Rank	Name	QF1	QF2	MM	Remarks
1	RUS1 – Russia 1 BATSARASHKINA Vitalina CHERNOUSOV Artem	580-24x	389-14x	17	Gold
2	SRB2 – Serbia 2 ARUNOVIC Zorana MIKEC Damir	576-16x	385-10x	9	Silver

Bronze Medal Match

Rank	Name	QF1	QF2	MM	Remarks
3	GER1 – Germany 1 REITZ Sandra REITZ Christian	573-17x	382-10x	16	Bronze
4	BLR2 – Belarus 2 CHAIKA Victoria KURDZI Abdul-Aziz	574-17x	379-9x	8	



Place 5 to 8

Rank	Name	QF1	QF2	MM	Remarks
5	GEO1 – Georgia 1 MACHAVARIANI Tsofne SALUKVADZE Nino	572-16x	377-10x		
6	UKR1 - Ukraine 1 KOROSTYLOV Pavlo KONARIEVA Polina	574-13x	377-9x		
7	BUL - Bulgaria GROZDEVA Maria DONKOV Samuil	581-23x	375-7x		
8	FRA2 - France 2 PERIE Mathieu GOBERVILLE Sandrine	575-22x	373-10x		



SAT 22 JUN 2019
START TIME 10:25

TEAM

Rank	Bib No	Name	Series		Total	Remarks
			1	2		
1		RUS1 - Russian Federation 1	194	195	389-14x	QG
	1435	CHERNOUSOV Artem	100	99	199-10x	
	1434	BATSARASHKINA Vitalina	94	96	190- 4x	
2		SRB2 - Serbia 2	198	187	385-10x	QG
	1480	MIKEC Damir	99	94	193- 6x	
	1477	ARUNOVIC Zorana	99	93	192- 4x	
3		GER1 - Germany 1	192	190	382-10x	QB
	1238	REITZ Christian	99	95	194- 5x	
	1239	REITZ Sandra	93	95	188- 5x	
4		BLR2 - Belarus 2	190	189	379- 9x	QB
	1063	KURDZI Abdul-Aziz	97	96	193- 5x	
	1058	CHAIKA Viktoria	93	93	186- 4x	
5		GEO1 - Georgia 1	186	191	377-10x	
	1218	MACHAVARIANI Tsothe	94	95	189- 6x	
	1219	SALUKVADZE Nino	92	96	188- 4x	
6		UKR1 - Ukraine 1	187	190	377- 9x	
	1545	KOROSTYLOV Pavlo	95	96	191- 7x	
	1544	KONARIEVA Polina	92	94	186- 2x	
7		BUL - Bulgaria	186	189	375- 7x	
	1075	GROZDEVA Maria	94	96	190- 5x	
	1074	DONKOV Samuil	92	93	185- 2x	
8		FRA2 - France 2	188	185	373-10x	
	1195	PERIE Mathieu	95	97	192- 7x	
	1187	GOBERVILLE Sandrine	93	88	181- 3x	



SAT 22 JUN 2019
START TIME 08:30

TEAM

Records Team

Rank	Bib No	Name	Series			Total	Remarks	
			1	2	3			
1		BUL - Bulgaria	196	193	192	581-23x	EGR EGR	QF
	1074	DONKOV Samuil	100	99	97	296-15x		
	1075	GROZDEVA Maria	96	94	95	285- 8x		
2		RUS1 - Russian Federation 1	194	191	195	580-24x		QF
	1435	CHERNOUSOV Artem	98	97	98	293-14x		
	1434	BATSARASHKINA Vitalina	96	94	97	287-10x		
3		SRB2 - Serbia 2	194	193	189	576-16x		QF
	1480	MIKEC Damir	98	98	95	291-10x		
	1477	ARUNOVIC Zorana	96	95	94	285- 6x		
4		FRA2 - France 2	191	192	192	575-22x		QF
	1195	PERIE Mathieu	95	96	97	288-12x		
	1187	GOBERVILLE Sandrine	96	96	95	287-10x		
5		BLR2 - Belarus 2	193	192	189	574-17x		QF
	1058	CHAIKA Viktoria	98	98	93	289- 7x		
	1063	KURDZI Abdul-Aziz	95	94	96	285-10x		
6		UKR1 - Ukraine 1	192	190	192	574-13x		QF
	1545	KOROSTYLOV Pavlo	96	98	97	291- 7x		
	1544	KONARIEVA Polina	96	92	95	283- 6x		
7		GER1 - Germany 1	192	191	190	573-17x		QF
	1238	REITZ Christian	96	95	99	290-11x		
	1239	REITZ Sandra	96	96	91	283- 6x		
8		GEO1 - Georgia 1	191	191	190	572-16x		QF
	1219	SALUKVADZE Nino	96	96	96	288-10x		
	1218	MACHAVARIANI Tsotne	95	95	94	284- 6x		
9		FRA1 - France 1	188	190	194	572-15x		
	1186	GOBERVILLE Celine	95	95	98	288- 9x		
	1185	FOUQUET Florian	93	95	96	284- 6x		

Rank	Bib No	Name	Series			Total	Remarks
			1	2	3		
10		UKR2 - Ukraine 2	191	191	190	572-12x	
	1546	KOSTEVYCH Olena	97	95	95	287- 6x	
	1552	OMELCHUK Oleh	94	96	95	285- 6x	
11		LAT - Latvia	195	189	186	570-15x	
	1321	STRAUTMANIS Lauris	98	96	95	289- 9x	
	1320	RASMANE Agate	97	93	91	281- 6x	
12		POL2 - Poland 2	185	190	194	569-16x	
	1391	BARTKOW KWIATKOWSKA Beata	93	95	97	285- 9x	
	1399	MILIWEK Oskar	92	95	97	284- 7x	
13		SVK - Slovakia	186	192	191	569-16x	
	1511	TUZINSKY Juraj	92	96	98	286- 8x	
	1506	MARSALKOVA Martina	94	96	93	283- 8x	
14		GRE - Greece	187	189	192	568-15x	
	1252	KORAKAKI Anna	97	97	97	291-10x	
	1253	KORAKAKIS Dionysios	90	92	95	277- 5x	
15		SUI - Switzerland	186	188	194	568-12x	
	1494	DIETHELM GERBER Heidi	95	93	97	285- 9x	
	1493	DEMIERRE Steve	91	95	97	283- 3x	
16		RUS2 - Russian Federation 2	191	188	189	568-12x	
	1433	ARISTARKHOV Anton	97	93	95	285- 5x	
	1445	MEDVEDEVA Svetlana	94	95	94	283- 7x	
17		POL1 - Poland 1	188	192	187	567-12x	
	1394	BRES Klaudia	96	96	95	287- 6x	
	1404	WOJTYNA Szymon	92	96	92	280- 6x	
18		SRB1 - Serbia 1	184	192	191	567- 7x	
	1481	MOMCILOVIC VELICKOVIC Bobana	93	97	95	285- 4x	
	1478	GRGIC Dimitrije	91	95	96	282- 3x	
19		AZE - Azerbaijan	190	185	191	566-15x	
	1036	LUNEV Ruslan	95	96	99	290-10x	
	1038	NASIROVA Nigar	95	89	92	276- 5x	
20		CZE - Czech Republic	191	188	187	566-13x	
	1109	DUBOVY Jindrich	98	94	96	288- 7x	
	1108	DEDOVA Anna	93	94	91	278- 6x	

Rank	Bib No	Name	Series			Total	Remarks
			1	2	3		
21		ITA1 - Italy 1	186	187	191	564-16x	
	1301	GIORDANO Giuseppe	95	94	96	285- 6x	
	1312	VECCARO Margherita Brigida	91	93	95	279-10x	
22		GER2 - Germany 2	189	188	187	564-11x	
	1244	VENTA Kevin	94	93	95	282- 7x	
	1230	HOCHMUTH Julia	95	95	92	282- 4x	
23		POR - Portugal	190	188	186	564-11x	
	1413	COSTA Joao	96	96	93	285- 7x	
	1411	CASTELAO Joana	94	92	93	279- 4x	
24		AUT - Austria	186	187	190	563-12x	
	1026	STEINER Sylvia	96	93	96	285- 6x	
	1021	HAVLICEK Thomas	90	94	94	278- 6x	
25		ITA2 - Italy 2	190	188	185	563-11x	
	1311	VARRICCHIO Maria	93	93	92	278- 6x	
	1304	MONNA Paolo	97	95	93	285- 5x	
26		BLR1 - Belarus 1	182	186	186	554-10x	
	1067	ZAICHYK Yauheni	93	94	94	281- 4x	
	1062	KRUCHANOK Katsiaryna	89	92	92	273- 6x	
27		ALB - Albania	184	186	184	554-10x	
	1001	DELILAJ Manuela	93	91	93	277- 5x	
	1002	RRUFA Henri	91	95	91	277- 5x	

Summary

Number of athletes on this list: 54; Total number of athletes: 54; Total number of teams: 27

Legend

508AE81F

Bib No Bib Number EGR European Games Record

History

Release: Approved Version 1 (6/22/2019 10:12:41 AM)
Release: Preliminary Version 1 (6/22/2019 9:55:01 AM)



RESULT

50m MIXED TEAM RIFLE PRONE EVENT

MON 25 JUN 2019, START TIME 12:00

Gold Medal Match

Rank	Name	QF	SF	FINALS	SO	Remarks
1	SUI1 - Switzerland 1 CHRISTEN Nina LOCHBIHLER Jan	413.1	203.9	205.8 / 208.4 / 209.5		Gold
2	AUT1 - Austria 1 PEER Franziska PICKL Bernhard	412.5	204.1	208.1 / 208.3 / 206.6	20.6	Silver

Bronze Medal Match

Rank	Name	QF	SF	FINALS	SO	Remarks
3	RUS1 – Russian Federation 1 KHOROSHEVA Polina GRIGORIAN Kirill	415.5	207.5	206.8 / 208.3	19.8	Bronze
4	GER1 - Germany 1 STRAUB Isabella DALLINGER Maximilian	414.6	205.3	204.8		



Place 5 to 8

Rank	Name	QF	SF	FINALS	Remarks
5	SUI2 - Switzerland 2 LUSTENBERGER Petra DUERR Christoph	412.7	202.5		
6	BLR1 - Belarus 1 MARTYNOVA Maria SHCHERBATSEVICH Yury	412.1	201.8		
7	UKR2 - Ukraine 2 KALNYSH Natallia TSARKOV Oleh	412.1	202.8		
8	GER2 - Germany 2 GSCHWANDTNER Selina LINK Andre	412.0	200.6		

European Games
RESULTS
50m TEAM EVENT MIXED RIFLE PRONE SEMIFINAL
Semifinal



Minsk
TUE 25 JUN 2019, START TIME 11:00

TUE 25 JUN 2019
START TIME 11:00

Semifinal

Name	Nat	Total	Remarks
Pair 1			
RUSSIAN FED. 1 KHOROSHEVA GRIGORIAN	RUS	207.5	QF
GERMANY 2 GSCHWANDTNER LINK	GER	200.6	
Pair 2			
GERMANY 1 STRAUB DALLINGER	GER	205.3	QF
UKRAINE 2 KALNYSH TSARKOV	UKR	202.8	
Pair 3			
SWITZERLAND 1 CHRISTEN LOCHBIHLER	SUI	203.9	QF
BELARUS 1 MARTYNOVA SHCHERBATSEVICH	BLR	201.8	
Pair 4			
SWITZERLAND 2 LUSTENBERGER DUERR	SUI	202.5	
AUSTRIA 1 PEER PICKL	AUT	204.1	QF

Legend

D3DB99FD

Nat Nation QF Qualified for Final

History

Release: Approved Version 1 (6/25/2019 11:14:52 AM)
Release: Preliminary Version 1 (6/25/2019 11:04:03 AM)

Version of 25 JUN 2019, 11:14

K200000IA2506191100.1.TEMRPP2.0.001.pdf

86F7

13

Page 1 of 1


 TUE 25 JUN 2019
 START TIME 09:00

TEAM

REVISED

Rank	Bib No	Name	Series		Total	Remarks
			1	2		
1		RUS1 - Russian Federation 1	208.0	207.5	415.5	QEGR
	1441	KHOROSHEVA Polina	103.3	103.8	207.1	
	1437	GRIGORIAN Kirill	104.7	103.7	208.4	
2		GER1 - Germany 1	205.7	208.9	414.6	QF
	1242	STRAUB Isabella	101.4	104.8	206.2	
	1226	DALLINGER Maximilian	104.3	104.1	208.4	
3		SUI1 - Switzerland 1	207.1	206.0	413.1	QF
	1492	CHRISTEN Nina	103.6	102.3	205.9	
	1496	LOCHBIHLER Jan	103.5	103.7	207.2	
4		SUI2 - Switzerland 2	205.0	207.7	412.7	QF
	1497	LUSTENBERGER Petra	102.0	102.4	204.4	
	1495	DUERR Christoph	103.0	105.3	208.3	
5		AUT1 - Austria 1	208.6	203.9	412.5	QF
	1023	PEER Franziska	104.3	103.3	207.6	
	1024	PICKL Bernhard	104.3	100.6	204.9	
6		BLR1 - Belarus 1	205.9	206.2	412.1	QF
	1064	MARTYNOVA Maria	102.6	103.8	206.4	
	1066	SHCHERBATSEVICH Yury	103.3	102.4	205.7	
7		UKR2 - Ukraine 2	206.8	205.3	412.1	QF
	1543	KALNYSH Natallia	104.1	101.7	205.8	
	1555	TSARKOV Oleh	102.7	103.6	206.3	
8		GER2 - Germany 2	206.8	205.2	412.0	QF
	1228	GSCHWANDTNER Selina	103.3	104.3	207.6	
	1234	LINK Andre	103.5	100.9	204.4	
9		POL - Poland	207.9	204.1	412.0	
	1400	NAGAY Agnieszka	103.7	101.7	205.4	
	1392	BARTNIK Tomasz	104.2	102.4	206.6	

Rank	Bib No	Name	Series		Total	Remarks
			1	2		
10		ITA - Italy	205.2	206.7	411.9	
	1308	SENA Sabrina	102.2	103.6	205.8	
	1296	BACCI Lorenzo	103.0	103.1	206.1	
11		NOR2 - Norway 2	205.4	206.4	411.8	
	1382	LUND Katrine	103.0	102.7	205.7	
	1377	CLAUSSEN Simon	102.4	103.7	206.1	
12		NOR1 - Norway 1	206.6	205.2	411.8	
	1378	DUESTAD Jeanette Hegg	103.5	102.6	206.1	
	1381	LARSEN Henrik	103.1	102.6	205.7	
13		UKR1 - Ukraine 1	207.1	204.4	411.5	
	1542	ILINA Anna	103.9	102.8	206.7	
	1548	KULISH Serhiy	103.2	101.6	204.8	
14		CRO - Croatia	205.1	206.0	411.1	
	1087	PEJICIC Snjezana	102.8	103.1	205.9	
	1085	GORSA Petar	102.3	102.9	205.2	
15		FIN - Finland	204.1	206.9	411.0	
	1162	HYRKAS Emmi	101.1	103.0	204.1	
	1165	KURKI Juho	103.0	103.9	206.9	
16		AUT2 - Austria 2	205.5	205.4	410.9	
	1022	HOFMANN Olivia	101.9	102.3	204.2	
	1025	SCHMIRL Alexander	103.6	103.1	206.7	
17		BLR2 - Belarus 2	203.0	207.1	410.1	
	1065	SHCHERBATSEVICH Sviatlana	100.8	104.3	205.1	
	1057	BUBNOVICH Vitali	102.2	102.8	205.0	
18		DEN2 - Denmark 2	206.2	203.8	410.0	
	1134	NIELSEN Stine	102.2	102.0	204.2	
	1131	JAKOBSEN Esben	104.0	101.8	205.8	
19		RUS2 - Russian Federation 2	204.1	204.8	408.9	
	1452	ZYKOVA Yulia	102.2	101.5	203.7	
	1439	KAMENSKIY Sergey	101.9	103.3	205.2	
20		DEN1 - Denmark 1	206.0	202.7	408.7	
	1130	IBSEN Rikke Maeng	103.0	101.4	204.4	
	1135	OLSEN Steffen	103.0	101.3	204.3	

Rank	Bib No	Name	Series		Total	Remarks
			1	2		
21		SLO - Slovenia	204.5	204.1	408.6	
	1459	DVORSAK Ziva	100.8	100.4	201.2	
	1458	DEBEVEC Rajmond	103.7	103.7	207.4	
22		HUN - Hungary	204.5	202.3	406.8	
	1263	HORVATH Lea	103.0	101.4	204.4	
	1265	PENI Istvan	101.5	100.9	202.4	
23		CZE1 - Czech Republic 1	201.7	203.7	405.4	
	1114	MAZUROVA Nikola	100.7	100.6	201.3	
	1115	NEPEJCHAL Filip	101.0	103.1	204.1	
24		SWE - Sweden	202.7	202.0	404.7	
	1519	JOHANSSON Lotten	102.7	100.9	203.6	
	1522	MADSEN Marcus	100.0	101.1	201.1	
25		CZE2 - Czech Republic 2	206.4		403.2	
	1106	BRABCOVA Aneta	102.4	<u>93.3</u>	195.7	DNF
	1117	NYMBURSKY Petr	104.0	103.5	207.5	
		FRA - France				DNS
	1179	BORDET Jade				DNS
	1177	BAUDOUIN Brian				DNS

Summary

Number of athletes on this list: 52; Total number of athletes: 52; Total number of teams: 26

Legend

B155F489

Bib No **Bib Number** **DNF** **Did Not Finish** **DNS** **Did Not Start**

History

Release: Approved Version 2 (6/25/2019 11:33:36 AM)
Release: Approved Version 1 (6/25/2019 10:28:18 AM)
Release: Preliminary Version 1 (6/25/2019 10:13:04 AM)

Version of 25 JUN 2019, 11:33

Q200000TA2506190900.1.TEMRPP1.0.002.pdf

86F7

12

Page 3 of 3



RESULT

25m STANDARD PISTOL MIXED TEAM

SAT 28 JUN 2019, START TIME 17:30

Gold Medal Match

Rank	Name	QF1	QF2	MM	Remarks
1	GER2 - Germany 2 GEIS Oliver VENNEKAMP Doreen	564-14x	385.6	193.7 / 187.6 / 199.5	Gold
	GER1 - Germany 1 REITZ Christian KARSCH Monika	566-11x	384.3	195.1 / 192.7 / 192.5	
2					Silver

Bronze Medal Match

Rank	Name	QF1	QF2	MM	Remarks
3	UKR1 - Ukraine 1 KOROSTYLOV Pavlo KOSTEVYCH Olena	550-7x	384.7	180.0 / 187.3	Bronze
4	CZE - Czech Republic DEDOVA Anna STRNAD Martin	554-12x	383.6	177.2	



Place 5 to 8

Rank	Name	QF1	QF2	MM	Remarks
5	POL2 - Poland 2 DANILUK Piotr BRES Klaudia	555-12x	384.3		
6	BUL1 - Bulgaria 1 GROZDEVA Maria DONKOV Samuil	554-10x	382.9		
7	AUT – Austria STEINER Sylvia HAVLICEK Thomas	549-9x	376.6		
8	RUS2 - Russian Federation 2 MEDVEDEVA Svetlana SUKHANOV Nikita	549-7x	379.5		


 FRI 28 JUN 2019
 START TIME 15:00

Semi Final

Name	Nat	Total	Remarks
Pair 1			
RUSSIAN FED. 2 MEDVEDEVA SUKHANOV	RUS	379.5	
GERMANY 1 KARSCH / REITZ	GER	384.3	QF
Pair 2			
AUSTRIA STEINER HAVLICEK	AUT	376.6	
GERMANY 2 VENNEKAMP / GEIS	GER	385.6	QF
Pair 3			
UKRAINE 1 KOSTEVYCH / KOROSTYLOV	UKR	384.7	QF
POLAND 2 BRES / DANILUK	POL	384.3	
Pair 4			
BULGARIA 1 GROZDEVA DONKOV	BUL	382.9	
CZECH REP. DEDOVA STRNAD	CZE	383.6	QF

Legend

A9EB1C48

Nat	Nation	QF	Qualified for Final
------------	---------------	-----------	----------------------------

History

 Release: Approved Version 1 (6/28/2019 3:22:08 PM)
 Release: Preliminary Version 1 (6/28/2019 3:11:51 PM)

Version of 28 JUN 2019, 15:22

K200000IA2806191500.1.TEMSP2.0.001.pdf

86F7

18

Page 1 of 1


 FRI 28 JUN 2019
 START TIME 13:00

TEAM

Rank	Bib No	Name	Series			Total	Remarks	
			1	2	3			
1	GER1		196	187	183	566-11x	QEGR	QF
	1238	REITZ Christian	99	97	94	290- 5x		
	1232	KARSCH Monika	97	90	89	276- 6x		
2	GER2		190	186	188	564-14x		QF
	1227	GEIS Oliver	93	93	96	282- 7x		
	1243	VENNEKAMP Doreen	97	93	92	282- 7x		
3	POL2		192	182	181	555-12x		QF
	1395	DANILUK Piotr	95	96	90	281- 7x		
	1394	BRES Klaudia	97	86	91	274- 5x		
4	CZE - Czech Republic		187	186	181	554-12x		QF
	1108	DEDOVA Anna	94	94	90	278- 6x		
	1120	STRNAD Martin	93	92	91	276- 6x		
5	BUL1		189	184	181	554-10x		QF
	1075	GROZDEVA Maria	96	94	89	279- 5x		
	1074	DONKOV Samuil	93	90	92	275- 5x		
6	UKR1		184	189	177	550- 7x		QF
	1545	KOROSTYLOV Pavlo	93	96	90	279- 6x		
	1546	KOSTEVYCH Olena	91	93	87	271- 1x		
7	AUT - Austria		186	180	183	549- 9x		QF
	1026	STEINER Sylvia	95	93	92	280- 3x		
	1021	HAVLICEK Thomas	91	87	91	269- 6x		
8	RUS2		188	181	180	549- 7x		QF
	1445	MEDVEDEVA Svetlana	95	91	91	277- 4x		
	1450	SUKHANOV Nikita	93	90	89	272- 3x		
9	BUL2		182	187	179	548-13x		
	1073	BONEVA Antoaneta	94	95	88	277- 7x		
	1076	PUSHKOV Stoyan	88	92	91	271- 6x		

Rank	Bib No	Name	Series			Total	Remarks
			1	2	3		
10		UKR2	189	177	179	545-10x	
	1553	PETRIV Oleksandr	94	93	92	279- 5x	
	1547	KOVALCHUK Oksana	95	84	87	266- 5x	
11		RUS1	191	184	170	545- 9x	
	1435	CHERNOUSOV Artem	95	93	88	276- 5x	
	1443	LOMOVA Margarita	96	91	82	269- 4x	
12		POL1	188	174	179	541- 7x	
	1399	MILIWEK Oskar	94	91	87	272- 4x	
	1402	TOMALA Joanna	94	83	92	269- 3x	
13		POR - Portugal	187	183	169	539-11x	
	1413	COSTA Joao	95	92	90	277- 7x	
	1411	CASTELAO Joana	92	91	79	262- 4x	
14		AZE - Azerbaijan	184	186	167	537-13x	
	1036	LUNEV Ruslan	95	93	88	276-10x	
	1038	NASIROVA Nigar	89	93	79	261- 3x	
15		LAT - Latvia	190	176	171	537- 7x	
	1321	STRAUTMANIS Lauris	94	93	84	271- 2x	
	1320	RASMANE Agate	96	83	87	266- 5x	
16		BLR1	188	173	174	535- 5x	
	1058	CHAIKA Viktoria	93	90	85	268- 1x	
	1063	KURDZI Abdul-Aziz	95	83	89	267- 4x	
17		BLR2	187	176	159	522- 4x	
	1067	ZAICHYK Yauheni	94	92	84	270- 3x	
	1062	KRUCHANOK Katsiaryna	93	84	75	252- 1x	
		GRE - Greece					DNS
	1252	KORAKAKI Anna					DNS
	1253	KORAKAKIS Dionysios					DNS

Summary

Number of athletes on this list: 36; Total number of athletes: 36; Total number of teams: 18

Legend

B5D547A7

Bib No Bib Number DNS Did Not Start

History

Release: Approved Version 1 (6/28/2019 2:26:29 PM)
Release: Preliminary Version 1 (6/28/2019 2:09:29 PM)

Version of 28 JUN 2019, 14:39

Q200000TA2806191300.1.TEMSP1.0.001.pdf

86F7

17

Page 2 of 2



RESULT

50m MIXED TEAM PISTOL EVENT

MON 24 JUN 2019, START TIME 11:20

Gold Medal Match

Rank	Name	QF	SF	FINALS	Remarks
1	RUS1 – Russia 1 LOMOVA Margarita CHERNOUSOV Artem	370-10x	178-0x	97.3 / 89.6 / 94.0	Gold
2	LAT – Latvia RASMANE Agate STRAUTMANIS Lauris	357-2x	171-0x	92.4 / 88.2 / 81.3	Silver

Bronze Medal Match

Rank	Name	QF	SF	FINALS	Remarks
3	GEO – Georgia SALUKVADZE Nino MACHAVARIANI Tsotne	364-5x	172-1x	87.7 / 87.7	Bronze
4	BLR2 – Belarus 2 KRUCHANOK Katsiaryna ZAICHYK Yauheni	347-4x	178-2x	84.6	



Place 5 to 8

Rank	Name	QF	SF	FINALS	Remarks
5	UKR1 – Ukraine 1 KOSTEVYCH Olena OMELCHUK Oleh	370-10x	177-2x		
6	RUS2 – Russia 2 MEDVEDEVA Svetlana ARISTARKHOV Anton	354-2x	175-4x		
7	BLR1 – Belarus 1 CHAIKA Viktoria KURDZI Abdul-Aziz	352-0x	169-2x		
8	SUI – Switzerland DIETHELM GERBER Heidi DEMIERRE Steve	349-3x	170-1x		

European Games
RESULTS
50m TEAM EVENT MIXED PISTOL SEMIFINAL
Semifinal



Minsk
MON 24 JUN 2019, START TIME 09:45

MON 24 JUN 2019
START TIME 09:45

Semifinal

Name	Nat	Total	Remarks
Pair 1			
UKRAINE 1 KOSTEVYCH OMELCHUK	UKR	177.0	
BELARUS 2 KRUCHANOK ZAICHYK	BLR	178.0	QF
Pair 2			
GEORGIA SALUKVADZE MACHAVARIANI	GEO	172.0	QF
SWITZERLAND DIETHELM GERBER DEMIERRE	SUI	170.0	
Pair 3			
LATVIA RASMANE STRAUTMANIS	LAT	171.0	QF
BELARUS 1 CHAIKA KURDZI	BLR	169.0	
Pair 4			
RUSSIAN FED. 1 LOMOVA CHERNOUSOV	RUS	178.0	QF
RUSSIAN FED. 2 MEDVEDEVA ARISTARKHOV	RUS	175.0	

Legend

92A97EAF

Nat Nation QF Qualified for Final

History

Release: Approved Version 1 (6/24/2019 10:17:30 AM)
Release: Preliminary Version 1 (6/24/2019 10:07:29 AM)

Version of 24 JUN 2019, 10:17

K200000IA2406190945.1.TEMFPP2.0.001.pdf

86F7

6

Page 1 of 1



MON 24 JUN 2019
START TIME 09:00

TEAM

REVISED

Rank	Bib No	Name	Series		Total	Remarks
			1	2		
1		UKR1 - Ukraine 1	181	189	370-10x	EGR QF
	1546	KOSTEVYCH Olena	89	92	181-4x	
	1552	OMELCHUK Oleh	92	97	189-6x	
2		GEO - Georgia	182	182	364- 5x	QF
	1219	SALUKVADZE Nino	89	87	176-1x	
	1218	MACHAVARIANI Tsothe	93	95	188-4x	
3		LAT - Latvia	174	183	357- 2x	QF
	1320	RASMANE Agate	83	92	175-1x	
	1321	STRAUTMANIS Lauris	91	91	182-1x	
4		RUS1 - Russian Federation 1	183	172	355- 0x	QF
	1443	LOMOVA Margarita	87	77	164-0x	
	1435	CHERNOUSOV Artem	96	95	191-0x	
5		RUS2 - Russian Federation 2	176	178	354- 2x	QF
	1445	MEDVEDEVA Svetlana	86	84	170-1x A 2	
	1433	ARISTARKHOV Anton	90	94	184-1x	
6		BLR1 - Belarus 1	176	176	352- 0x	QF
	1058	CHAIKA Viktoria	90	88	178-0x	
	1063	KURDZI Abdul-Aziz	86	88	174-0x	
7		SUI - Switzerland	177	172	349- 3x	QF
	1494	DIETHELM GERBER Heidi	89	84	173-2x	
	1493	DEMIERRE Steve	88	88	176-1x	
8		BLR2 - Belarus 2	180	167	347- 4x	QF
	1062	KRUCHANOK Katsiaryna	90	77	167-2x	
	1067	ZAICHYK Yauheni	90	90	180-2x	
9		GRE - Greece	175	171	346- 4x	
	1252	KORAKAKI Anna	91	85	176-3x	
	1253	KORAKAKIS Dionysios	84	86	170-1x	

Rank	Bib No	Name	Series		Total	Remarks
			1	2		
10		UKR2 - Ukraine 2	172	170	342- 3x	
	1547	KOVALCHUK Oksana	80	82	162-0x	
	1545	KOROSTYLOV Pavlo	92	88	180-3x	

Summary

Number of athletes on this list: 20; Total number of athletes: 20; Total number of teams: 10

A 2 Athlete 1445 MEDVEDEVA Svetlana (RUS) - ISSF Rule 6.11.5 Too Many Shots Fired

Legend

23685048

Bib No Bib Number

History

Release: Approved Version 2 (6/24/2019 10:58:54 AM)

Release: Approved Version 1 (6/24/2019 9:38:19 AM)

Release: Preliminary Version 1 (6/24/2019 9:33:57 AM)

Version of 24 JUN 2019, 10:58

Q200000TA2406190900.1.TEMFPP1.0.002.pdf

86F7

5

Page 2 of 2



European Games FINAL RESULTS TRAP MIXED TEAM



MINSK

MON 24 JUN 2019, START TIME BMM 15:45 AND GMM 16:30

Gold Medal Match

Rank	Name	QF	MM	Remarks
1	ESP- Spain 2 GALVEZ Fatima BAILON Antonio	143	44	Gold
2	ITA – Italy 1 ROSSI Jessica PELLIELO Giovanni	138	40	Silver

Bronze Medal Match

Rank	Name	QF	MM	Remarks
3	RUS – Russian Federation SEMIANOVA Daria ALIPOV Alexey	137	45	Bronze
4	ITA – Italy 2 STANCO Silvana GRAZINI Valerio	135	43	

European Games RESULTS TRAP MIXED TEAM TEAM

Minsk
MON 24 JUN 2019, START TIME 10:00



Records		
QEGR	Not Established Yet	2019

Records Team						
QWR	149	BROWNING Kayle; BURROWS Brian;	USA	20 MAR 2019	WC	Acapulco (MEX)
QWR	149	SARITURK Safiye; TUNCER N Tolga;	TUR	20 MAR 2019	WC	Acapulco (MEX)
QWR	149	SMITH Penny; ILES-CREVATIN Mitchell;	AUS	20 MAR 2019	WC	Acapulco (MEX)
QER	149	SARITURK Safiye; TUNCER N Tolga;	TUR	20 MAR 2019	WC	Acapulco (MEX)

Rank	Bib No	Name	Rounds			Total	Remarks	
			1	2	3			
1		ESP 2 - Spain 2	48	48	47	143	QEGR	QG
	1147	GALVEZ Fatima	24	23	23	70		
	1143	BAILON Antonio	24	25	24	73		
2		ITA 1 - Italy 1	49	45	44	138		QG
	1307	ROSSI Jessica	24	22	21	67		
	1305	PELLIELO Giovanni	25	23	23	71		
3		RUS - Russian Federation	45	45	47	137		QB
	1447	SEMIANOVA Daria	23	21	22	66		
	1432	ALIPOV Alexey	22	24	25	71		
4		ITA 2 - Italy 2	46	43	46	135		QB
	1309	STANCO Silvana	22	22	22	66		
	1302	GRAZINI Valerio	24	21	24	69		
5		TUR - Turkey	42	49	43	134		
	1534	SARITURK Safiye	21	24	22	67		
	1531	ILNAM Yavuz	21	25	21	67		
6		IRL - Ireland	45	44	44	133		
	1274	GORMALLY Aoife	23	21	23	67		
	1276	BURNETT Derek	22	23	21	66		
7		GBR 2 - Great Britain 2	45	46	39	130		
	1209	LING Abbey	23	23	19	65		
	1207	HEADING Aaron	22	23	20	65		
8		CZE 2 - Czech Republic 2	41	47	41	129		
	1110	HRDLICKOVA Zina	16	22	17	55		
	1113	LIPTAK Jiri	25	25	24	74		
9		ESP 1 - Spain 1	45	43	41	129		
	1148	MARTINEZ Beatriz	23	18	21	62		
	1145	FERNANDEZ Alberto	22	25	20	67		

Rank	Bib No	Name	Rounds			Total	Remarks
			1	2	3		
10		POR - Portugal	45	41	42	128	
	1414	RODRIGUES Ana Rita	21	17	19	57	
	1410	AZEVEDO Joao	24	24	23	71	
11		CZE 1 - Czech Republic 1	46	43	39	128	
	1111	JANECKOVA Katerina	23	21	17	61	
	1112	KOSTELECKY David	23	22	22	67	
11		POL - Poland	46	43	39	128	
	1393	BERNAL Sandra	22	19	19	60	
	1398	KOWALCZYK Piotr	24	24	20	68	
13		SVK 2 - Slovakia 2	41	43	43	127	
	1509	SPOTAKOVA Jana	19	21	19	59	
	1505	KOVACOCY Marian	22	22	24	68	
14		FRA 2 - France 2	43	42	42	127	
	1181	COUZY Melanie	22	21	21	64	
	1183	DESERT Antonin	21	21	21	63	
15		SLO - Slovenia	46	41	40	127	
	1462	MACEK Jasmina	21	19	17	57	
	1461	MACEK Bostjan	25	22	23	70	
16		FRA 1 - France 1	42	39	44	125	
	1180	CORMENIER Carole	17	18	22	57	
	1188	GUERRERO Sebastien	25	21	22	68	
17		SVK 1 - Slovakia 1	44	42	38	124	
	1508	REHAK STEFECEKOVA Zuzana	20	19	15	54	
	1512	VARGA Erik	24	23	23	70	
18		FIN - Finland	40	39	44	123	
	1166	MAKELA-NUMMELA Satu	19	21	24	64	
	1169	TORNROOS Vesa	21	18	20	59	
19		CYP - Cyprus	41	43	39	123	
	1098	KONSTANTINIDOU Georgia	20	19	20	59	
	1099	MAKRI Andreas	21	24	19	64	
20		GBR 1 - Great Britain 1	42	42	39	123	
	1201	BARR Kirsty	22	20	18	60	
	1204	COWARD-HOLLEY Matthew John	20	22	21	63	
21		GER 2 - Germany 2	40	39	41	120	
	1240	SCHEIBL Sonja	19	17	20	56	
	1235	LOEW Andreas	21	22	21	64	

Rank	Bib No	Name	Rounds			Total	Remarks
			1	2	3		
22		SMR - San Marino	35	39	41	115	
	1470	PERILLI Alessandra	18	22	18	58	
	1469	BERTI Gian Marco	17	17	23	57	
23		GER 1 - Germany 1	40	35	40	115	
	1237	QUOOSS Katrin	17	18	19	54	
	1236	PIGORSCH Paul	23	17	21	61	

Summary

Number of athletes on this list: 46; Total number of athletes: 46; Total number of teams: 23

Legend

E9113D46

Bib No	Bib Number	QEGR	Qualification European Games Record	QER	Qualification European Record
QWR	Qualification World Record	WC	World Cup		

History

Release: Approved Version 1 (24-Jun-19 14:11:30)
Release: Preliminary Version 1 (24-Jun-19 14:05:05)

Version of 24 JUN 2019, 14:11

Q200000TA2406191000.1.TRMIX.0.001.pdf

86 10
F7

Page 3 of 3



European Games FINAL RESULTS SKEET MIXED TEAM



MINSK

FRI 28 JUN 2019, START TIME BMM 15:15 AND GMM 16:00

Gold Medal Match

Rank	Name	QF	MM	Remarks
1	ITA 1- Italy CAINERO Chiara ROSSETTI Gabriele	146	33 + 11	Gold
2	ITA 2 – Italy BACOSI Diana FILIPPELLI Riccardo	144	33 + 10	Silver

Bronze Medal Match

Rank	Name	QF	MM	Remarks
3	CZE 1 – Czech Rep. SUMOVA Barbora TOMECEK Jakub	139	32 + 4	Bronze
4	GBR 1 – Great Britain HILL Amber LLEWELLIN Ben	143	32 + 3	

European Games RESULTS SKEET MIXED TEAM TEAM



Minsk
FRI 28 JUN 2019, START TIME 09:00

QEGR	Records EG Not Established Yet	2019
------	--	------

QER	Records Team 145 BACOSI Diana; ROSSETTI Gabriele;	ITA	12 AUG 2018	ECH	Leobersdorf (AUT)
-----	---	-----	-------------	-----	-------------------

Rank	Bib No	Name	Rounds			Total	Remarks
			1	2	3		
1		ITA 1 - Italy1	48	50	48	146	QER QEGR
	1298	CAINERO Chiara	23	25	23	71	
	1306	ROSSETTI Gabriele	25	25	25	75	
2		ITA 2 - Italy 2	49	48	47	144	QG
	1297	BACOSI Diana	25	24	23	72	
	1300	FILIPPELLI Riccardo	24	24	24	72	
3		GBR 1 - Great Britain 1	46	48	49	143	QB
	1208	HILL Amber	22	24	24	70	
	1210	LLEWELLIN Ben	24	24	25	73	
4		CZE 1 - Czech Republic 1	47	46	46	139	QB
	1121	SUMOVA Barbora	22	23	23	68	
	1122	TOMECEK Jakub	25	23	23	71	
5		FRA 1 - France 1	45	47	46	138	
	1175	ANASTASSIOU Lucie	23	23	22	68	
	1194	TERRAS Anthony	22	24	24	70	
6		CYP 1 - Cyprus 1	47	45	46	138	
	1096	ANDREOU Panagiota	23	22	24	69	
	1095	ACHILLEOS Georgios	24	23	22	69	
7		CYP 2 - Cyprus 2	46	44	47	137	
	1097	ELEFTHERIOU Andri	23	21	24	68	
	1100	VASILIOU Nicolas	23	23	23	69	
8		RUS - Russian Federation	46	47	44	137	
	1448	SHAKIROVA Albina	21	23	22	66	
	1451	ZEMLIN Alexander	25	24	22	71	
9		AZE - Azerbaijan	46	45	45	136	
	1035	JAFAROVA Nurlana	22	22	21	65	
	1034	JAFAROV Emin	24	23	24	71	
10		POL - Poland	47	46	43	136	
	1396	JARMOLINSKA Aleksandra	24	23	21	68	
	1403	WERYS Jakub	23	23	22	68	

Rank	Bib No	Name	Rounds			Total	Remarks
			1	2	3		
11		UKR - Ukraine	44	45	45	134	
	1549	MALOVICHKO Iryna	22	24	23	69	
	1550	MILCHEV Mikola	22	21	22	65	
12		NOR - Norway	43	47	44	134	
	1380	FARSJO Malin	22	22	23	67	
	1385	WATNDAL Erik	21	25	21	67	
13		CZE 2 - Czech Republic 2	45	46	43	134	
	1119	SKALICKA Martina	24	24	20	68	
	1116	NYDRLE Tomas	21	22	23	66	
14		SWE - Sweden	46	45	43	134	
	1521	LARSSON Victoria	21	20	22	63	
	1523	NILSSON Stefan	25	25	21	71	
15		GBR 2 - Great Britain 2	43	41	47	131	
	1200	ALLEN Elena	21	20	22	63	
	1202	BIRD Jeremy Harry	22	21	25	68	
16		LTU - Lithuania	43	45	43	131	
	1327	BOGDANOVA Alisa	21	21	21	63	
	1329	RACINSKAS Ronaldas	22	24	22	68	
17		FRA 2 - France 2	45	43	42	130	
	1176	BATTAULT Noemie	20	18	19	57	
	1182	DELAUNAY Eric	25	25	23	73	
18		FIN - Finland	44	41	44	129	
	1161	HEINONEN Marjut	21	20	21	62	
	1163	KOSKI Oskari	23	21	23	67	
19		GER - Germany	42	42	44	128	
	1229	HAUFF Vanessa	18	18	20	56	
	1233	KORTE Sven	24	24	24	72	

Summary

Number of athletes on this list: 38; Total number of athletes: 38; Total number of teams: 19

Legend

Bib No Bib Number ECH European Championships QEGR Qualification European Games Record
 QER Qualification European Record

History

Release: Approved Version 1 (28-Jun-19 13:28:59)
 Release: Preliminary Version 1 (28-Jun-19 13:25:13)

Version of 28 JUN 2019, 13:28

Q200000TA2806190900.1.SK MIX.0.001.pdf

86 11
F7

Page 2 of 2