

16th IAU FIELD CROSSBOW WORLD CHAMPIONSHIP

RESULTS

Bratina, August 13-19, 2012



16th IAU FIELD CROSSBOW WORLD CHAMPIONSHIP

Bratina - CROATIA, 13./19. August 2012



RESULTS - MEN

F - MEN

START time: 00:00

Protest time: _____

Rank	Start No.	G	NAME	NATION/team	65 m	50 m	35 m	1. DAY	35 m	50 m	65 m	2. DAY	Total	X	10					
1	119	M	CHRISTOFFEL Pascal	France	273	289	292	854	286	290	276	852	1706	65	37					
					Finals shots:			9	10	10	<u>10</u>	<u>10</u>	<u>10</u>	<u>10</u>	9	10	9	97	4	3
					TOTAL: 1803													69	40	
2	169	M	KRSTINIĆ Andrej	Croatia	276	288	294	858	287	284	276	847	1705	64	36					
					Finals shots:			<u>10</u>	8	9	9	10	<u>10</u>	<u>10</u>	10	<u>10</u>	<u>10</u>	96	5	2
					TOTAL: 1801													69	38	
3	174	M	PEREGLIN Domagoj	Croatia	276	291	291	858	289	289	270	848	1706	71	33					
					Finals shots:			<u>10</u>	9	9	10	10	9	9	9	9	<u>10</u>	94	2	2
					TOTAL: 1800													73	35	
4	195	M	BESSERT Benjamin	Germany	274	291	290	855	293	284	274	851	1706	73	32					
					Finals shots:			9	<u>10</u>	7	<u>10</u>	9	<u>10</u>	9	<u>10</u>	9	9	92	4	0
					TOTAL: 1798													77	32	
5	121	M	BRULET Jean-Michel	France	273	289	286	848	287	286	273	846	1694	62	35					
					Finals shots:			9	<u>10</u>	8	9	<u>10</u>	<u>10</u>	10	10	8	<u>10</u>	94	4	2
					TOTAL: 1788													66	37	
6	175	M	ŠPOLER Zoran	Croatia	275	284	287	846	286	281	272	839	1685	54	32					
					Finals shots:			10	8	9	<u>10</u>	9	9	9	<u>10</u>	<u>10</u>	<u>10</u>	94	4	1
					TOTAL: 1779													58	33	
7	142	M	TERTYCHNYY Andrey	Russia	273	283	294	850	289	279	268	836	1686	66	29					
					Finals shots:			10	<u>10</u>	9	<u>10</u>	9	9	9	9	9	9	93	2	1
					TOTAL: 1779													68	30	
8	122	M	CARLOT Didier	France	269	284	290	843	285	281	271	837	1680	59	28					
					Finals shots:			8	9	9	7	8	9	9	9	9	9	86	0	0
					TOTAL: 1766													59	28	
9	196	M	HILLENBRAND Ralf	Germany	274	285	283	842	285	281	271	837	1679	58	26					
10	120	M	ROUSSEAU Maxime	France	260	292	284	836	287	282	265	834	1670	57	27					
11	157	M	TSENG Chin Feng	Chinese Taipei	264	287	286	837	286	288	257	831	1668	58	33					
12	203	M	KAČAVENDA Uroš	Serbia	263	282	288	833	288	280	263	831	1664	53	26					
13	143	M	SERGIENKO Oleg	Russia	266	282	287	835	286	278	256	820	1655	34	39					
14	200	M	BERNINGER Armin	Germany	262	280	275	817	289	284	264	837	1654	46	35					
15	153	M	BIRCHLER Peter	Switzerland	274	279	271	824	287	282	252	821	1645	41	30					
16	106	M	TEET Tagapere	Estonia	271	277	279	827	288	272	256	816	1643	48	26					
17	177	M	NEDĚLNÍK Jan	Czech Republic	266	274	268	808	284	284	252	820	1628	43	29					
18	152	M	ŠONC Blaž	Slovenia	265	290	274	829	282	266	251	799	1628	37	31					
19	107	M	JÄRVESAAR Ain	Estonia	269	272	272	813	279	273	241	793	1606	35	26					
20	154	M	MÜLLER Peter	Switzerland	262	279	263	804	272	267	259	798	1602	36	16					
21	103	M	GSTEU Bernhard	Austria	255	272	265	792	269	278	260	807	1599	30	28					
22	155	M	HAFEN Tom	Switzerland	263	250	264	777	279	268	255	802	1579	31	22					
23	105	M	EEK Arvi	Estonia	247	270	279	796	256	272	252	780	1576	27	23					
24	178	M	NEDĚLNÍK Jozef	Czech Republic	246	264	269	779	269	268	257	794	1573	21	32					



Rank	Start No.	G	NAME	NATION/team	65 m	50 m	35 m	1. DAY	35 m	50 m	65 m	2. DAY	Total	X	10
25	112	M	MERIKALLIO Timo	Finland	240	264	258	762	269	268	239	776	1538	19	20
26	193	M	LHOTSKÝ Dalibor	Czech Republic	227	262	262	751	259	271	237	767	1518	25	15
27	156	M	LÜDERSEN Sven	Switzerland	234	247	263	744	224	254	219	697	1441	16	9
28	204	M	ILIN Leonid	Russia	256	276	280	812					812	19	12

On this list is: 28 shooters.





16th IAU FIELD CROSSBOW WORLD CHAMPIONSHIP

Bratina - CROATIA, 13./19. August 2012



RESULTS - WOMEN

F - WOMEN

START time: 00:00

Protest time: _____

Rank	Start No.	G	NAME	NATION/team	65 m	50 m	35 m	1. DAY	35 m	50 m	65 m	2. DAY	Total	X	10	
1	202	W	SCHMIDT Ina	Germany	278	287	294	859	295	287	275	857	1716	67	42	
					Finals shots:			9 9 9 9	8 9	<u>10</u> <u>10</u>	<u>10</u> <u>10</u>	<u>10</u> <u>10</u>	93	4	0	
					TOTAL: 1809										71	42
2	166	W	KOMAR Sanja	Croatia	284	286	280	850	290	285	273	848	1698	62	41	
					Finals shots:			9 9 9	<u>10</u> <u>10</u>	9 <u>10</u>	9 10 10		95	3	2	
					TOTAL: 1793										65	43
3	172	W	PEREGLIN Branka	Croatia	278	293	288	859	283	286	271	840	1699	68	33	
					Finals shots:			10 8 9 9	10 8	<u>10</u> 10	8 9		91	1	3	
					TOTAL: 1790										69	36
4	168	W	KRIVANEK Nikolina	Croatia	263	291	282	836	287	288	272	847	1683	66	26	
					Finals shots:			8 <u>10</u>	9 10 9	9 9 10	7 9		90	1	2	
					TOTAL: 1773										67	28
5	123	W	REGNIEZ Mélanie	France	272	293	278	843	292	281	261	834	1677	77	18	
					Finals shots:			10 <u>10</u> <u>10</u>	9 10 8	8 8 8	9 8		90	2	2	
					TOTAL: 1767										79	20
6	171	W	ODLEŠIĆ Tihana	Croatia	266	283	285	834	288	280	272	840	1674	54	39	
					Finals shots:			8 8 6	<u>10</u> 10	6 8 10	9 <u>10</u>		85	2	2	
					TOTAL: 1759										56	41
7	188	W	LÉNÁRT Ágota	Hungary	265	284	282	831	284	278	262	824	1655	38	38	
					Finals shots:			10 <u>10</u>	9 9 10	9 7 <u>10</u>	9 8		91	2	2	
					TOTAL: 1746										40	40
8	124	W	TROUILLET Tiffanie	France	270	281	285	836	282	275	262	819	1655	42	35	
					Finals shots:			7 8 7	<u>10</u> 9	8 9 8	9 8		83	1	0	
					TOTAL: 1738										43	35
9	125	W	MUTIN Cécile	France	270	282	283	835	285	275	253	813	1648	43	33	
10	148	W	KLIMOVA Olga	Russia	258	268	279	805	282	279	261	822	1627	40	30	
11	197	W	HEITMANN Andrea	Germany	272	272	277	821	281	269	255	805	1626	32	26	
12	111	W	KAHK Merike	Estonia	262	275	280	817	281	270	255	806	1623	35	37	
13	149	W	LITOVKA Olga	Russia	263	279	279	821	274	262	253	789	1610	31	26	
14	201	W	POSER Katja	Germany	254	284	268	806	283	274	240	797	1603	36	33	
15	186	W	GÁBRIEL Emese	Hungary	251	275	283	809	276	273	240	789	1598	28	29	
16	179	W	NEDĚLNÍKOVÁ Jaroslava	Czech Republic	252	273	278	803	268	268	246	782	1585	21	23	
17	161	W	HO Yu Ting	Chinese Taipei	258	272	268	798	275	267	243	785	1583	32	23	
18	150	W	SKOBEKINA Natalia	Russia	252	273	270	795	277	270	237	784	1579	37	14	
19	187	W	KOCSIS Mária	Hungary	259	261	263	783	270	266	237	773	1556	18	23	
20	181	W	ŠTĚTKÁŘOVÁ Kateřina	Czech Republic	219	266	262	747	268	267	240	775	1522	27	13	
21	180	W	KUBESOVÁ Sabina	Czech Republic	237	258	258	753	261	256	217	734	1487	14	16	

On this list is: 21 shooters.





16th IAU FIELD CROSSBOW WORLD CHAMPIONSHIP

Bratina - CROATIA, 13./19. August 2012



RESULTS - JUNIORS

F - JUNIORS

START time: 00:00

Protest time: _____

Rank	Start No.	G	NAME	NATION/team	65 m	50 m	35 m	1. DAY	35 m	50 m	65 m	2. DAY	Total	X	10					
1	173	W	PEREGLIN Valentina	Croatia	279	291	292	862	292	288	269	849	1711	69	38					
					Finals shots:			9	<u>10</u>	9	<u>10</u>	9	<u>10</u>	8	<u>10</u>	<u>10</u>	<u>10</u>	95	6	0
					TOTAL: 1806 75 38															
2	116	M	MANGEMATIN Jacques	France	277	290	287	854	292	287	258	837	1691	68	33					
					Finals shots:			9	9	9	10	9	10	7	<u>10</u>	<u>10</u>	9	92	2	2
					TOTAL: 1783 70 35															
3	164	M	KAJFEŠ Marijan	Croatia	273	286	290	849	289	282	273	844	1693	49	42					
					Finals shots:			9	7	8	9	9	9	9	9	<u>10</u>	9	88	1	0
					TOTAL: 1781 50 42															
4	139	M	MAKSIMENKO Dmitry	Russia	266	280	277	823	285	288	259	832	1655	46	31					
					Finals shots:			<u>10</u>	0	9	<u>10</u>	8	10	9	10	9	<u>10</u>	85	3	2
					TOTAL: 1740 49 33															
5	140	W	BRAGINA Maria	Russia	256	287	279	822	285	269	260	814	1636	41	32					
					Finals shots:			8	10	9	9	10	<u>10</u>	9	<u>10</u>	9	<u>10</u>	94	3	2
					TOTAL: 1730 44 34															
6	117	M	BONNIN Guillaume	France	262	288	269	819	273	274	271	818	1637	33	31					
					Finals shots:			8	9	<u>10</u>	9	<u>10</u>	9	8	8	<u>10</u>	<u>10</u>	91	4	0
					TOTAL: 1728 37 31															
7	118	W	LEPERQUE Amandine	France	264	279	281	824	277	267	256	800	1624	42	24					
					Finals shots:			<u>10</u>	<u>10</u>	8	7	6	8	9	9	9	9	85	2	0
					TOTAL: 1709 44 24															
8	162	M	BEGAJ Donik	Croatia	246	282	266	794	280	279	243	802	1596	41	24					
					Finals shots:			9	<u>10</u>	8	9	<u>10</u>	7	7	10	9	<u>10</u>	89	3	1
					TOTAL: 1685 44 25															
9	102	M	MAYER Lukas	Austria	262	277	271	810	278	268	240	786	1596	34	25					
10	170	M	KRVARIĆ Marijan	Croatia	243	270	271	784	280	279	240	799	1583	33	18					
11	141	M	MOLCHANOV Dmitry	Russia	245	256	265	766	266	262	244	772	1538	25	17					
12	182	W	NEDĚLNÍKOVÁ Hana	Czech Republic	241	252	256	749	243	254	240	737	1486	12	21					

On this list is: 12 shooters.





16th IAU FIELD CROSSBOW WORLD CHAMPIONSHIP

Bratina - CROATIA, 13./19. August 2012



RESULTS - KADETS

F - KADETS

START time: 00:00

Protest time: _____

Rank	Start No.	G	NAME	NATION/team	65 m	50 m	35 m	1. DAY	35 m	50 m	65 m	2. DAY	Total	X	10			
1	167	W	KOZUMPLIK Valentina	Croatia	271	283	286	840	290	278	256	824	1664	48	30			
					Finals shots:	10	9	9	<u>10</u>	9	<u>10</u>	<u>10</u>	<u>10</u>	9	96	5	1	
													TOTAL:	1760	53	31		
2	135	M	SHISHORIN Georgy	Russia	277	284	279	840	287	270	261	818	1658	54	30			
					Finals shots:	10	8	<u>10</u>	10	9	9	<u>10</u>	10	9	<u>10</u>	95	3	3
													TOTAL:	1753	57	33		
3	165	M	KELEČIĆ Ivan	Croatia	258	280	288	826	287	285	255	827	1653	48	27			
					Finals shots:	9	<u>10</u>	6	<u>10</u>	9	<u>10</u>	10	9	9	10	92	3	2
													TOTAL:	1745	51	29		
4	137	M	AVDEEV Iakov	Russia	259	272	278	809	278	275	273	826	1635	39	24			
					Finals shots:	9	<u>10</u>	9	<u>10</u>	<u>10</u>	<u>10</u>	9	7	9	10	93	4	1
													TOTAL:	1728	43	25		
5	199	M	STALLBAUM Niklas	Germany	262	284	272	818	277	267	258	802	1620	32	26			
					Finals shots:	9	<u>10</u>	10	9	9	9	9	10	9	9	93	1	2
													TOTAL:	1713	33	28		
6	136	W	KOCHETOVA Lolita	Russia	258	282	280	820	279	273	248	800	1620	38	25			
					Finals shots:	<u>10</u>	9	8	9	<u>10</u>	8	9	10	9	9	91	2	1
													TOTAL:	1711	40	26		
7	138	M	POPOV Artem	Russia	252	273	278	803	283	275	250	808	1611	41	27			
					Finals shots:	<u>10</u>	<u>10</u>	<u>10</u>	9	<u>10</u>	8	9	9	9	7	91	4	0
													TOTAL:	1702	45	27		
8	194	M	BOSCH Robin	Germany	258	276	268	802	285	274	242	801	1603	31	27			
					Finals shots:	10	9	6	<u>10</u>	<u>10</u>	6	9	<u>10</u>	8	7	85	3	1
													TOTAL:	1688	34	28		
9	198	M	PETRY Christoph	Germany	260	277	277	814	269	264	252	785	1599	31	18			
10	163	M	CVRTILA Antonijo	Croatia	254	277	268	799	275	277	241	793	1592	36	19			
11	115	M	GAYANT Guillaume	France	251	264	275	790	283	267	232	782	1572	36	19			
12	151	M	PIRC Matic	Slovenia	249	270	274	793	277	267	235	779	1572	33	17			

On this list is: 12 shooters.





16th IAU FIELD CROSSBOW WORLD CHAMPIONSHIP

Bratina - CROATIA, 13./19. August 2012



RESULTS - SENIORS

F - SENIORS

START time: 00:00

Protest time: _____

Rank	Start No.	G	NAME	NATION/team	65 m	50 m	35 m	1. DAY	35 m	50 m	65 m	2. DAY	Total	X	10						
1	110	M	KARAMA Aleksander	Estonia	265	285	285	835	280	282	249	811	1646	54	27						
					Finals shots:			8	9	<u>10</u>	<u>10</u>	<u>10</u>	9	9	10	9	9	93	3	1	
					TOTAL: 1739 57 28																
2	189	M	MÁTRAI István	Hungary	258	271	280	809	284	279	261	824	1633	39	33						
					Finals shots:			10	9	7	<u>10</u>	10	10	10	10	9	8	8	91	1	4
					TOTAL: 1724 40 37																
3	145	M	KUTS Vladimir	Russia	257	278	273	808	286	274	251	811	1619	40	28						
					Finals shots:			<u>10</u>	<u>10</u>	9	<u>10</u>	<u>10</u>	<u>10</u>	<u>10</u>	9	9	<u>10</u>	97	7	0	
					TOTAL: 1716 47 28																
4	160	M	WANG CHEN Hsiu Yu	Chinese Taipei	262	275	279	816	281	274	253	808	1624	42	24						
					Finals shots:			9	8	9	10	7	8	<u>10</u>	<u>10</u>	10	10	91	2	3	
					TOTAL: 1715 44 27																
5	159	M	HSU Shih Wie	Chinese Taipei	261	281	274	816	275	278	257	810	1626	39	27						
					Finals shots:			7	7	<u>10</u>	<u>10</u>	6	<u>10</u>	8	9	9	8	84	3	0	
					TOTAL: 1710 42 27																
6	114	M	LÖFHJELM Lasse	Finland	244	277	269	790	280	270	240	790	1580	29	17						
					Finals shots:			9	10	<u>10</u>	8	10	9	9	8	<u>10</u>	<u>10</u>	93	3	2	
					TOTAL: 1673 32 19																
7	190	M	PINTÉR László	Hungary	244	273	268	785	275	270	243	788	1573	27	24						
					Finals shots:			8	<u>10</u>	8	9	10	10	<u>10</u>	9	9	8	91	2	2	
					TOTAL: 1664 29 26																
8	184	M	LOSERT Václav	Czech Republic	249	275	270	794	273	263	243	779	1573	20	21						
					Finals shots:			9	7	9	9	8	7	8	<u>10</u>	7	9	83	1	0	
					TOTAL: 1656 21 21																
9	183	W	KASZONYIOVÁ Aja	Czech Republic	260	247	271	778	271	269	249	789	1567	34	18						
10	191	M	TERÉNYI Antal	Hungary	242	270	268	780	262	269	256	787	1567	23	22						
11	192	M	SKOTTLUND Micky	SWEDEN	237	264	266	767	271	263	234	768	1535	21	19						
12	108	M	JÜRI Kadastik	Estonia	235	250	265	750	268	260	248	776	1526	22	15						
13	109	M	INNO Kiilaspea	Estonia	230	259	254	743	264	254	235	753	1496	9	19						
14	146	M	YACHNEVSKIY Anatoly	Russia	214	267	268	749	267	261	200	728	1477	22	20						
15	126	M	SUGIYAMA Yoshiaki	Japan	232	237	260	729	248	250	233	731	1460	16	13						
16	185	M	KUBESA Oldřich	Czech Republic	201	246	234	681	236	240	210	686	1367	8	10						
17	128	M	MIKI Kunio	Japan	180	241	233	654	255	236	211	702	1356	3	13						
18	127	M	UMEHARA Tomoo	Japan	213	231	248	692	204	240	212	656	1348	14	11						
19	147	W	YACHNEVSKAYA Olga	Russia	210	252	232	694	244	226	159	629	1323	14	11						
20	104	M	ACHIEL Louis	Belgia																	

On this list is: 20 shooters.





16th IAU FIELD CROSSBOW WORLD CHAMPIONSHIP








Bratina - CROATIA, 13./19. August 2012



RESULTS - TEAM MEN

START time: 09:00

Protest time: _____

Rank	NATION / team	65 m	50 m	35 m	Total	X	10
1	Croatia 	827	863	872	2562	99	51
	M KRSTINIĆ Andrej	276	288	294	858	32	20
	M PEREGLIN Domagoj	276	291	291	858	39	16
	M ŠPOLER Zoran	275	284	287	846	28	15
2	France 	806	870	862	2538	93	46
	M CHRISTOFFEL Pascal	273	289	292	854	32	18
	M BRULET Jean-Michel	273	289	286	848	30	16
	M ROUSSEAU Maxime	260	292	284	836	31	12
3	Germany 	810	856	848	2514	87	37
	M BESSERT Benjamin	274	291	290	855	37	16
	M HILLENBRAND Ralf	274	285	283	842	31	9
	M BERNINGER Armin	262	280	275	817	19	12
4	Russia 	795	841	861	2497	73	51
	M TERTYCHNYY Andrey	273	283	294	850	37	17
	M SERGIENKO Oleg	266	282	287	835	17	22
	M ILIN Leonid	256	276	280	812	19	12
5	Estonia 	787	819	830	2436	61	36
	M TEET Tagapere	271	277	279	827	27	11
	M JÄRVESAAR Ain	269	272	272	813	18	13
	M EEK Arvi	247	270	279	796	16	12
6	Czech Republic 	739	800	799	2338	47	27
	M NEDĚLNÍK Jan	266	274	268	808	19	12
	M NEDĚLNÍK Jozef	246	264	269	779	12	11
	M LHOTSKÝ Dalibor	227	262	262	751	16	4
7	Switzerland 	759	776	790	2325	44	24
	M MÜLLER Peter	262	279	263	804	25	8
	M HAFEN Tom	263	250	264	777	11	12
	M LÜDERSEN Sven	234	247	263	744	8	4





16th IAU FIELD CROSSBOW WORLD CHAMPIONSHIP



Bratina - CROATIA, 13./19. August 2012



RESULTS - TEAM WOMEN

START time: 09:00

Protest time: _____

Rank	NATION / team	65 m	50 m	35 m	Total	X	10
1	Croatia	825	870	850	2545	91	63
	 W KOMAR Sanja	284	286	280	850	32	23
	W PEREGLIN Branka	278	293	288	859	33	23
	W KRIVANEK Nikolina	263	291	282	836	26	17
2	France	812	856	846	2514	86	44
	 W REGNIEZ Mélanie	272	293	278	843	40	8
	W TROUILLET Tiffanie	270	281	285	836	27	17
	W MUTIN Cécile	270	282	283	835	19	19
3	Germany	804	843	839	2486	77	43
	 W SCHMIDT Ina	278	287	294	859	37	17
	W HEITMANN Andrea	272	272	277	821	18	12
	W POSER Katja	254	284	268	806	22	14
4	Hungary	775	820	828	2423	49	47
	 W LÉNÁRT Ágota	265	284	282	831	20	23
	W GÁBRIEL Emese	251	275	283	809	19	14
	W KOCSIS Mária	259	261	263	783	10	10
5	Russia	773	820	828	2421	51	32
	 W KLIMOVA Olga	258	268	279	805	15	11
	W LITOVKA Olga	263	279	279	821	17	15
	W SKOBELKINA Natalia	252	273	270	795	19	6
6	Czech Republic	708	797	798	2303	27	29
	 W NEDĚLNIKOVÁ Jaroslava	252	273	278	803	12	12
	W ŠTĚTKÁŘOVÁ Kateřina	219	266	262	747	9	8
	W KUBESOVÁ Sabina	237	258	258	753	6	9





16th IAU FIELD CROSSBOW WORLD CHAMPIONSHIP




Bratina - CROATIA, 13./19. August 2012



RESULTS - TEAM JUNIORS

START time: 09:00

Protest time: _____

Rank	NATION / team	65 m	50 m	35 m	Total	X	10
1	Croatia	798	859	848	2505	78	54
	 W PEREGLIN Valentina	279	291	292	862	35	21
	M KAJFEŠ Marijan	273	286	290	849	27	21
	M BEGAJ Donik	246	282	266	794	16	12
2	France	803	857	837	2497	78	45
	 M MANGEMATIN Jacques	277	290	287	854	37	15
	M BONNIN Guillaume	262	288	269	819	17	16
	W LEPERQUE Amandine	264	279	281	824	24	14
3	Russia	767	823	821	2411	46	42
	 M MAKSIMENKO Dmitry	266	280	277	823	16	15
	W BRAGINA Maria	256	287	279	822	19	19
	M MOLCHANOV Dmitry	245	256	265	766	11	8





16th IAU FIELD CROSSBOW WORLD CHAMPIONSHIP




Bratina - CROATIA, 13./19. August 2012



RESULTS - TEAM KADETS

START time: 09:00

Protest time: _____

Rank	NATION / team	65 m	50 m	35 m	Total	X	10
1	Russia	794	838	837	2469	70	36
	 M SHISHORIN Georgy	277	284	279	840	28	15
	M AVDEEV Iakov	259	272	278	809	18	9
	W KOCHETOVA Lolita	258	282	280	820	24	12
2	Croatia	783	840	842	2465	62	34
	 W KOZUMPLIK Valentina	271	283	286	840	24	15
	M KELEČIĆ Ivan	258	280	288	826	22	12
	M CVRTILA Antonijo	254	277	268	799	16	7
3	Germany	780	837	817	2434	48	37
	 M STALLBAUM Niklas	262	284	272	818	16	16
	M BOSCH Robin	258	276	268	802	13	10
	M PETRY Christoph	260	277	277	814	19	11





16th IAU FIELD CROSSBOW WORLD CHAMPIONSHIP

Bratina - CROATIA, 13./19. August 2012




RESULTS - TEAM SENIORS

START time: 09:00

Protest time: _____

Rank	NATION / team	65 m	50 m	35 m	Total	X	10
1	Hungary  M MÁTRAI István M PINTÉR László M TERÉNYI Antal	744 258 244 242	814 271 273 270	816 280 268 268	2374 809 785 780	41 20 13 8	38 14 11 13
2	Estonia  M KARAMA Aleksander M JÜRI Kadastik M INNO Kiilaspea	730 265 235 230	794 285 250 259	804 285 265 254	2328 835 750 743	46 32 11 3	35 15 10 10
3	Czech Republic  M LOSERT Václav W KASZONYIOVÁ Aja M KUBESA Oldřich	710 249 260 201	768 275 247 246	775 270 271 234	2253 794 778 681	29 10 15 4	26 11 9 6
4	Russia  M KUTS Vladimir M YACHNEVSKIY Anatoly W YACHNEVSKAYA Olga	681 257 214 210	797 278 267 252	773 273 268 232	2251 808 749 694	40 18 14 8	24 10 9 5
5	Japan  M SUGIYAMA Yoshiaki M MIKI Kunio M UMEHARA Tomoo	625 232 180 213	709 237 241 231	741 260 233 248	2075 729 654 692	15 6 0 9	20 6 9 5





16th IAU FIELD CROSSBOW WORLD CHAMPIONSHIP

RESULTS

TEAMS

Bratina, August 13-19, 2012



16th IAU FIELD CROSSBOW WORLD CHAMPIONSHIP

Bratina - CROATIA, 13./19. August 2012



RESULTS - TEAM MEN

START time: 09:00

Protest time: _____

Rank	NATION / team	65 m	50 m	35 m	Total	X	10
1	Croatia	827	863	872	2562	99	51
	M PEREGLIN Domagoj	276	291	291	858	39	16
	M KRSTINIĆ Andrej	276	288	294	858	32	20
	M ŠPOLER Zoran	275	284	287	846	28	15
2	France	806	870	862	2538	93	46
	M CHRISTOFFEL Pascal	273	289	292	854	32	18
	M BRULET Jean-Michel	273	289	286	848	30	16
	M ROUSSEAU Maxime	260	292	284	836	31	12
3	Germany	810	856	848	2514	87	37
	M BESSERT Benjamin	274	291	290	855	37	16
	M HILLENBRAND Ralf	274	285	283	842	31	9
	M BERNINGER Armin	262	280	275	817	19	12
4	Russia	795	841	861	2497	73	51
	M TERTYCHNYY Andrey	273	283	294	850	37	17
	M SERGIENKO Oleg	266	282	287	835	17	22
	M ILIN Leonid	256	276	280	812	19	12
5	Estonia	787	819	830	2436	61	36
	M TEET Tagapere	271	277	279	827	27	11
	M JÄRVESAAR Ain	269	272	272	813	18	13
	M EEK Arvi	247	270	279	796	16	12
6	Czech Republic	739	800	799	2338	47	27
	M NEDĚLNÍK Jan	266	274	268	808	19	12
	M NEDĚLNÍK Jozef	246	264	269	779	12	11
	M LHOTSKÝ Dalibor	227	262	262	751	16	4
7	Switzerland	759	776	790	2325	44	24
	M MÜLLER Peter	262	279	263	804	25	8
	M HAFEN Tom	263	250	264	777	11	12
	M LÜDERSEN Sven	234	247	263	744	8	4





16th IAU FIELD CROSSBOW WORLD CHAMPIONSHIP

Bratina - CROATIA, 13./19. August 2012



RESULTS - TEAM WOMEN

START time: 09:00

Protest time: _____

Rank	NATION / team	65 m	50 m	35 m	Total	X	10
1	Croatia	825	870	850	2545	91	63
	W PEREGLIN Branka	278	293	288	859	33	23
	W KOMAR Sanja	284	286	280	850	32	23
	W KRIVANEK Nikolina	263	291	282	836	26	17
2	France	812	856	846	2514	86	44
	W REGNIEZ Mélanie	272	293	278	843	40	8
	W TROUILLET Tiffanie	270	281	285	836	27	17
	W MUTIN Cécile	270	282	283	835	19	19
3	Germany	804	843	839	2486	77	43
	W SCHMIDT Ina	278	287	294	859	37	17
	W HEITMANN Andrea	272	272	277	821	18	12
	W POSER Katja	254	284	268	806	22	14
4	Hungary	775	820	828	2423	49	47
	M LÉNÁRT Ágota	265	284	282	831	20	23
	W GÁBRIEL Emese	251	275	283	809	19	14
	W KOCSIS Mária	259	261	263	783	10	10
5	Russia	773	820	828	2421	51	32
	W LITOVKA Olga	263	279	279	821	17	15
	W KLIMOVA Olga	258	268	279	805	15	11
	W SKOBELKINA Natalia	252	273	270	795	19	6
6	Czech Republic	708	797	798	2303	27	29
	W NEDĚLNIKOVÁ Jaroslava	252	273	278	803	12	12
	W KUBESOVÁ Sabina	237	258	258	753	6	9
	W ŠTĚTKÁŘOVÁ Kateřina	219	266	262	747	9	8





16th IAU FIELD CROSSBOW WORLD CHAMPIONSHIP

Bratina - CROATIA, 13./19. August 2012



RESULTS - TEAM JUNIORS

START time: 09:00

Protest time: _____

Rank	NATION / team	65 m	50 m	35 m	Total	X	10
1	Croatia	798	859	848	2505	78	54
	W PEREGLIN Valentina	279	291	292	862	35	21
	M KAJFEŠ Marijan	273	286	290	849	27	21
	M BEGAJ Donik	246	282	266	794	16	12
2	France	803	857	837	2497	78	45
	M MANGEMATIN Jacques	277	290	287	854	37	15
	W LEPERQUE Amandine	264	279	281	824	24	14
	M GUILLAUME Bonnin	262	288	269	819	17	16
3	Russia	767	823	821	2411	46	42
	M MAKSIMENKO Dmitry	266	280	277	823	16	15
	W BRAGINA Maria	256	287	279	822	19	19
	M MOLCHANOV Dmitry	245	256	265	766	11	8





16th IAU FIELD CROSSBOW WORLD CHAMPIONSHIP

Bratina - CROATIA, 13./19. August 2012



RESULTS - TEAM KADETS

START time: 09:00

Protest time: _____

Rank	NATION / team	65 m	50 m	35 m	Total	X	10
1	Russia	794	838	837	2469	70	36
	M SHISHORIN Georgy	277	284	279	840	28	15
	W KOCHETOVA Lolita	258	282	280	820	24	12
	M AVDEEV Iakov	259	272	278	809	18	9
2	Croatia	783	840	842	2465	62	34
	W KOZUMPLIK Valentina	271	283	286	840	24	15
	M KELEČIĆ Ivan	258	280	288	826	22	12
	M CVRTILA Antonijo	254	277	268	799	16	7
3	Germany	780	837	817	2434	48	37
	M STALLBAUM Niklas	262	284	272	818	16	16
	M PETRY Christoph	260	277	277	814	19	11
	M BOSCH Robin	258	276	268	802	13	10





16th IAU FIELD CROSSBOW WORLD CHAMPIONSHIP

Bratina - CROATIA, 13./19. August 2012



RESULTS - TEAM SENIORS

START time: 09:00

Protest time: _____

Rank	NATION / team	65 m	50 m	35 m	Total	X	10
1	Hungary	744	814	816	2374	42	37
	M MÁTRAI István	258	271	280	809	21	13
	M PINTÉR László	244	273	268	785	13	11
	M TERÉNYI Antal	242	270	268	780	8	13
2	Estonia	730	794	804	2328	46	35
	M KARAMA Aleksander	265	285	285	835	32	15
	M JÜRI Kadastik	235	250	265	750	11	10
	M INNO Kiilaspea	230	259	254	743	3	10
3	Czech Republic	710	768	775	2253	29	26
	M LOSERT Václav	249	275	270	794	10	11
	W KASZONYIOVÁ Aja	260	247	271	778	15	9
	M KUBESA Oldřich	201	246	234	681	4	6
4	Russia	681	797	773	2251	40	24
	M KUTS Vladimir	257	278	273	808	18	10
	M YACHNEVSKIY Anatoly	214	267	268	749	14	9
	W YACHNEVSKAYA Olga	210	252	232	694	8	5
5	Japan	625	709	741	2075	15	20
	M SUGIYAMA Yoshiaki	232	237	260	729	6	6
	M UMEHARA Tomoo	213	231	248	692	9	5
	M MIKI Kunio	180	241	233	654	0	9

