

OPEN -- Overall Stage Results
CHAMPIONNAT DE FRANCE HANDGUN 2014

Printed mai 26, 2014 at 8:23



Stage 1 -- STAGE 01

	PTS	TIME	HIT FACTOR	STAGE POINTS	STAGE PERCENT	COMPETITOR # Name
1	118	16,48	7,1602	120,0000	100,00	22 OBRIOT, Emile E
2	118	16,66	7,0828	118,7035	98,92	18 DRUMMOND, Bill B
3	115	17,45	6,5903	110,4483	92,04	17 DEVILLE, Remy
4	119	18,32	6,4956	108,8624	90,72	342 HORACI, BERNABE-PARDO B
5	117	18,46	6,3380	106,2211	88,52	104 MEIER, Dominic
6	117	18,63	6,2802	105,2518	87,71	336 CASTRILLO, ALBERTO A
7	117	19,13	6,1160	102,5008	85,42	19 EGRET, Sebastien S
8	119	19,47	6,1120	102,4324	85,36	319 PESTIAUX, Thierry T
9	110	18,01	6,1077	102,3612	85,30	234 RENAUD, Patrick P
10	117	19,23	6,0842	101,9678	84,97	144 HAAS, Peter P
11	114	19,09	5,9717	100,0819	83,40	21 OBRIOT, Thierry
12	116	19,74	5,8764	98,4844	82,07	189 MONTARGOT, Renaud R
13	115	19,62	5,8614	98,2325	81,86	258 GIL-JIMENEZ, Mikael M
14	113	19,50	5,7949	97,1181	80,93	176 SCHNEIDER, Patrik P
15	108	18,65	5,7909	97,0513	80,88	26 TARRADE, Alain A
16	101	17,58	5,7452	96,2851	80,24	25 SZAKACS, Alex A
17	118	21,00	5,6190	94,1714	78,48	226 DESAGNEAUX, Jean-Luc J
18	118	21,02	5,6137	94,0818	78,40	58 ESPILEZ-URBON, Ivan I
19	119	21,34	5,5764	93,4564	77,88	345 MALANDA-RUIZ, Rakel R
20	118	21,25	5,5529	93,0635	77,55	90 OGANESSIAN, Sarkis S
21	115	21,06	5,4606	91,5158	76,26	355 MARTIN, Patrice P
22	116	21,27	5,4537	91,4002	76,17	372 LOPEZ, Christophe C
23	120	22,57	5,3168	89,1058	74,25	166 BETSCHART, Bruno B
24	119	22,41	5,3101	88,9942	74,16	60 PENALVA-PASQUET, Pierre-jean P
25	115	21,67	5,3069	88,9397	74,12	140 BELLONI, Francois F
26	118	22,28	5,2962	88,7612	73,97	302 RENOUX, Gilles G
27	117	22,12	5,2893	88,6456	73,87	253 BIZOUARN, Eric E
28	116	22,02	5,2679	88,2871	73,57	139 BELLONI, Philippe P
29	112	21,50	5,2093	87,3044	72,75	77 TODARO, Giuseppe G
30	116	22,28	5,2065	87,2568	72,71	444 HUET, MICHEL M
31	116	22,67	5,1169	85,7557	71,46	93 BALES, Daniel
32	119	23,31	5,1051	85,5581	71,30	42 CANETTA, Irene I
33	118	23,30	5,0644	84,8755	70,73	301 PELLEGRINI, Jean-François J
34	118	23,47	5,0277	84,2608	70,22	84 DEVILLE, Jacques
35	101	20,12	5,0199	84,1298	70,11	98 CZYKAJLO, JEROME J
36	119	24,01	4,9563	83,0637	69,22	290 BOUCHOUCHA, Marc M
37	117	23,68	4,9409	82,8058	69,00	103 LELEU, CHRISTIAN C
38	117	24,00	4,8750	81,7017	68,08	132 RANDAXHE, Patrick P
39	118	24,33	4,8500	81,2824	67,74	186 IOZZO, Fabrice F
40	102	21,40	4,7664	79,8809	66,57	87 GOUGIS, Rémi R
41	114	24,11	4,7283	79,2436	66,04	46 DEMANET, Jean-michel J
42	113	24,15	4,6791	78,4184	65,35	245 GUINCHARD, Patrick P
43	119	25,49	4,6685	78,2409	65,20	20 GIBERT, Philippe P
44	115	25,25	4,5545	76,3296	63,61	273 MARTINEZ-DE-LAS-HERAS, Maria M
45	118	26,15	4,5124	75,6252	63,02	445 MEUNIER, GERARD G
46	118	26,62	4,4328	74,2900	61,91	433 DESAUGERE, Jean-francois J

OPEN -- Overall Stage Results
CHAMPIONNAT DE FRANCE HANDGUN 2014

Printed mai 26, 2014 at 8:23




Stage 1 -- STAGE 01

	PTS	TIME	HIT FACTOR	STAGE POINTS	STAGE PERCENT	COMPETITOR # Name
47	107	24,26	4,4106	73,9179	61,60	421 LAUREMBOURLE, JACQUES J
48	118	26,92	4,3834	73,4621	61,22	435 GRANDGERARD, Hervé
49	111	25,62	4,3326	72,6106	60,51	138 AIELLO, Jean J
50	117	27,05	4,3253	72,4895	60,41	85 DEVILLE, Pauline P
51	115	26,59	4,3249	72,4830	60,40	254 CABLE, Nathalie N
52	116	27,08	4,2836	71,7903	59,83	102 GRASSO, Bruno B
53	104	24,37	4,2675	71,5211	59,60	374 MABILAIS, Gregory G
54	116	27,32	4,2460	71,1597	59,30	297 HAZAN, Albert A
55	119	28,13	4,2304	70,8979	59,08	73 PETTENATI, Simonetta S
56	114	27,25	4,1835	70,1124	58,43	428 MILLOT, PATRICK P
57	101	24,60	4,1057	68,8086	57,34	376 VERDON, James J
58	117	28,60	4,0909	68,5609	57,13	78 AGRINIER, Didier D
59	112	27,45	4,0801	68,3805	56,98	205 SALLET, Gauthier G
60	118	29,16	4,0466	67,8189	56,52	424 ASTORG, GERARD G
61	118	29,19	4,0425	67,7492	56,46	237 BUFFARD, Francois F
62	97	24,04	4,0349	67,6229	56,35	151 ZANARDI, Annamaria A
63	115	28,77	3,9972	66,9907	55,83	330 PERNIGOTTI, Gerolamo G
64	114	28,56	3,9916	66,8965	55,75	369 GATEAU, Phippe
65	115	28,91	3,9779	66,6663	55,56	446 PITOT-AIMARETTI, Robert R
66	96	28,01	3,4273	57,4400	47,87	111 DEMANGEOT, Laurent L
67	120	35,66	3,3651	56,3970	47,00	441 LASBLEIS, MICHEL M
68	98	29,51	3,3209	55,6562	46,38	257 GIL-JIMENEZ, Pierre P
69	105	32,30	3,2508	54,4808	45,40	158 HELAIEM, Stephane
70	120	38,05	3,1537	52,8546	44,05	383 CONNOUE, Gerard
71	86	28,08	3,0627	51,3284	42,77	399 MARCAND, Mickael M
72	118	39,27	3,0048	50,3591	41,97	432 WOLAN, Joseph J
73	103	35,01	2,9420	49,3062	41,09	364 BOVIN, Loic L
74	98	33,33	2,9403	49,2773	41,06	129 PANE, Bernard B
75	109	38,05	2,8647	48,0096	40,01	356 MARTIN, Olivia O
76	116	40,92	2,8348	47,5093	39,59	436 SAUTOUR, JACQUES J
77	117	43,43	2,6940	45,1494	37,62	59 ETOURNEAU, Helene H
78	103	40,77	2,5264	42,3402	35,28	148 NOWAK, Hubert
79	97	39,77	2,4390	40,8764	34,06	333 SAARBACH, Stafford S
80	116	47,93	2,4202	40,5608	33,80	240 CHARPENTIER, Bernard
81	102	42,46	2,4023	40,2603	33,55	393 DELDO, Nicolas
82	99	43,40	2,2811	38,2298	31,86	291 CERVELLO, Richard R
83	101	65,80	1,5350	25,7248	21,44	149 RIEDI, Serenella S

STANDARD -- Overall Stage Results
CHAMPIONNAT DE FRANCE HANDGUN 2014

Printed mai 26, 2014 at 8:23



Stage 1 -- STAGE 01

	PTS	TIME	HIT FACTOR	STAGE POINTS	STAGE PERCENT	COMPETITOR # Name
1	117	17,36	6,7396	120,0000	100,00	51 POIRET, Jerome
2	119	17,93	6,6369	118,1712	98,48	47 JAIME-DIAZ, Juan-Carlos
3	119	19,14	6,2173	110,7006	92,25	404 SILVA, Manuel M
4	116	18,66	6,2165	110,6857	92,24	49 MIDGLEY, GREGORY G
5	120	19,90	6,0302	107,3676	89,47	321 SAUDEMONT, Tom T
6	113	19,38	5,8308	103,8173	86,51	284 GUILLAUME, Bertrand B
7	116	20,01	5,7971	103,2181	86,02	340 FERRERO-POZA, Carlos
8	114	20,09	5,6745	101,0346	84,20	45 DA-ROS, Philippe P
9	115	20,45	5,6235	100,1266	83,44	392 COSTA, Luis L
10	117	21,03	5,5635	99,0585	82,55	44 CUTAYA, Christian C
11	113	20,63	5,4775	97,5269	81,27	43 COLOMBINI, Jean Pierre J
12	114	20,99	5,4312	96,7025	80,59	50 PESCE, Fabrizio F
13	118	21,73	5,4303	96,6869	80,57	459 GUBIN, YLIA Y
14	112	21,86	5,1235	91,2248	76,02	296 GUINTOLI, Gilles G
15	113	22,13	5,1062	90,9164	75,76	403 SAMPAIO, Mauricio M
16	117	23,13	5,0584	90,0648	75,05	53 ZOLLA, Luca
17	107	21,21	5,0448	89,8231	74,85	168 BROSCHE, Hampi
18	116	23,01	5,0413	89,7607	74,80	457 LOPUNOV, SERGEY S
19	117	23,39	5,0021	89,0637	74,22	175 RACLOT, Gerard G
20	115	23,23	4,9505	88,1442	73,45	260 LAMY, Jean-Michel
21	116	23,67	4,9007	87,2579	72,71	97 CLOT, Jean-marc J
22	112	22,92	4,8866	87,0059	72,50	108 BACH, Lucas L
23	118	24,21	4,8740	86,7825	72,32	408 FELT, OLIVIER O
24	112	23,22	4,8234	85,8818	71,57	279 CARTIER, Serge S
25	94	19,98	4,7047	83,7679	69,81	227 FLEISCHER, ALEXANDER A
26	102	21,74	4,6918	83,5383	69,62	271 IBANEZ, Gorka G
27	117	25,12	4,6576	82,9299	69,11	82 CARRIER, Philippe P
28	114	24,84	4,5894	81,7144	68,10	137 VANDAL, Olivier O
29	115	25,17	4,5689	81,3504	67,79	147 MACHET, Christophe C
30	109	23,97	4,5474	80,9662	67,47	217 LEVIS, Luca L
31	101	22,31	4,5271	80,6059	67,17	80 BEAUNIER, François F
32	112	24,86	4,5052	80,2162	66,85	306 WAVRANT, Xavier X
33	114	25,33	4,5006	80,1336	66,78	304 SENDOU, Frederic F
34	116	25,81	4,4944	80,0230	66,69	121 TRUONG-VINH-TONG, Andre
35	111	24,92	4,4543	79,3086	66,09	303 ROTON, Patrick P
36	117	26,58	4,4018	78,3747	65,31	418 WEBER, DIDIER D
37	103	23,42	4,3980	78,3061	65,26	48 MARCHAL, Florian F
38	115	26,32	4,3693	77,7960	64,83	261 PROMIS, Stephan S
39	110	25,25	4,3564	77,5669	64,64	101 GOLI, GERARD G
40	118	27,10	4,3542	77,5278	64,61	248 NATALIZIO, Silvain S
41	119	27,36	4,3494	77,4419	64,53	214 FONTAINE, Frederic F
42	94	21,90	4,2922	76,4238	63,69	115 LAPEYRE, Franck F
43	116	27,35	4,2413	75,5172	62,93	37 NESTOLAT, Vincent V
44	119	28,22	4,2169	75,0819	62,57	33 MARTIN-PRIVAT, Pierre P
45	110	26,09	4,2162	75,0695	62,56	363 VANDENABEELLE, Christian C
46	114	27,12	4,2035	74,8446	62,37	390 PEPY, Pascal P

STANDARD -- Overall Stage Results

CHAMPIONNAT DE FRANCE HANDGUN 2014

Printed mai 26, 2014 at 8:23



Stage 1 -- STAGE 01

	PTS	TIME	HIT FACTOR	STAGE POINTS	STAGE PERCENT	COMPETITOR # Name
47	118	28,60	4,1259	73,4617	61,22	443 GOY, PHILIPPE P
48	120	29,13	4,1195	73,3476	61,12	242 COQUELLE, Philippe P
49	114	27,69	4,1170	73,3039	61,09	417 WEBER, MATTHIAS M
50	113	27,73	4,0750	72,5561	60,46	293 DIEU, Steeve S
51	113	27,75	4,0721	72,5038	60,42	109 BISIQU, Stéphane S
52	109	26,83	4,0626	72,3354	60,28	172 MOURGUES, Jacques J
53	114	28,21	4,0411	71,9527	59,96	221 ROSSIGNOL, Bernard B
54	116	29,54	3,9269	69,9186	58,27	110 DAGORNO, Paul P
55	113	28,92	3,9073	69,5705	57,98	409 FONDER, Anne-valérie
56	114	29,26	3,8961	69,3706	57,81	38 PERROT, Manuela M
57	114	29,33	3,8868	69,2051	57,67	215 GUASTELLA, Vincenzo V
58	102	26,27	3,8828	69,1330	57,61	255 CABLE, Xavier X
59	113	29,14	3,8778	69,0453	57,54	377 WERBROUCK, Florent F
60	114	29,61	3,8501	68,5507	57,13	250 OTERO, MARK M
61	104	28,69	3,6250	64,5428	53,79	442 BELLON-ESBELIN, Yann Y
62	114	31,50	3,6190	64,4376	53,70	320 PORREYE, Xavier
63	112	31,42	3,5646	63,4683	52,89	127 HOCQUET, Serge
64	118	34,20	3,4503	61,4329	51,19	249 NERI, Christian C
65	120	37,71	3,1822	56,6591	47,22	68 FORMENTO, Federico-Maria
66	114	36,49	3,1241	55,6258	46,35	262 RAOUL, Catherine C
67	89	29,15	3,0532	54,3621	45,30	244 EDO, Damia D
68	98	32,27	3,0369	54,0720	45,06	114 JOACHIM, Eric E
69	120	40,01	2,9992	53,4020	44,50	266 BUSSY, Isabelle I
70	112	38,34	2,9212	52,0129	43,34	423 TREUSSARD, FRANCOIS F
71	116	40,05	2,8964	51,5704	42,98	246 KOCH, Pascal P
72	120	42,51	2,8229	50,2615	41,88	209 TRUONG, Phung P
73	70	26,50	2,6415	47,0324	39,19	41 WURSTER, Sabine S
74	114	43,59	2,6153	46,5654	38,80	264 BLONDIAUX, SOPHIE S
75	118	45,59	2,5883	46,0848	38,40	381 CAMUGLI, JEAN-PIERRE J
76	76	29,86	2,5452	45,3178	37,76	425 BERTRAND, Elian E
77	81	35,10	2,3077	41,0888	34,24	66 CABONA, Carolina
78	81	37,62	2,1531	38,3364	31,95	252 BIZOUARN, Mireille M
79	55	25,75	2,1359	38,0304	31,69	212 DESTREBECK, Marian M
80	110	51,90	2,1195	37,7373	31,45	263 RAOUL, Eric E
81	107	51,34	2,0841	37,1085	30,92	334 BARILLARI, Giampaolo G
82	88	44,36	1,9838	35,3213	29,43	268 GOUTTEBESSIS, Francis F
83	107	56,21	1,9036	33,8934	28,24	358 MEUNIER, ALAIN A

PRODUCTION -- Overall Stage Results**CHAMPIONNAT DE FRANCE HANDGUN 2014**


Printed mai 26, 2014 at 8:23

**Stage 1 -- STAGE 01**

	PTS	TIME	HIT FACTOR	STAGE POINTS	STAGE PERCENT	COMPETITOR # Name
1	114	17,43	6,5404	120,0000	100,00	6 GRAUFFEL, Eric
2	112	18,66	6,0021	110,1236	91,77	396 JOAO, Manuel
3	108	18,20	5,9341	108,8745	90,73	15 ZAPLETAL, Miroslav M
4	114	19,23	5,9282	108,7676	90,64	7 GUICHARD, Louis L
5	110	18,68	5,8887	108,0413	90,03	4 CARRIE, Stéphane S
6	118	20,06	5,8824	107,9257	89,94	81 BEDROSSIAN, Marc
7	116	20,32	5,7087	104,7389	87,28	347 SALINAS-LAGUNA, Vicente V
8	118	20,83	5,6649	103,9361	86,61	89 MEICHTRY, Markus M
9	108	19,18	5,6309	103,3116	86,09	96 CLAIRE, Olivier O
10	116	20,61	5,6283	103,2651	86,05	9 LAVERGNE, Mathieu M
11	112	20,15	5,5583	101,9804	84,98	401 RAMOS, Miguel
12	112	20,21	5,5418	101,6777	84,73	394 DENOYELLES, Morgan M
13	110	19,89	5,5304	101,4686	84,56	11 RIBAS, Guga
14	104	18,93	5,4939	100,7991	84,00	150 SCHRANER, Remo R
15	116	21,14	5,4872	100,6762	83,90	153 BECRET, Jean-guy J
16	112	20,42	5,4848	100,6320	83,86	343 JUHEL, Julien J
17	118	21,65	5,4503	99,9995	83,33	94 BURKHALTER, Christine C
18	118	21,67	5,4453	99,9072	83,26	238 BUSSER, Alain A
19	120	22,24	5,3957	98,9966	82,50	407 FELT, BAPTISTE B
20	112	20,86	5,3691	98,5094	82,09	170 GARCIA, Frank F
21	116	21,71	5,3432	98,0329	81,69	406 DAGUENEL, LAETITIA L
22	114	21,34	5,3421	98,0131	81,68	410 GUSHIN, MICKAIL M
23	116	21,72	5,3407	97,9878	81,66	1 AMARO, Dominique D
24	120	22,65	5,2980	97,2046	81,00	405 BURGADA, LAURENT L
25	116	22,09	5,2512	96,3465	80,29	8 HELLER, Peter P
26	110	20,99	5,2406	96,1511	80,13	12 SAGON, Aurélien A
27	110	21,08	5,2182	95,7405	79,78	398 LERETRIF, Nicolas N
28	110	21,14	5,2034	95,4688	79,56	359 NASSO, Michel M
29	112	21,58	5,1900	95,2227	79,35	5 GOUGIS, Christophe C
30	112	21,58	5,1900	95,2227	79,35	213 DONOFRIO, Ciriaco C
31	116	22,47	5,1624	94,7172	78,93	241 CLIN, Robert R
32	108	21,09	5,1209	93,9552	78,30	145 JOSI, Oliver O
33	112	22,04	5,0817	93,2353	77,70	65 BORRALLO, JUAN J
34	108	21,30	5,0704	93,0289	77,52	411 GUSHINA, MARIA M
35	91	18,05	5,0416	92,4992	77,08	314 DONOT, Marc M
36	116	23,02	5,0391	92,4541	77,05	251 BERGAMASCO, Nicolas N
37	99	19,77	5,0076	91,8760	76,56	397 JORGE, Paulo P
38	110	22,64	4,8587	89,1436	74,29	231 PICARD, Nicolas N
39	120	24,75	4,8485	88,9569	74,13	216 GUILMART, Nicolas N
40	106	21,93	4,8336	88,6831	73,90	2 BACULARD, Patrick
41	110	23,04	4,7743	87,5959	73,00	307 BALLIERE, Guillaume G
42	110	23,12	4,7578	87,2928	72,74	204 PITTIER, Alain A
43	114	24,28	4,6952	86,1450	71,79	3 BURGADA, Luc L
44	112	23,87	4,6921	86,0874	71,74	40 WILLMES, Siegfried S
45	114	24,48	4,6569	85,4412	71,20	233 RAPHOZ, Dominic D
46	112	24,30	4,6091	84,5640	70,47	210 ARMENDARIZ, Sebastien S

PRODUCTION -- Overall Stage Results
CHAMPIONNAT DE FRANCE HANDGUN 2014

Printed mai 26, 2014 at 8:23



Stage 1 -- STAGE 01

	PTS	TIME	HIT FACTOR	STAGE POINTS	STAGE PERCENT	COMPETITOR # Name
47	118	25,77	4,5790	84,0120	70,01	200 MARYE, Christophe C
48	114	25,13	4,5364	83,2312	69,36	178 VACHER, Benoit B
49	116	25,67	4,5189	82,9098	69,09	267 CROUZET, Stephane S
50	116	25,68	4,5171	82,8775	69,06	167 BOUCAUT, Jean Louis J
51	118	26,15	4,5124	82,7912	68,99	54 CANTOS, Francisco F
52	108	24,04	4,4925	82,4258	68,69	194 VALANCE, Thomas T
53	116	25,85	4,4874	82,3325	68,61	350 BOHAIN, JEAN-LUC J
54	116	25,85	4,4874	82,3325	68,61	163 SANCEAU, Thierry T
55	94	21,06	4,4634	81,8923	68,24	162 PEREZ, Guillaume G
56	108	24,21	4,4610	81,8470	68,21	416 NYCZ, MARGAUX M
57	112	25,19	4,4462	81,5762	67,98	161 MOURICE, Benoit B
58	101	22,84	4,4221	81,1333	67,61	154 BOITTEAUX, Bertrand
59	94	21,47	4,3782	80,3285	66,94	317 GHJISELINK, Maxime M
60	102	23,30	4,3777	80,3190	66,93	269 GUTIERREZ, Jorge J
61	97	22,21	4,3674	80,1303	66,78	351 GAL, Didier D
62	110	25,34	4,3410	79,6452	66,37	289 TRANCA, Germano G
63	106	24,61	4,3072	79,0256	65,85	287 RIOU, Sylvain
64	110	25,58	4,3002	78,8980	65,75	196 CHERNOGOROV, Alexander A
65	110	25,71	4,2785	78,4991	65,42	199 MARYE, Georges G
66	110	25,87	4,2520	78,0135	65,01	222 WELTER, Tony T
67	99	23,33	4,2435	77,8564	64,88	75 ROI, Harel H
68	112	26,61	4,2089	77,2230	64,35	116 MOINE, Christian C
69	108	25,67	4,2072	77,1919	64,33	183 HAUSER, Lionel L
70	104	24,73	4,2054	77,1584	64,30	155 CALLE, Xavier X
71	118	28,11	4,1978	77,0185	64,18	386 LAMISCARRE, Joel J
72	112	26,99	4,1497	76,1358	63,45	368 DUJARDIN, Yves Y
73	108	26,04	4,1475	76,0951	63,41	124 BELLOT, Mathieu M
74	95	22,95	4,1394	75,9477	63,29	83 CASSIGNAC, Jean-paul J
75	112	27,24	4,1116	75,4370	62,86	164 TEISSIER, Philippe P
76	114	27,79	4,1022	75,2645	62,72	112 EVESQUE, Michel M
77	108	26,42	4,0878	75,0006	62,50	318 GRANDE, Freddy F
78	120	29,43	4,0775	74,8109	62,34	384 DALLEAU, Eric E
79	114	28,22	4,0397	74,1176	61,76	179 BAUSCH, Pierre P
80	98	24,39	4,0180	73,7205	61,43	55 CORNUT, Pierre P
81	110	27,41	4,0131	73,6304	61,36	201 MATTER, Sebastien S
82	114	28,44	4,0084	73,5443	61,29	458 ALIANI, FEDERICO F
83	101	25,36	3,9827	73,0712	60,89	188 MEUNIER, Pierre P
84	108	27,27	3,9604	72,6628	60,55	197 JEANJEAN, Jerome J
85	95	24,10	3,9419	72,3237	60,27	131 POUJOL, Marc M
86	104	26,44	3,9334	72,1682	60,14	299 LEGAL, Eric E
87	96	24,50	3,9184	71,8917	59,91	348 VERLINDE, Camille C
88	104	26,55	3,9171	71,8692	59,89	367 CHAUME, Thierry T
89	110	28,47	3,8637	70,8890	59,07	182 EAP, Christophe C
90	112	29,02	3,8594	70,8100	59,01	335 CANEPA, Carlo C
91	112	29,03	3,8581	70,7856	58,99	259 JOURDE, Philippe P
92	95	24,64	3,8555	70,7386	58,95	74 RODRIGUEZ-PINTOR, JUAN J

PRODUCTION -- Overall Stage Results
CHAMPIONNAT DE FRANCE HANDGUN 2014

Printed mai 26, 2014 at 8:23



Stage 1 -- STAGE 01

	PTS	TIME	HIT FACTOR	STAGE POINTS	STAGE PERCENT	COMPETITOR # Name
93	112	29,10	3,8488	70,6153	58,85	346 MONTALE, Andrea A
94	118	30,68	3,8462	70,5668	58,81	125 DEMARET, Christian C
95	108	28,17	3,8339	70,3414	58,62	223 WOHLNER, Jean-philippe J
96	106	27,71	3,8253	70,1848	58,49	332 RUINI, Claudio C
97	97	25,46	3,8099	69,9016	58,25	229 GILANT, Christophe C
98	120	31,54	3,8047	69,8061	58,17	122 ARTAL, Audrey A
99	114	30,07	3,7912	69,5577	57,96	276 BOUTIN, Herve H
100	116	30,69	3,7797	69,3482	57,79	353 HUMILIER, Nicolas N
101	110	29,21	3,7658	69,0931	57,58	277 CARDOEN, Vincent V
102	100	26,56	3,7651	69,0789	57,57	92 WALDMANN, Daniel D
103	85	22,64	3,7544	68,8837	57,40	160 MARTORELL, Damien D
104	120	32,04	3,7453	68,7167	57,26	456 MAZY, LAURENT L
105	108	28,87	3,7409	68,6358	57,20	357 MELISSA, Aurelie A
106	97	26,02	3,7279	68,3972	57,00	308 BROCHARD, Pierre P
107	116	31,17	3,7215	68,2802	56,90	371 LAPP, Pascal P
108	118	31,71	3,7212	68,2747	56,90	387 MONTURY, ROBERT R
109	114	30,76	3,7061	67,9974	56,66	191 PREDOVICH, Dan D
110	110	29,70	3,7037	67,9532	56,63	88 LATREILLE, Philippe P
111	106	28,78	3,6831	67,5754	56,31	329 OBERTI, Claudio C
112	116	31,55	3,6767	67,4578	56,21	198 JOUY, Jean-claude
113	106	28,91	3,6666	67,2716	56,06	373 LOUVIER, Sebastien S
114	104	28,41	3,6607	67,1639	55,97	134 SIMSON, James J
115	101	27,61	3,6581	67,1164	55,93	243 COUPE, Laurent L
116	100	27,49	3,6377	66,7420	55,62	352 GUILHOT, Patrick P
117	114	31,63	3,6042	66,1271	55,11	309 CAUDRELIER, Christian C
118	120	33,40	3,5928	65,9187	54,93	130 PAYRAULT, Christian C
119	116	32,41	3,5791	65,6678	54,72	385 FIGOLI, Sergio S
120	102	28,53	3,5752	65,5952	54,66	86 FRICKER, Claudia C
121	106	29,81	3,5559	65,2406	54,37	135 SOUL, Emmanuel E
122	114	32,27	3,5327	64,8156	54,01	275 BOUTIN, Julie J
123	108	30,61	3,5283	64,7343	53,95	173 PHELPS, MIKAYLA M
124	106	30,06	3,5263	64,6980	53,91	316 GERARD, Emmanuel E
125	104	29,54	3,5206	64,5947	53,83	391 BESSA, Ana A
126	103	29,29	3,5166	64,5196	53,77	106 ORLANDINI, Alberto A
127	108	30,79	3,5076	64,3558	53,63	280 DA-COSTA-LEIRAS, Rsaël R
128	120	34,27	3,5016	64,2452	53,54	165 ALEXANDRE, Jean Marc J
129	112	32,04	3,4956	64,1356	53,45	415 NOUET, CHARLOTTE C
130	112	32,16	3,4826	63,8963	53,25	118 PRIBILINCOVA, HANA H
131	110	31,68	3,4722	63,7061	53,09	315 DURO, Jeremie J
132	116	33,47	3,4658	63,5881	52,99	452 CARRACEDO-GUERRA, MARIA M
133	97	28,07	3,4556	63,4020	52,84	339 FEDERICI, Giulia G
134	118	34,26	3,4443	63,1929	52,66	119 SARIK, Raido R
135	116	33,86	3,4259	62,8557	52,38	447 GIBNEY, Jim J
136	116	33,89	3,4228	62,8001	52,33	265 BUSSY, Laurent L
137	116	34,10	3,4018	62,4134	52,01	395 DENOYELLES, Marie-Claude M
138	114	33,62	3,3908	62,2130	51,84	429 FREDEZ, JEAN-MAURICE J

PRODUCTION -- Overall Stage Results**CHAMPIONNAT DE FRANCE HANDGUN 2014**

Printed mai 26, 2014 at 8:23

**Stage 1 -- STAGE 01**

	PTS	TIME	HIT FACTOR	STAGE POINTS	STAGE PERCENT	COMPETITOR # Name
139	112	33,68	3,3254	61,0126	50,84	142 CORTEZ, Carl C
140	110	33,20	3,3133	60,7895	50,66	187 JONDREVILLE, Dominique D
141	104	31,70	3,2808	60,1933	50,16	146 JOSI, Maggie M
142	104	31,81	3,2694	59,9851	49,99	278 CARDOT, Thierry T
143	99	30,31	3,2662	59,9271	49,94	283 FERNANDES, Olivier O
144	89	27,69	3,2142	58,9713	49,14	285 POLO, Bruno B
145	102	31,76	3,2116	58,9242	49,10	370 GRAUFFEL, Gerard G
146	114	35,82	3,1826	58,3920	48,66	79 AGRINIER, Pascal P
147	108	34,26	3,1524	57,8376	48,20	107 VERITE, Isabelle I
148	94	29,82	3,1522	57,8354	48,20	426 BEZOT, Patrick P
149	91	29,40	3,0952	56,7895	47,32	152 ARENA, Gyl G
150	104	33,96	3,0624	56,1875	46,82	235 ROSSI, Benvenuto B
151	79	26,26	3,0084	55,1958	46,00	177 UJEVIC, Christophe C
152	100	33,50	2,9851	54,7683	45,64	239 BUSSER, Celine C
153	110	36,94	2,9778	54,6348	45,53	128 LESAINE, Claudine C
154	106	35,60	2,9775	54,6298	45,52	193 THOMAS, Jean-luc J
155	110	37,13	2,9626	54,3553	45,30	141 BRULTEY, Pascal P
156	110	37,41	2,9404	53,9484	44,96	230 PASERO, Damien D
157	106	36,33	2,9177	53,5321	44,61	292 CHICA, Christian C
158	120	41,30	2,9056	53,3095	44,42	224 BRIDE, Martial M
159	116	40,07	2,8949	53,1144	44,26	338 DUCHESNE, Frédéric F
160	103	36,26	2,8406	52,1175	43,43	305 STEVE, Peter P
161	106	37,48	2,8282	51,8896	43,24	220 PLAIT, Antoine A
162	110	39,36	2,7947	51,2757	42,73	272 MALLET, Nicolas N
163	108	39,40	2,7411	50,2923	41,91	365 BUFFIN, Dominique D
164	75	27,48	2,7293	50,0747	41,73	105 NEUMANN, Julien J
165	87	32,16	2,7052	49,6337	41,36	322 BADI, Desiree
166	114	42,55	2,6792	49,1563	40,96	382 CHRAPKIEWICZ, Olivier O
167	90	33,79	2,6635	48,8684	40,72	195 BRUNO, Alfonsino
168	110	41,46	2,6532	48,6785	40,57	180 CLAVEL, Victorien V
169	72	27,65	2,6040	47,7761	39,81	207 SANTERRE, Sebastien S
170	82	31,82	2,5770	47,2811	39,40	349 BALANDRAUX, Yves
171	120	46,68	2,5707	47,1655	39,30	439 DE-RONGE, Charles
172	72	28,97	2,4853	45,5993	38,00	360 PLANO, Olivier O
173	80	36,69	2,1804	40,0052	33,34	366 CALVAT, Jean J
174	72	33,67	2,1384	39,2341	32,70	461 FOURNIER, ALEXANDRE A
175	78	38,18	2,0430	37,4828	31,24	228 FOURNIER, Anne A
176	120	63,39	1,8930	34,7324	28,94	400 MERLIER, Andre A
177	116	62,96	1,8424	33,8039	28,17	67 COLLIN, Anne A
178	62	33,77	1,8359	33,6848	28,07	190 PHELPS, David D
179	71	40,15	1,7684	32,4449	27,04	331 REPLICA, Giorgio G
180	60	36,80	1,6304	29,9142	24,93	286 PRIEUR, Perrine P
181	32	22,40	1,4286	26,2105	21,84	120 SIMONIN, Thierry T
182	53	41,11	1,2892	23,6539	19,71	113 FRICOU, ERIC E
183	0	0,00	0,0000	0,0000	0,00	361 POULAIN, Renaud R
184	0	35,62	0,0000	0,0000	0,00	388 MUNIER, Philippe P

PRODUCTION -- Overall Stage Results
CHAMPIONNAT DE FRANCE HANDGUN 2014

Printed mai 26, 2014 at 8:23



Stage 1 -- STAGE 01

PTS	TIME	HIT FACTOR	STAGE POINTS	STAGE PERCENT	COMPETITOR # Name
185	0	19,98	0,0000	0,00	281 DHELIN, Herve H

CLASSIC -- Overall Stage Results
CHAMPIONNAT DE FRANCE HANDGUN 2014

Printed mai 26, 2014 at 8:23



Stage 1 -- STAGE 01

	PTS	TIME	HIT FACTOR	STAGE POINTS	STAGE PERCENT	COMPETITOR # Name
1	119	19,97	5,9589	120,0000	100,00	29 BOIT, Julien
2	114	20,42	5,5828	112,4246	93,69	31 HOBDELL, Angus A
3	112	20,97	5,3410	107,5553	89,63	32 KUMMER, Patrick P
4	112	21,24	5,2731	106,1881	88,49	39 PERROT, Laurent L
5	116	22,16	5,2347	105,4145	87,85	344 LES-ORTIZ, Jabier
6	102	20,04	5,0898	102,4978	85,41	27 ALTUNA, Denis D
7	120	24,11	4,9772	100,2297	83,52	36 NESTOLAT, Michel M
8	117	24,08	4,8588	97,8457	81,54	64 BERRETTA, Maurizio M
9	106	22,11	4,7942	96,5449	80,45	34 MELEY, Philippe P
10	108	23,15	4,6652	93,9475	78,29	232 PICHENOT, Christophe C
11	104	22,72	4,5775	92,1801	76,82	30 GERARD, Joël J
12	116	27,09	4,2820	86,2306	71,86	126 HAPIAK, Pierre-françois P
13	110	26,25	4,1905	84,3870	70,32	57 ESPILEZ-ELIPE, Jose-Luis
14	112	27,18	4,1207	82,9814	69,15	448 LAMOUREUX, NICOLAS N
15	114	29,92	3,8102	76,7283	63,94	136 TERKI, Sébastien S
16	111	30,05	3,6938	74,3859	61,99	133 SENCE, Jean-marc J
17	116	31,71	3,6582	73,6672	61,39	455 SANCHEZ-LUMBRERAS, JOSE-A J
18	120	34,66	3,4622	69,7212	58,10	437 SENDELIN, PHILIPPE P
19	118	34,55	3,4153	68,7775	57,31	362 SANGUINETTI, Rodolphe R
20	102	29,87	3,4148	68,7665	57,31	247 LANET, Luc L
21	87	27,03	3,2186	64,8165	54,01	99 DAZZI, GEORGES G
22	108	36,41	2,9662	59,7331	49,78	326 FAVETO, Pierluigi P
23	115	39,39	2,9195	58,7928	48,99	274 MASSAGUER-SALGADO, Enrique E
24	61	25,43	2,3987	48,3054	40,25	95 CHABOT, Romain R
25	59	38,40	1,5365	30,9409	25,78	440 GOUSSE, Jean-René

REVOLVER -- Overall Stage Results
CHAMPIONNAT DE FRANCE HANDGUN 2014

Printed mai 26, 2014 at 8:23



Stage 1 -- STAGE 01

	PTS	TIME	HIT FACTOR	STAGE POINTS	STAGE PERCENT	COMPETITOR # Name
1	118	25,77	4,5790	120,0000	100,00	430 ITANI, MARWAN M
2	118	28,65	4,1187	107,9372	89,95	143 DECARPIGNIES, Pascal P
3	115	29,41	3,9102	102,4747	85,40	203 PHOTION, David D
4	119	31,71	3,7528	98,3477	81,96	91 SCHMOCKER, Ernst E
5	114	32,32	3,5272	92,4373	77,03	62 SCHEKIN, Oleg O
6	120	36,74	3,2662	85,5965	71,33	427 MACIOCI, PATRICK P
7	117	37,43	3,1258	81,9181	68,27	450 TOURNIER, PASCAL P
8	119	44,72	2,6610	69,7363	58,11	192 SIMON, Bernard B
9	98	43,00	2,2791	59,7271	49,77	419 BIZET, MATHIAS M
10	118	55,08	2,1423	56,1438	46,79	431 TRAVERS, SANDRINE S
11	112	63,54	1,7627	46,1939	38,49	460 DESROCHES, JOCELYNE J

OPEN -- Overall Stage Results
CHAMPIONNAT DE FRANCE HANDGUN 2014

Printed mai 26, 2014 at 8:23



Stage 2 -- STAGE 02

	PTS	TIME	HIT FACTOR	STAGE POINTS	STAGE PERCENT	COMPETITOR # Name
1	58	13,06	4,4410	60,0000	100,00	22 OBRIOT, Emile E
2	59	13,61	4,3350	58,5680	97,61	25 SZAKACS, Alex A
3	57	13,25	4,3019	58,1200	96,87	18 DRUMMOND, Bill B
4	60	14,17	4,2343	57,2068	95,34	17 DEVILLE, Remy
5	58	13,70	4,2336	57,1971	95,33	21 OBRIOT, Thierry
6	60	14,36	4,1783	56,4499	94,08	58 ESPILEZ-URBON, Ivan I
7	59	15,12	3,9021	52,7190	87,86	19 EGRET, Sebastien S
8	59	15,42	3,8262	51,6933	86,16	104 MEIER, Dominic
9	57	15,00	3,8000	51,3393	85,57	144 HAAS, Peter P
10	58	15,34	3,7810	51,0821	85,14	26 TARRADE, Alain A
11	59	16,04	3,6783	49,6952	82,83	77 TODARO, Giuseppe G
12	59	16,30	3,6196	48,9025	81,50	166 BETSCHART, Bruno B
13	59	16,42	3,5932	48,5451	80,91	336 CASTRILLO, ALBERTO A
14	54	15,15	3,5644	48,1557	80,26	140 BELLONI, Francois F
15	57	16,10	3,5404	47,8317	79,72	355 MARTIN, Patrice P
16	53	15,06	3,5193	47,5464	79,24	234 RENAUD, Patrick P
17	59	16,98	3,4747	46,9441	78,24	176 SCHNEIDER, Patrik P
18	60	17,28	3,4722	46,9109	78,18	319 PESTIAUX, Thierry T
19	60	17,43	3,4423	46,5072	77,51	20 GIBERT, Philippe P
20	59	17,77	3,3202	44,8571	74,76	42 CANETTA, Irene I
21	60	18,16	3,3040	44,6377	74,40	189 MONTARGOT, Renaud R
22	57	17,46	3,2646	44,1059	73,51	90 OGANESSIAN, Sarkis S
23	58	17,83	3,2529	43,9484	73,25	345 MALANDA-RUIZ, Rakel R
24	58	18,18	3,1903	43,1023	71,84	342 HORACI, BERNABE-PARDO B
25	56	17,56	3,1891	43,0854	71,81	102 GRASSO, Bruno B
26	60	18,98	3,1612	42,7092	71,18	253 BIZOUARN, Eric E
27	58	18,77	3,0900	41,7475	69,58	60 PENALVA-PASQUET, Pierre-jean P
28	50	16,25	3,0769	41,5703	69,28	258 GIL-JIMENEZ, Mikael M
29	55	17,90	3,0726	41,5122	69,19	301 PELLEGRINI, Jean-François J
30	57	18,59	3,0662	41,4249	69,04	138 AIELLO, Jean J
31	54	17,70	3,0508	41,2180	68,70	151 ZANARDI, Annamaria A
32	58	19,06	3,0430	41,1123	68,52	444 HUET, MICHEL M
33	53	17,61	3,0097	40,6615	67,77	84 DEVILLE, Jacques
34	60	20,10	2,9851	40,3294	67,22	103 LELEU, CHRISTIAN C
35	58	19,66	2,9502	39,8576	66,43	93 BALES, Daniel
36	59	20,11	2,9339	39,6375	66,06	73 PETTENATI, Simonetta S
37	55	18,89	2,9116	39,3366	65,56	87 GOUGIS, Rémi R
38	58	20,05	2,8928	39,0823	65,14	254 CABLE, Nathalie N
39	54	18,88	2,8602	38,6419	64,40	98 CZYKAJLO, JEROME J
40	58	20,28	2,8600	38,6391	64,40	424 ASTORG, GERARD G
41	58	20,37	2,8473	38,4683	64,11	421 LAUREMBOURLE, JACQUES J
42	58	20,48	2,8320	38,2617	63,77	257 GIL-JIMENEZ, Pierre P
43	56	19,80	2,8283	38,2111	63,69	139 BELLONI, Philippe P
44	59	21,31	2,7687	37,4055	62,34	85 DEVILLE, Pauline P
45	59	21,54	2,7391	37,0061	61,68	376 VERDON, James J
46	60	22,01	2,7260	36,8297	61,38	445 MEUNIER, GERARD G

OPEN -- Overall Stage Results
CHAMPIONNAT DE FRANCE HANDGUN 2014

Printed mai 26, 2014 at 8:23



Stage 2 -- STAGE 02

	PTS	TIME	HIT FACTOR	STAGE POINTS	STAGE PERCENT	COMPETITOR # Name
47	55	20,20	2,7228	36,7856	61,31	273 MARTINEZ-DE-LAS-HERAS, Maria M
48	59	21,73	2,7151	36,6825	61,14	372 LOPEZ, Christophe C
49	58	21,45	2,7040	36,5315	60,89	132 RANDAXHE, Patrick P
50	60	22,19	2,7039	36,5309	60,88	433 DESAUGERE, Jean-francois J
51	57	21,10	2,7014	36,4971	60,83	205 SALLET, Gauthier G
52	53	20,00	2,6500	35,8024	59,67	78 AGRINIER, Didier D
53	55	20,80	2,6442	35,7245	59,54	399 MARCAND, Mickael M
54	57	21,73	2,6231	35,4390	59,07	369 GATEAU, Phiippe
55	50	19,31	2,5893	34,9828	58,30	186 IOZZO, Fabrice F
56	59	22,86	2,5809	34,8692	58,12	237 BUFFARD, Francois F
57	56	21,70	2,5806	34,8654	58,11	435 GRANDGERARD, Hervé
58	46	17,85	2,5770	34,8166	58,03	226 DESAGNEAUX, Jean-Luc J
59	56	22,04	2,5408	34,3276	57,21	245 GUINCHARD, Patrick P
60	58	23,20	2,5000	33,7759	56,29	330 PERNIGOTTI, Gerolamo G
61	55	22,45	2,4499	33,0988	55,16	297 HAZAN, Albert A
62	58	24,20	2,3967	32,3802	53,97	111 DEMANGEOT, Laurent L
63	60	25,43	2,3594	31,8766	53,13	374 MABILAIS, Gregory G
64	57	25,23	2,2592	30,5228	50,87	290 BOUCHOUCHA, Marc M
65	56	25,21	2,2213	30,0111	50,02	428 MILLOT, PATRICK P
66	56	25,59	2,1884	29,5654	49,28	364 BOVIN, Loic L
67	44	20,35	2,1622	29,2116	48,69	302 RENOUX, Gilles G
68	60	28,17	2,1299	28,7760	47,96	383 CONNOUE, Gerard
69	60	28,68	2,0921	28,2643	47,11	240 CHARPENTIER, Bernard
70	60	28,92	2,0747	28,0298	46,72	291 CERVELLO, Richard R
71	59	28,83	2,0465	27,6486	46,08	441 LASBLEIS, MICHEL M
72	56	27,50	2,0364	27,5120	45,85	46 DEMANET, Jean-michel J
73	54	26,91	2,0067	27,1111	45,19	393 DELDO, Nicolas
74	53	26,54	1,9970	26,9800	44,97	158 HELAIEM, Stephane
75	60	32,43	1,8501	24,9960	41,66	432 WOLAN, Joseph J
76	47	26,54	1,7709	23,9256	39,88	333 SAARBACH, Stafford S
77	53	31,13	1,7025	23,0019	38,34	59 ETOURNEAU, Helene H
78	60	40,27	1,4899	20,1296	33,55	436 SAUTOUR, JACQUES J
79	43	30,85	1,3938	18,8313	31,39	149 RIEDI, Serenella S
80	29	25,01	1,1595	15,6657	26,11	129 PANE, Bernard B
81	37	35,51	1,0420	14,0772	23,46	356 MARTIN, Olivia O
82	60	62,31	0,9629	13,0095	21,68	148 NOWAK, Hubert
83	33	39,15	0,8429	11,3880	18,98	446 PITOT-AIMARETTI, Robert R

STANDARD -- Overall Stage Results
CHAMPIONNAT DE FRANCE HANDGUN 2014

Printed mai 26, 2014 at 8:23



Stage 2 -- STAGE 02

	PTS	TIME	HIT FACTOR	STAGE POINTS	STAGE PERCENT	COMPETITOR # Name
1	59	15,81	3,7318	60,0000	100,00	49 MIDGLEY, GREGORY G
2	59	16,04	3,6783	59,1397	98,57	404 SILVA, Manuel M
3	58	16,25	3,5692	57,3860	95,64	321 SAUDEMONT, Tom T
4	60	17,12	3,5047	56,3480	93,91	168 BROSCHE, Hampi
5	59	17,19	3,4322	55,1833	91,97	50 PESCE, Fabrizio F
6	55	16,10	3,4161	54,9247	91,54	51 POIRET, Jerome
7	57	16,90	3,3728	54,2275	90,38	115 LAPEYRE, Franck F
8	57	17,16	3,3217	53,4058	89,01	97 CLOT, Jean-marc J
9	60	18,12	3,3113	53,2383	88,73	459 GUBIN, YLIA Y
10	56	17,25	3,2464	52,1951	86,99	392 COSTA, Luis L
11	59	18,23	3,2364	52,0351	86,73	271 IBANEZ, Gorka G
12	58	18,39	3,1539	50,7081	84,51	44 CUTAYA, Christian C
13	59	18,72	3,1517	50,6731	84,46	408 FELT, OLIVIER O
14	60	19,26	3,1153	50,0871	83,48	48 MARCHAL, Florian F
15	59	19,12	3,0858	49,6130	82,69	217 LEVIS, Luca L
16	58	18,87	3,0737	49,4182	82,36	109 BISIOU, Stéphane S
17	58	18,91	3,0672	49,3137	82,19	296 GUINTOLI, Gilles G
18	50	16,46	3,0377	48,8395	81,40	227 FLEISCHER, ALEXANDER A
19	57	18,98	3,0032	48,2847	80,47	284 GUILLAUME, Bertrand B
20	59	20,01	2,9485	47,4063	79,01	409 FONDER, Anne-valérie
21	55	19,15	2,8721	46,1769	76,96	340 FERRERO-POZA, Carlos
22	44	15,42	2,8534	45,8775	76,46	47 JAIME-DIAZ, Juan-Carlos
23	58	20,33	2,8529	45,8693	76,45	45 DA-ROS, Philippe P
24	59	20,98	2,8122	45,2145	75,36	260 LAMY, Jean-Michel
25	60	21,35	2,8103	45,1840	75,31	457 LOPUNOV, SERGEY S
26	56	20,29	2,7600	44,3749	73,96	175 RACLOT, Gerard G
27	58	21,24	2,7307	43,9041	73,17	255 CABLE, Xavier X
28	57	20,97	2,7182	43,7026	72,84	363 VANDENABEELLE, Christian C
29	56	21,01	2,6654	42,8542	71,42	82 CARRIER, Philippe P
30	60	22,61	2,6537	42,6660	71,11	221 ROSSIGNOL, Bernard B
31	59	22,44	2,6292	42,2727	70,45	443 GOY, PHILIPPE P
32	58	22,14	2,6197	42,1193	70,20	43 COLOMBINI, Jean Pierre J
33	55	21,16	2,5992	41,7906	69,65	137 VANDAL, Olivier O
34	60	23,24	2,5818	41,5094	69,18	390 PEPY, Pascal P
35	56	21,76	2,5735	41,3771	68,96	147 MACHET, Christophe C
36	58	22,63	2,5630	41,2073	68,68	53 ZOLLA, Luca
37	57	22,25	2,5618	41,1885	68,65	37 NESTOLAT, Vincent V
38	58	23,25	2,4946	40,1085	66,85	442 BELLON-ESBELIN, Yann Y
39	59	23,80	2,4790	39,8572	66,43	215 GUASTELLA, Vincenzo V
40	54	21,93	2,4624	39,5901	65,98	121 TRUONG-VINH-TONG, Andre
41	47	19,19	2,4492	39,3780	65,63	403 SAMPAIO, Mauricio M
42	57	23,49	2,4266	39,0142	65,02	127 HOCQUET, Serge
43	58	23,96	2,4207	38,9200	64,87	108 BACH, Lucas L
44	58	24,23	2,3937	38,4863	64,14	293 DIEU, Steeve S
45	59	24,84	2,3752	38,1884	63,65	68 FORMENTO, Federico-Maria
46	56	23,59	2,3739	38,1673	63,61	418 WEBER, DIDIER D

STANDARD -- Overall Stage Results
CHAMPIONNAT DE FRANCE HANDGUN 2014

Printed mai 26, 2014 at 8:24



Stage 2 -- STAGE 02

	PTS	TIME	HIT FACTOR	STAGE POINTS	STAGE PERCENT	COMPETITOR # Name
47	60	25,29	2,3725	38,1446	63,57	261 PROMIS, Stephan S
48	57	24,24	2,3515	37,8071	63,01	248 NATALIZIO, Silvain S
49	56	24,05	2,3285	37,4373	62,40	417 WEBER, MATTHIAS M
50	57	24,84	2,2947	36,8939	61,49	268 GOUTTEBESSIS, Francis F
51	58	25,31	2,2916	36,8440	61,41	101 GOLI, GERARD G
52	56	25,06	2,2346	35,9284	59,88	38 PERROT, Manuela M
53	58	26,03	2,2282	35,8249	59,71	377 WERBROUCK, Florent F
54	60	27,02	2,2206	35,7024	59,50	242 COQUELLE, Philippe P
55	50	23,36	2,1404	34,4135	57,36	252 BIZOUARN, Mireille M
56	56	26,86	2,0849	33,5207	55,87	110 DAGORNO, Paul P
57	58	28,03	2,0692	33,2687	55,45	262 RAOUL, Catherine C
58	54	26,14	2,0658	33,2138	55,36	172 MOURGUES, Jacques J
59	57	28,00	2,0357	32,7301	54,55	303 ROTON, Patrick P
60	58	28,98	2,0014	32,1781	53,63	425 BERTRAND, Elian E
61	42	21,16	1,9849	31,9128	53,19	212 DESTREBECK, Marian M
62	56	29,24	1,9152	30,7923	51,32	66 CABONA, Carolina
63	50	26,24	1,9055	30,6364	51,06	250 OTERO, MARK M
64	54	28,91	1,8679	30,0315	50,05	279 CARTIER, Serge S
65	41	22,07	1,8577	29,8685	49,78	304 SENDOU, Frederic F
66	57	32,11	1,7751	28,5408	47,57	249 NERI, Christian C
67	56	31,55	1,7750	28,5377	47,56	423 TREUSSARD, FRANCOIS F
68	60	35,01	1,7138	27,5544	45,92	266 BUSSY, Isabelle I
69	60	37,01	1,6212	26,0653	43,44	246 KOCH, Pascal P
70	59	37,84	1,5592	25,0687	41,78	209 TRUONG, Phung P
71	44	28,57	1,5401	24,7613	41,27	41 WURSTER, Sabine S
72	59	39,64	1,4884	23,9304	39,88	358 MEUNIER, ALAIN A
73	54	38,07	1,4184	22,8056	38,01	306 WAVRANT, Xavier X
74	58	41,75	1,3892	22,3359	37,23	114 JOACHIM, Eric E
75	54	39,03	1,3836	22,2447	37,07	264 BLONDIAUX, SOPHIE S
76	43	32,48	1,3239	21,2855	35,48	263 RAOUL, Eric E
77	53	40,75	1,3006	20,9112	34,85	214 FONTAINE, Frederic F
78	45	37,48	1,2006	19,3039	32,17	244 EDO, Damia D
79	47	41,10	1,1436	18,3860	30,64	33 MARTIN-PRIVAT, Pierre P
80	50	44,83	1,1153	17,9321	29,89	381 CAMUGLI, JEAN-PIERRE J
81	18	19,45	0,9254	14,8794	24,80	80 BEAUNIER, François F
82	30	32,64	0,9191	14,7775	24,63	320 PORREYE, Xavier
83	27	77,29	0,3493	5,6166	9,36	334 BARILLARI, Giampaolo G

PRODUCTION -- Overall Stage Results**CHAMPIONNAT DE FRANCE HANDGUN 2014**

Printed mai 26, 2014 at 8:24

**Stage 2 -- STAGE 02**

	PTS	TIME	HIT FACTOR	STAGE POINTS	STAGE PERCENT	COMPETITOR # Name
1	60	14,44	4,1551	60,0000	100,00	7 GUICHARD, Louis L
2	58	14,32	4,0503	58,4860	97,48	6 GRAUFFEL, Eric
3	58	15,22	3,8108	55,0276	91,71	411 GUSHINA, MARIA M
4	60	16,23	3,6969	53,3826	88,97	170 GARCIA, Frank F
5	56	15,19	3,6866	53,2350	88,73	396 JOAO, Manuel
6	58	15,94	3,6386	52,5420	87,57	15 ZAPLETAL, Miroslav M
7	58	16,08	3,6070	52,0846	86,81	9 LAVERGNE, Mathieu M
8	56	15,69	3,5692	51,5386	85,90	11 RIBAS, Guga
9	58	16,59	3,4961	50,4834	84,14	213 DONOFRIO, Ciriaco C
10	56	16,11	3,4761	50,1949	83,66	4 CARRIE, Stéphane S
11	58	16,70	3,4731	50,1509	83,58	150 SCHRANER, Remo R
12	60	17,64	3,4014	49,1156	81,86	145 JOSI, Oliver O
13	58	17,86	3,2475	46,8936	78,16	83 CASSIGNAC, Jean-paul J
14	60	18,48	3,2468	46,8831	78,14	347 SALINAS-LAGUNA, Vicente V
15	58	17,89	3,2420	46,8150	78,02	8 HELLER, Peter P
16	58	17,90	3,2402	46,7888	77,98	410 GUSHIN, MICKAIL M
17	56	17,44	3,2110	46,3670	77,28	96 CLAIRE, Olivier O
18	56	17,63	3,1764	45,8673	76,45	401 RAMOS, Miguel
19	58	18,45	3,1436	45,3940	75,66	406 DAGUENEL, LAETITIA L
20	60	19,10	3,1414	45,3612	75,60	343 JUHEL, Julien J
21	58	18,59	3,1200	45,0522	75,09	394 DENOYELLES, Morgan M
22	58	18,72	3,0983	44,7393	74,57	161 MOURICE, Benoit B
23	56	18,42	3,0402	43,9001	73,17	398 LERETRIF, Nicolas N
24	60	19,88	3,0181	43,5815	72,64	359 NASSO, Michel M
25	54	18,10	2,9834	43,0807	71,80	3 BURGADA, Luc L
26	58	19,68	2,9472	42,5569	70,93	210 ARMENDARIZ, Sebastien S
27	54	18,45	2,9268	42,2634	70,44	89 MEICHTRY, Markus M
28	60	20,63	2,9084	41,9971	70,00	94 BURKHALTER, Christine C
29	60	20,64	2,9070	41,9767	69,96	204 PITTIER, Alain A
30	52	17,95	2,8969	41,8317	69,72	162 PEREZ, Guillaume G
31	58	20,23	2,8670	41,3999	69,00	116 MOINE, Christian C
32	58	20,55	2,8224	40,7552	67,93	40 WILLMES, Siegfried S
33	56	19,87	2,8183	40,6965	67,83	1 AMARO, Dominique D
34	56	20,04	2,7944	40,3513	67,25	269 GUTIERREZ, Jorge J
35	60	21,53	2,7868	40,2415	67,07	153 BECRET, Jean-guy J
36	58	20,91	2,7738	40,0536	66,76	183 HAUSER, Lionel L
37	54	19,50	2,7692	39,9877	66,65	351 GAL, Didier D
38	58	21,09	2,7501	39,7117	66,19	314 DONOT, Marc M
39	56	20,50	2,7317	39,4458	65,74	75 ROI, Harel H
40	56	20,53	2,7277	39,3882	65,65	200 MARYE, Christophe C
41	56	20,65	2,7119	39,1593	65,27	278 CARDOT, Thierry T
42	50	18,48	2,7056	39,0693	65,12	178 VACHER, Benoit B
43	56	20,76	2,6975	38,9518	64,92	289 TRANCA, Germano G
44	56	21,02	2,6641	38,4700	64,12	164 TEISSIER, Philippe P
45	56	21,03	2,6629	38,4517	64,09	259 JOURDE, Philippe P
46	58	21,81	2,6593	38,4007	64,00	386 LAMISCARRE, Joel J

PRODUCTION -- Overall Stage Results**CHAMPIONNAT DE FRANCE HANDGUN 2014**

Printed mai 26, 2014 at 8:24

**Stage 2 -- STAGE 02**

	PTS	TIME	HIT FACTOR	STAGE POINTS	STAGE PERCENT	COMPETITOR # Name
47	58	21,84	2,6557	38,3480	63,91	407 FELT, BAPTISTE B
48	58	21,89	2,6496	38,2604	63,77	241 CLIN, Robert R
49	58	21,91	2,6472	38,2255	63,71	134 SIMSON, James J
50	58	21,96	2,6412	38,1384	63,56	267 CROUZET, Stephane S
51	58	21,97	2,6400	38,1211	63,54	332 RUINI, Claudio C
52	60	22,83	2,6281	37,9501	63,25	220 PLAIT, Antoine A
53	58	22,11	2,6232	37,8797	63,13	188 MEUNIER, Pierre P
54	60	22,89	2,6212	37,8506	63,08	308 BROCHARD, Pierre P
55	56	21,40	2,6168	37,7869	62,98	55 CORNUT, Pierre P
56	52	19,97	2,6039	37,6004	62,67	231 PICARD, Nicolas N
57	58	22,42	2,5870	37,3559	62,26	86 FRICKER, Claudia C
58	58	22,46	2,5824	37,2894	62,15	367 CHAUME, Thierry T
59	58	22,62	2,5641	37,0256	61,71	131 POUJOL, Marc M
60	60	23,61	2,5413	36,6963	61,16	112 EVESQUE, Michel M
61	56	22,05	2,5397	36,6730	61,12	12 SAGON, Aurélien A
62	58	22,95	2,5272	36,4932	60,82	405 BURGADA, LAURENT L
63	56	22,20	2,5225	36,4252	60,71	122 ARTAL, Audrey A
64	52	20,62	2,5218	36,4151	60,69	177 UJEVIC, Christophe C
65	58	23,12	2,5087	36,2249	60,37	199 MARYE, Georges G
66	56	22,40	2,5000	36,1000	60,17	54 CANTOS, Francisco F
67	58	23,25	2,4946	36,0224	60,04	243 COUPE, Laurent L
68	58	23,28	2,4914	35,9759	59,96	238 BUSSEY, Alain A
69	58	23,46	2,4723	35,6999	59,50	317 GHJISELINK, Maxime M
70	60	24,31	2,4681	35,6396	59,40	281 DHELIN, Herve H
71	58	23,59	2,4587	35,5032	59,17	357 MELISSA, Aurelie A
72	56	22,78	2,4583	35,4978	59,16	163 SANCEAU, Thierry T
73	60	24,43	2,4560	35,4646	59,11	179 BAUSCH, Pierre P
74	45	18,45	2,4390	35,2195	58,70	81 BEDROSSIAN, Marc
75	58	23,78	2,4390	35,2195	58,70	287 RIOU, Sylvain
76	56	22,97	2,4380	35,2042	58,67	120 SIMONIN, Thierry T
77	58	23,93	2,4237	34,9987	58,33	130 PAYRAULT, Christian C
78	54	22,45	2,4053	34,7332	57,89	391 BESSA, Ana A
79	58	24,12	2,4046	34,7230	57,87	135 SOUL, Emmanuel E
80	56	23,29	2,4045	34,7205	57,87	152 ARENA, Gyl G
81	60	25,00	2,4000	34,6560	57,76	349 BALANDRAUX, Yves
82	56	23,35	2,3983	34,6313	57,72	368 DUJARDIN, Yves Y
83	52	21,76	2,3897	34,5073	57,51	461 FOURNIER, ALEXANDRE A
84	60	25,15	2,3857	34,4493	57,42	187 JONDREVILLE, Dominique D
85	60	25,16	2,3847	34,4356	57,39	415 NOUET, CHARLOTTE C
86	56	23,52	2,3810	34,3809	57,30	348 VERLINDE, Camille C
87	44	18,57	2,3694	34,2143	57,02	397 JORGE, Paulo P
88	52	22,01	2,3626	34,1154	56,86	105 NEUMANN, Julien J
89	58	24,61	2,3568	34,0317	56,72	182 EAP, Christophe C
90	56	23,82	2,3510	33,9479	56,58	5 GOUGIS, Christophe C
91	54	22,98	2,3499	33,9321	56,55	265 BUSSY, Laurent L
92	56	23,88	2,3451	33,8626	56,44	316 GERARD, Emmanuel E

PRODUCTION -- Overall Stage Results
CHAMPIONNAT DE FRANCE HANDGUN 2014

Printed mai 26, 2014 at 8:24



Stage 2 -- STAGE 02

	PTS	TIME	HIT FACTOR	STAGE POINTS	STAGE PERCENT	COMPETITOR # Name
	93	60	25,60	2,3438	33,8437	56,41 283 FERNANDES, Olivier O
	94	56	23,98	2,3353	33,7214	56,20 194 VALANCE, Thomas T
	95	60	25,75	2,3301	33,6466	56,08 276 BOUTIN, Herve H
	96	52	22,35	2,3266	33,5964	55,99 106 ORLANDINI, Alberto A
	97	52	22,43	2,3183	33,4766	55,79 92 WALDMANN, Daniel D
	98	52	22,59	2,3019	33,2395	55,40 352 GUILHOT, Patrick P
	99	58	25,40	2,2835	32,9732	54,96 124 BELLOT, Mathieu M
	100	58	25,45	2,2790	32,9084	54,85 88 LATREILLE, Philippe P
	101	56	25,07	2,2337	32,2553	53,76 2 BACULARD, Patrick
	102	54	24,35	2,2177	32,0230	53,37 329 OBERTI, Claudio C
	103	54	24,41	2,2122	31,9443	53,24 307 BALLIERE, Guillaume G
	104	58	26,35	2,2011	31,7844	52,97 191 PREDOVICH, Dan D
	105	56	25,70	2,1790	31,4646	52,44 339 FEDERICI, Giulia G
	106	56	25,87	2,1647	31,2578	52,10 318 GRANDE, Freddy F
	107	58	26,80	2,1642	31,2507	52,08 207 SANTERRE, Sebastien S
	108	54	25,05	2,1557	31,1281	51,88 196 CHERNOGOROV, Alexander A
	109	56	26,00	2,1538	31,1015	51,84 309 CAUDRELIER, Christian C
	110	54	25,11	2,1505	31,0538	51,76 299 LEGAL, Eric E
	111	54	25,33	2,1319	30,7841	51,31 201 MATTER, Sebastien S
	112	56	26,27	2,1317	30,7819	51,30 360 PLANO, Olivier O
	113	52	24,80	2,0968	30,2774	50,46 155 CALLE, Xavier X
	114	52	24,88	2,0900	30,1801	50,30 223 WOHNER, Jean-philippe J
	115	58	27,85	2,0826	30,0725	50,12 79 AGRINIER, Pascal P
	116	60	28,82	2,0819	30,0624	50,10 125 DEMARET, Christian C
	117	60	28,85	2,0797	30,0312	50,05 167 BOUCAUT, Jean Louis J
	118	54	26,06	2,0721	29,9217	49,87 370 GRAUFFEL, Gerard G
	119	54	26,18	2,0626	29,7846	49,64 277 CARDOEN, Vincent V
	120	54	26,30	2,0532	29,6487	49,41 350 BOHAIN, JEAN-LUC J
	121	60	29,49	2,0346	29,3794	48,97 180 CLAVEL, Victorien V
	122	56	27,53	2,0341	29,3730	48,96 280 DA-COSTA-LEIRAS, Rsael R
	123	60	29,73	2,0182	29,1423	48,57 382 CHRAPKIEWICZ, Olivier O
	124	48	24,07	1,9942	28,7960	47,99 197 JEANJEAN, Jerome J
	125	54	27,20	1,9853	28,6676	47,78 107 VERITE, Isabelle I
	126	60	30,52	1,9659	28,3879	47,31 387 MONTURY, ROBERT R
	127	35	17,96	1,9488	28,1403	46,90 154 BOITTIAUX, Bertrand
	128	60	30,85	1,9449	28,0843	46,81 272 MALLET, Nicolas N
	129	56	28,89	1,9384	27,9903	46,65 198 JOUY, Jean-claude
	130	42	21,74	1,9319	27,8970	46,49 216 GUILMART, Nicolas N
	131	56	29,10	1,9244	27,7883	46,31 233 RAPHOZ, Dominic D
	132	58	30,23	1,9186	27,7049	46,17 251 BERGAMASCO, Nicolas N
	133	54	28,78	1,8763	27,0938	45,16 315 DURO, Jeremie J
	134	56	29,88	1,8742	27,0629	45,10 416 NYCZ, MARGAUX M
	135	60	32,02	1,8738	27,0581	45,10 193 THOMAS, Jean-luc J
	136	43	22,98	1,8712	27,0200	45,03 118 PRIBILINCOVA, HANA H
	137	54	28,88	1,8698	27,0000	45,00 229 GILANT, Christophe C
	138	56	29,96	1,8692	26,9907	44,98 458 ALIANI, FEDERICO F

PRODUCTION -- Overall Stage Results
CHAMPIONNAT DE FRANCE HANDGUN 2014

Printed mai 26, 2014 at 8:24



Stage 2 -- STAGE 02

	PTS	TIME	HIT FACTOR	STAGE POINTS	STAGE PERCENT	COMPETITOR # Name
139	50	26,89	1,8594	26,8501	44,75	222 WELTER, Tony T
140	54	29,05	1,8589	26,8420	44,74	452 CARRACEDO-GUERRA, MARIA M
141	56	30,25	1,8512	26,7319	44,55	74 RODRIGUEZ-PINTOR, JUAN J
142	54	29,24	1,8468	26,6676	44,45	285 POLO, Bruno B
143	58	31,47	1,8430	26,6133	44,36	239 BUSSER, Celine C
144	52	28,43	1,8291	26,4115	44,02	65 BORRALLO, JUAN J
145	56	30,65	1,8271	26,3830	43,97	141 BRULTEY, Pascal P
146	58	32,23	1,7996	25,9857	43,31	335 CANEPA, Carlo C
147	56	31,18	1,7960	25,9346	43,22	230 PASERO, Damien D
148	54	30,07	1,7958	25,9315	43,22	146 JOSI, Maggie M
149	56	31,38	1,7846	25,7693	42,95	373 LOUVIER, Sebastien S
150	56	31,56	1,7744	25,6223	42,70	426 BEZOT, Patrick P
151	58	32,85	1,7656	25,4953	42,49	353 HUMILIER, Nicolas N
152	41	23,78	1,7241	24,8965	41,49	195 BRUNO, Alfonsino
153	54	31,51	1,7137	24,7464	41,24	119 SARIK, Raido R
154	60	35,15	1,7070	24,6486	41,08	439 DE-RONGE, Charles
155	50	29,37	1,7024	24,5829	40,97	305 STEVE, Peter P
156	52	30,57	1,7010	24,5626	40,94	275 BOUTIN, Julie J
157	50	29,80	1,6779	24,2282	40,38	384 DALLEAU, Eric E
158	50	29,81	1,6773	24,2201	40,37	346 MONTALE, Andrea A
159	56	33,51	1,6711	24,1313	40,22	228 FOURNIER, Anne A
160	50	30,70	1,6287	23,5179	39,20	286 PRIEUR, Perrine P
161	58	35,65	1,6269	23,4928	39,15	456 MAZY, LAURENT L
162	60	37,05	1,6194	23,3846	38,97	224 BRIDE, Martial M
163	54	33,61	1,6067	23,2002	38,67	395 DENOYELLES, Marie-Claude M
164	58	36,42	1,5925	22,9962	38,33	338 DUCHESNE, Frédéric F
165	60	38,13	1,5736	22,7223	37,87	190 PHELPS, David D
166	58	37,30	1,5550	22,4536	37,42	165 ALEXANDRE, Jean Marc J
167	54	34,95	1,5451	22,3107	37,18	447 GIBNEY, Jim J
168	52	34,10	1,5249	22,0199	36,70	365 BUFFIN, Dominique D
169	60	41,31	1,4524	20,9731	34,96	385 FIGOLI, Sergio S
170	50	36,77	1,3598	19,6356	32,73	292 CHICA, Christian C
171	54	40,80	1,3235	19,1118	31,85	331 REPLICA, Giorgio G
172	39	29,77	1,3100	18,9170	31,53	235 ROSSI, Benvenuto B
173	60	47,46	1,2642	18,2554	30,43	400 MERLIER, Andre A
174	60	48,88	1,2275	17,7250	29,54	67 COLLIN, Anne A
175	54	44,01	1,2270	17,7178	29,53	371 LAPP, Pascal P
176	31	26,33	1,1774	17,0011	28,34	173 PHELPS, MIKAYLA M
177	35	30,25	1,1570	16,7074	27,85	322 BADI, Desiree
178	41	35,64	1,1504	16,6117	27,69	128 LESAINE, Claudine C
179	52	50,36	1,0326	14,9102	24,85	429 FREDEZ, JEAN-MAURICE J
180	54	57,56	0,9382	13,5469	22,58	113 FRICOU, ERIC E
181	24	32,16	0,7463	10,7761	17,96	142 CORTEZ, Carl C
182	16	28,55	0,5604	8,0925	13,49	160 MARTORELL, Damien D
183	21	44,05	0,4767	6,8840	11,47	366 CALVAT, Jean J
184	0	31,06	0,0000	0,0000	0,00	388 MUNIER, Philippe P

PRODUCTION -- Overall Stage Results
CHAMPIONNAT DE FRANCE HANDGUN 2014

Printed mai 26, 2014 at 8:24



Stage 2 -- STAGE 02

PTS	TIME	HIT FACTOR	STAGE POINTS	STAGE PERCENT	COMPETITOR # Name
185	0	0,00	0,0000	0,00	361 POULAIN, Renaud R

CLASSIC -- Overall Stage Results
CHAMPIONNAT DE FRANCE HANDGUN 2014

Printed mai 26, 2014 at 8:24



Stage 2 -- STAGE 02

	PTS	TIME	HIT FACTOR	STAGE POINTS	STAGE PERCENT	COMPETITOR # Name
1	56	17,24	3,2483	60,0000	100,00	36 NESTOLAT, Michel M
2	60	18,89	3,1763	58,6705	97,78	31 HOBDELL, Angus A
3	58	18,76	3,0917	57,1078	95,18	30 GERARD, Joël J
4	54	18,05	2,9917	55,2608	92,10	27 ALTUNA, Denis D
5	54	18,10	2,9834	55,1081	91,85	39 PERROT, Laurent L
6	56	19,30	2,9016	53,5959	89,33	232 PICHENOT, Christophe C
7	55	19,18	2,8676	52,9681	88,28	29 BOIT, Julien
8	56	19,82	2,8254	52,1897	86,98	344 LES-ORTIZ, Jabier
9	54	19,38	2,7864	51,4684	85,78	448 LAMOUREUX, NICOLAS N
10	60	22,82	2,6293	48,5664	80,94	34 MELEY, Philippe P
11	54	20,71	2,6074	48,1631	80,27	126 HAPIAK, Pierre-françois P
12	59	22,84	2,5832	47,7152	79,53	64 BERRETTA, Maurizio M
13	58	23,50	2,4681	45,5891	75,98	455 SANCHEZ-LUMBRERAS, JOSE-A J
14	58	25,15	2,3062	42,5981	71,00	362 SANGUINETTI, Rodolphe R
15	58	27,84	2,0833	38,4821	64,14	136 TERKI, Sébastien S
16	58	28,43	2,0401	37,6835	62,81	57 ESPILEZ-ELIPE, Jose-Luis
17	56	29,06	1,9270	35,5953	59,33	247 LANET, Luc L
18	39	21,62	1,8039	33,3203	55,53	99 DAZZI, GEORGES G
19	59	33,05	1,7852	32,9747	54,96	133 SENCE, Jean-marc J
20	31	17,96	1,7261	31,8828	53,14	32 KUMMER, Patrick P
21	59	34,42	1,7141	31,6622	52,77	326 FAVETO, Pierluigi P
22	60	39,84	1,5060	27,8184	46,36	437 SENGELIN, PHILIPPE P
23	53	35,36	1,4989	27,6862	46,14	440 GOUSSE, Jean-René
24	58	39,54	1,4669	27,0952	45,16	95 CHABOT, Romain R
25	58	40,36	1,4371	26,5447	44,24	274 MASSAGUER-SALGADO, Enrique E

REVOLVER -- Overall Stage Results
CHAMPIONNAT DE FRANCE HANDGUN 2014

Printed mai 26, 2014 at 8:24



Stage 2 -- STAGE 02

	PTS	TIME	HIT FACTOR	STAGE POINTS	STAGE PERCENT	COMPETITOR # Name
1	57	23,70	2,4051	60,0000	100,00	203 PHOTION, David D
2	56	25,63	2,1849	54,5085	90,85	91 SCHMOCKER, Ernst E
3	59	28,06	2,1026	52,4553	87,43	430 ITANI, MARWAN M
4	57	28,07	2,0306	50,6591	84,43	143 DECARPIGNIES, Pascal P
5	60	31,98	1,8762	46,8056	78,01	427 MACIOCI, PATRICK P
6	48	27,95	1,7174	42,8434	71,41	419 BIZET, MATHIAS M
7	58	34,47	1,6826	41,9770	69,96	450 TOURNIER, PASCAL P
8	57	35,09	1,6244	40,5244	67,54	62 SCHEKIN, Oleg O
9	60	38,71	1,5500	38,6681	64,45	431 TRAVERS, SANDRINE S
10	60	42,44	1,4138	35,2696	58,78	192 SIMON, Bernard B
11	52	67,18	0,7740	19,3103	32,18	460 DESROCHES, JOCELYNE J

OPEN -- Overall Stage Results
CHAMPIONNAT DE FRANCE HANDGUN 2014

Printed mai 26, 2014 at 8:24



Stage 3 -- STAGE 03

	PTS	TIME	HIT FACTOR	STAGE POINTS	STAGE PERCENT	COMPETITOR # Name
1	59	6,15	9,5935	60,0000	100,00	22 OBRIOT, Emile E
2	59	6,15	9,5935	60,0000	100,00	18 DRUMMOND, Bill B
3	59	6,18	9,5469	59,7087	99,51	17 DEVILLE, Remy
4	59	6,22	9,4855	59,3248	98,87	58 ESPILEZ-URBON, Ivan I
5	57	6,12	9,3137	58,2503	97,08	342 HORACI, BERNABE-PARDO B
6	59	7,36	8,0163	50,1359	83,56	21 OBRIOT, Thierry
7	58	7,29	7,9561	49,7594	82,93	25 SZAKACS, Alex A
8	56	7,10	7,8873	49,3292	82,22	104 MEIER, Dominic
9	60	7,72	7,7720	48,6081	81,01	176 SCHNEIDER, Patrik P
10	59	7,72	7,6425	47,7979	79,66	301 PELLEGRINI, Jean-François J
11	57	7,51	7,5899	47,4689	79,11	253 BIZOUARN, Eric E
12	58	7,71	7,5227	47,0487	78,41	345 MALANDA-RUIZ, Raket R
13	58	7,83	7,4074	46,3277	77,21	319 PESTIAUX, Thierry T
14	57	7,82	7,2890	45,5872	75,98	84 DEVILLE, Jacques
15	58	7,97	7,2773	45,5139	75,86	46 DEMANET, Jean-michel J
16	55	7,65	7,1895	44,9651	74,94	372 LOPEZ, Christophe C
17	56	7,81	7,1703	44,8447	74,74	336 CASTRILLO, ALBERTO A
18	55	7,90	6,9620	43,5422	72,57	144 HAAS, Peter P
19	59	8,78	6,7198	42,0273	70,05	42 CANETTA, Irene I
20	55	8,23	6,6829	41,7962	69,66	20 GIBERT, Philippe P
21	56	8,50	6,5882	41,2044	68,67	226 DESAGNEAUX, Jean-Luc J
22	58	9,13	6,3527	39,7312	66,22	376 VERDON, James J
23	60	9,45	6,3492	39,7094	66,18	77 TODARO, Giuseppe G
24	59	9,42	6,2633	39,1720	65,29	189 MONTARGOT, Renaud R
25	60	9,70	6,1856	38,6860	64,48	166 BETSCHART, Bruno B
26	60	9,71	6,1792	38,6462	64,41	435 GRANDGERARD, Hervé
27	58	9,46	6,1311	38,3452	63,91	158 HELAIEM, Stephane
28	57	9,31	6,1224	38,2913	63,82	399 MARCAND, Mickael M
29	55	9,01	6,1043	38,1779	63,63	258 GIL-JIMENEZ, Mikael M
30	59	10,07	5,8590	36,6435	61,07	355 MARTIN, Patrice P
31	59	10,23	5,7674	36,0704	60,12	60 PENALVA-PASQUET, Pierre-jean P
32	53	9,33	5,6806	35,5278	59,21	234 RENAUD, Patrick P
33	57	10,11	5,6380	35,2613	58,77	129 PANE, Bernard B
34	58	10,32	5,6202	35,1498	58,58	356 MARTIN, Olivia O
35	59	10,57	5,5818	34,9101	58,18	138 AIELLO, Jean J
36	58	10,40	5,5769	34,8794	58,13	290 BOUCHOUCHA, Marc M
37	57	10,42	5,4703	34,2122	57,02	205 SALLET, Gauthier G
38	54	9,90	5,4545	34,1140	56,86	26 TARRADE, Alain A
39	56	10,27	5,4528	34,1030	56,84	102 GRASSO, Bruno B
40	57	10,69	5,3321	33,3481	55,58	444 HUET, MICHEL M
41	57	10,72	5,3172	33,2548	55,42	151 ZANARDI, Annamaria A
42	56	10,54	5,3131	33,2293	55,38	98 CZYKAJLO, JEROME J
43	45	8,54	5,2693	32,9556	54,93	19 EGRET, Sebastien S
44	42	8,01	5,2434	32,7938	54,66	140 BELLONI, Francois F
45	53	10,25	5,1707	32,3390	53,90	374 MABILAIS, Gregory G
46	56	11,03	5,0771	31,7532	52,92	93 BALESII, Daniel

OPEN -- Overall Stage Results
CHAMPIONNAT DE FRANCE HANDGUN 2014

Printed mai 26, 2014 at 8:24



Stage 3 -- STAGE 03

	PTS	TIME	HIT FACTOR	STAGE POINTS	STAGE PERCENT	COMPETITOR # Name
47	60	11,85	5,0633	31,6670	52,78	432 WOLAN, Joseph J
48	59	11,88	4,9663	31,0606	51,77	87 GOUGIS, Rémi R
49	44	8,99	4,8943	30,6103	51,02	90 OGANESSIAN, Sarkis S
50	55	11,53	4,7702	29,8337	49,72	257 GIL-JIMENEZ, Pierre P
51	55	11,61	4,7373	29,6282	49,38	73 PETTENATI, Simonetta S
52	59	12,90	4,5736	28,6047	47,67	433 DESAUGERE, Jean-francois J
53	58	12,82	4,5242	28,2953	47,16	254 CABLE, Nathalie N
54	54	12,10	4,4628	27,9115	46,52	78 AGRINIER, Didier D
55	54	12,25	4,4082	27,5697	45,95	364 BOVIN, Loic L
56	58	13,96	4,1547	25,9847	43,31	245 GUINCHARD, Patrick P
57	56	13,59	4,1207	25,7717	42,95	273 MARTINEZ-DE-LAS-HERAS, Maria M
58	59	14,32	4,1201	25,7682	42,95	297 HAZAN, Albert A
59	57	13,93	4,0919	25,5916	42,65	85 DEVILLE, Pauline P
60	59	14,83	3,9784	24,8820	41,47	445 MEUNIER, GERARD G
61	57	14,83	3,8436	24,0385	40,06	330 PERNIGOTTI, Gerolamo G
62	59	15,97	3,6944	23,1058	38,51	186 IOZZO, Fabrice F
63	58	16,09	3,6047	22,5448	37,57	149 RIEDI, Serenella S
64	43	11,93	3,6044	22,5425	37,57	103 LELEU, CHRISTIAN C
65	40	11,14	3,5907	22,4569	37,43	291 CERVELLO, Richard R
66	58	16,22	3,5758	22,3641	37,27	441 LASBLEIS, MICHEL M
67	54	15,51	3,4816	21,7749	36,29	369 GATEAU, Phiippe
68	58	17,54	3,3067	20,6811	34,47	111 DEMANGEOT, Laurent L
69	60	18,28	3,2823	20,5281	34,21	446 PITOT-AIMARETTI, Robert R
70	42	12,87	3,2634	20,4101	34,02	424 ASTORG, GERARD G
71	59	18,48	3,1926	19,9675	33,28	428 MILLOT, PATRICK P
72	54	17,93	3,0117	18,8360	31,39	132 RANDAXHE, Patrick P
73	56	19,38	2,8896	18,0721	30,12	302 RENOUX, Gilles G
74	50	18,22	2,7442	17,1631	28,61	148 NOWAK, Hubert
75	36	13,76	2,6163	16,3628	27,27	333 SAARBACH, Stafford S
76	60	23,25	2,5806	16,1400	26,90	383 CONNOUE, Gerard
77	56	22,28	2,5135	15,7198	26,20	240 CHARPENTIER, Bernard
78	43	18,60	2,3118	14,4587	24,10	436 SAUTOUR, JACQUES J
79	58	26,30	2,2053	13,7926	22,99	421 LAUREMBOURLE, JACQUES J
80	43	20,48	2,0996	13,1315	21,89	237 BUFFARD, Francois F
81	58	29,56	1,9621	12,2715	20,45	393 DELDO, Nicolas
82	39	20,25	1,9259	12,0452	20,08	139 BELLONI, Philippe P
83	0	0,10	0,0000	0,0000	0,00	59 ETOURNEAU, Helene H

STANDARD -- Overall Stage Results
CHAMPIONNAT DE FRANCE HANDGUN 2014

Printed mai 26, 2014 at 8:24



Stage 3 -- STAGE 03

	PTS	TIME	HIT FACTOR	STAGE POINTS	STAGE PERCENT	COMPETITOR # Name
1	59	7,52	7,8457	60,0000	100,00	49 MIDGLEY, GREGORY G
2	59	8,62	6,8445	52,3434	87,24	47 JAIME-DIAZ, Juan-Carlos
3	57	8,61	6,6202	50,6278	84,38	115 LAPEYRE, Franck F
4	56	8,52	6,5728	50,2650	83,77	296 GUINTOLI, Gilles G
5	58	9,29	6,2433	47,7452	79,58	50 PESCE, Fabrizio F
6	60	9,68	6,1983	47,4016	79,00	459 GUBIN, YLIA Y
7	56	9,37	5,9765	45,7052	76,18	404 SILVA, Manuel M
8	53	9,29	5,7051	43,6292	72,72	457 LOPUNOV, SERGEY S
9	56	9,82	5,7026	43,6108	72,68	340 FERRERO-POZA, Carlos
10	56	9,94	5,6338	43,0843	71,81	260 LAMY, Jean-Michel
11	58	10,32	5,6202	42,9799	71,63	101 GOLI, GERARD G
12	60	10,79	5,5607	42,5252	70,88	168 BROSCHE, Hampi
13	59	10,66	5,5347	42,3265	70,54	271 IBANEZ, Gorka G
14	59	10,77	5,4782	41,8941	69,82	392 COSTA, Luis L
15	56	10,38	5,3950	41,2580	68,76	53 ZOLLA, Luca
16	54	10,22	5,2838	40,4073	67,35	48 MARCHAL, Florian F
17	59	11,66	5,0600	38,6964	64,49	215 GUASTELLA, Vincenzo V
18	59	11,80	5,0000	38,2373	63,73	403 SAMPAIO, Mauricio M
19	56	11,24	4,9822	38,1012	63,50	244 EDO, Damia D
20	60	12,30	4,8780	37,3047	62,17	321 SAUDEMONT, Tom T
21	58	11,90	4,8740	37,2733	62,12	147 MACHET, Christophe C
22	41	8,49	4,8292	36,9312	61,55	43 COLOMBINI, Jean Pierre J
23	56	11,62	4,8193	36,8552	61,43	418 WEBER, DIDIER D
24	58	12,53	4,6289	35,3992	59,00	377 WERBROUCK, Florent F
25	56	12,10	4,6281	35,3932	58,99	175 RACLOT, Gerard G
26	60	12,97	4,6261	35,3776	58,96	121 TRUONG-VINH-TONG, Andre
27	58	12,61	4,5995	35,1747	58,62	242 COUELLE, Philippe P
28	58	12,76	4,5455	34,7612	57,94	443 GOY, PHILIPPE P
29	57	12,62	4,5166	34,5408	57,57	363 VANDENABEELLE, Christian C
30	55	12,28	4,4788	34,2516	57,09	303 ROTON, Patrick P
31	56	12,76	4,3887	33,5625	55,94	268 GOUTTEBESSIS, Francis F
32	56	12,77	4,3853	33,5362	55,89	255 CABLE, Xavier X
33	51	11,63	4,3852	33,5357	55,89	217 LEVIS, Luca L
34	58	13,35	4,3446	33,2249	55,37	108 BACH, Lucas L
35	58	13,52	4,2899	32,8071	54,68	408 FELT, OLIVIER O
36	55	13,18	4,1730	31,9128	53,19	304 SENDOU, Frederic F
37	53	12,88	4,1149	31,4686	52,45	261 PROMIS, Stephan S
38	55	13,40	4,1045	31,3888	52,31	33 MARTIN-PRIVAT, Pierre P
39	59	14,62	4,0356	30,8618	51,44	409 FONDER, Anne-valérie
40	44	11,02	3,9927	30,5343	50,89	44 CUTAYA, Christian C
41	39	9,86	3,9554	30,2486	50,41	252 BIZOUARN, Mireille M
42	35	8,85	3,9548	30,2442	50,41	51 POIRET, Jerome
43	60	15,40	3,8961	29,7953	49,66	293 DIEU, Steeve S
44	57	14,71	3,8749	29,6332	49,39	425 BERTRAND, Elian E
45	56	14,55	3,8488	29,4335	49,06	38 PERROT, Manuela M
46	58	15,25	3,8033	29,0854	48,48	221 ROSSIGNOL, Bernard B

STANDARD -- Overall Stage Results
CHAMPIONNAT DE FRANCE HANDGUN 2014

Printed mai 26, 2014 at 8:24



Stage 3 -- STAGE 03

	PTS	TIME	HIT FACTOR	STAGE POINTS	STAGE PERCENT	COMPETITOR # Name
47	60	15,83	3,7903	28,9859	48,31	417 WEBER, MATTHIAS M
48	49	13,03	3,7606	28,7587	47,93	279 CARTIER, Serge S
49	58	15,52	3,7371	28,5794	47,63	250 OTERO, MARK M
50	57	15,40	3,7013	28,3055	47,18	423 TREUSSARD, FRANCOIS F
51	56	15,22	3,6794	28,1378	46,90	109 BISSIQU, Stéphane S
52	38	10,76	3,5316	27,0077	45,01	45 DA-ROS, Philippe P
53	41	11,91	3,4425	26,3263	43,88	137 VANDAL, Olivier O
54	58	17,06	3,3998	25,9996	43,33	227 FLEISCHER, ALEXANDER A
55	60	18,00	3,3333	25,4915	42,49	41 WURSTER, Sabine S
56	56	17,68	3,1674	24,2227	40,37	248 NATALIZIO, Silvain S
57	60	19,59	3,0628	23,4225	39,04	284 GUILLAUME, Bertrand B
58	60	20,68	2,9014	22,1880	36,98	306 WAVRANT, Xavier X
59	39	13,69	2,8488	21,7860	36,31	127 HOCQUET, Serge
60	45	15,84	2,8409	21,7257	36,21	68 FORMENTO, Federico-Maria
61	42	14,79	2,8398	21,7169	36,19	37 NESTOLAT, Vincent V
62	38	13,94	2,7260	20,8467	34,74	80 BEAUNIER, François F
63	59	22,94	2,5719	19,6687	32,78	442 BELLON-ESBELIN, Yann Y
64	38	14,92	2,5469	19,4774	32,46	97 CLOT, Jean-marc J
65	58	23,02	2,5195	19,2681	32,11	266 BUSSY, Isabelle I
66	42	17,94	2,3411	17,9037	29,84	212 DESTREBECK, Marian M
67	24	10,34	2,3211	17,7504	29,58	320 PORREYE, Xavier
68	56	25,21	2,2213	16,9876	28,31	390 PEPY, Pascal P
69	60	27,24	2,2026	16,8446	28,07	209 TRUONG, Phung P
70	50	23,36	2,1404	16,3687	27,28	66 CABONA, Carolina
71	60	28,28	2,1216	16,2252	27,04	246 KOCH, Pascal P
72	57	28,42	2,0056	15,3380	25,56	214 FONTAINE, Frederic F
73	54	27,11	1,9919	15,2329	25,39	114 JOACHIM, Eric E
74	43	22,74	1,8909	14,4609	24,10	263 RAOUL, Eric E
75	59	37,23	1,5847	12,1193	20,20	172 MOURGUES, Jacques J
76	58	36,74	1,5787	12,0727	20,12	358 MEUNIER, ALAIN A
77	41	26,78	1,5310	11,7082	19,51	262 RAOUL, Catherine C
78	36	23,56	1,5280	11,6854	19,48	82 CARRIER, Philippe P
79	49	32,19	1,5222	11,6411	19,40	334 BARILLARI, Giampaolo G
80	56	38,03	1,4725	11,2610	18,77	249 NERI, Christian C
81	52	36,45	1,4266	10,9100	18,18	381 CAMUGLI, JEAN-PIERRE J
82	39	34,70	1,1239	8,5951	14,33	264 BLONDIAUX, SOPHIE S
83	24	34,81	0,6895	5,2726	8,79	110 DAGORNO, Paul P

PRODUCTION -- Overall Stage Results
CHAMPIONNAT DE FRANCE HANDGUN 2014

Printed mai 26, 2014 at 8:24



Stage 3 -- STAGE 03

	PTS	TIME	HIT FACTOR	STAGE POINTS	STAGE PERCENT	COMPETITOR # Name
1	60	6,71	8,9419	60,0000	100,00	6 GRAUFFEL, Eric
2	58	8,12	7,1429	47,9286	79,88	15 ZAPLETAL, Miroslav M
3	58	8,53	6,7995	45,6249	76,04	4 CARRIE, Stéphane S
4	60	8,86	6,7720	45,4402	75,73	410 GUSHIN, MICKAIL M
5	58	9,12	6,3596	42,6732	71,12	9 LAVERGNE, Mathieu M
6	60	9,97	6,0181	40,3811	67,30	238 BUSSER, Alain A
7	56	9,33	6,0021	40,2744	67,12	411 GUSHINA, MARIA M
8	52	8,67	5,9977	40,2445	67,07	317 GHJISELINK, Maxime M
9	58	9,72	5,9671	40,0391	66,73	12 SAGON, Aurélien A
10	52	8,75	5,9429	39,8766	66,46	359 NASSO, Michel M
11	58	9,79	5,9244	39,7528	66,25	120 SIMONIN, Thierry T
12	56	9,65	5,8031	38,9389	64,90	170 GARCIA, Frank F
13	60	10,60	5,6604	37,9811	63,30	406 DAGUENEL, LAETITIA L
14	56	9,90	5,6566	37,9556	63,26	40 WILLMES, Siegfried S
15	54	9,78	5,5215	37,0491	61,75	269 GUTIERREZ, Jorge J
16	54	9,79	5,5158	37,0112	61,69	398 LERETRIF, Nicolas N
17	50	9,42	5,3079	35,6157	59,36	11 RIBAS, Guga
18	56	10,60	5,2830	35,4491	59,08	405 BURGADA, LAURENT L
19	56	10,61	5,2780	35,4156	59,03	145 JOSI, Oliver O
20	60	11,44	5,2448	35,1923	58,65	178 VACHER, Benoit B
21	42	8,06	5,2109	34,9653	58,28	162 PEREZ, Guillaume G
22	54	10,40	5,1923	34,8404	58,07	81 BEDROSSIAN, Marc
23	60	11,62	5,1635	34,6472	57,75	188 MEUNIER, Pierre P
24	58	11,29	5,1373	34,4712	57,45	210 ARMENDARIZ, Sebastien S
25	58	11,33	5,1192	34,3495	57,25	396 JOAO, Manuel
26	58	11,43	5,0744	34,0490	56,75	5 GOUGIS, Christophe C
27	54	10,71	5,0420	33,8319	56,39	89 MEICHTRY, Markus M
28	60	12,02	4,9917	33,4942	55,82	2 BACULARD, Patrick
29	56	11,28	4,9645	33,3121	55,52	74 RODRIGUEZ-PINTOR, JUAN J
30	54	10,88	4,9632	33,3033	55,51	164 TEISSIER, Philippe P
31	54	10,95	4,9315	33,0904	55,15	1 AMARO, Dominique D
32	52	10,58	4,9149	32,9792	54,97	332 RUINI, Claudio C
33	54	11,06	4,8825	32,7613	54,60	367 CHAUME, Thierry T
34	58	11,89	4,8780	32,7317	54,55	179 BAUSCH, Pierre P
35	58	12,00	4,8333	32,4317	54,05	161 MOURICE, Benoit B
36	60	12,46	4,8154	32,3114	53,85	407 FELT, BAPTISTE B
37	60	12,46	4,8154	32,3114	53,85	401 RAMOS, Miguel
38	56	11,67	4,7986	32,1988	53,66	318 GRANDE, Freddy F
39	58	12,09	4,7974	32,1902	53,65	251 BERGAMASCO, Nicolas N
40	56	11,69	4,7904	32,1437	53,57	183 HAUSER, Lionel L
41	58	12,23	4,7424	31,8218	53,04	7 GUICHARD, Louis L
42	50	10,60	4,7170	31,6509	52,75	94 BURKHALTER, Christine C
43	58	12,34	4,7002	31,5381	52,56	92 WALDMANN, Daniel D
44	54	11,51	4,6916	31,4805	52,47	153 BECRET, Jean-guy J
45	58	12,45	4,6586	31,2594	52,10	213 DONOFRIO, Ciriaco C
46	56	12,13	4,6167	30,9777	51,63	105 NEUMANN, Julien J

PRODUCTION -- Overall Stage Results**CHAMPIONNAT DE FRANCE HANDGUN 2014**

Printed mai 26, 2014 at 8:24

**Stage 3 -- STAGE 03**

	PTS	TIME	HIT FACTOR	STAGE POINTS	STAGE PERCENT	COMPETITOR # Name
47	52	11,28	4,6099	30,9326	51,55	150 SCHRANER, Remo R
48	56	12,15	4,6091	30,9268	51,54	116 MOINE, Christian C
49	54	11,74	4,5997	30,8637	51,44	314 DONOT, Marc M
50	58	12,61	4,5995	30,8628	51,44	131 POUJOL, Marc M
51	58	12,64	4,5886	30,7896	51,32	243 COUPE, Laurent L
52	56	12,41	4,5125	30,2788	50,46	241 CLIN, Robert R
53	60	13,36	4,4910	30,1347	50,22	416 NYCZ, MARGAUX M
54	58	12,93	4,4857	30,0990	50,16	322 BADI, Desiree
55	58	13,05	4,4444	29,8222	49,70	200 MARYE, Christophe C
56	58	13,06	4,4410	29,7994	49,67	204 PITTIER, Alain A
57	54	12,18	4,4335	29,7488	49,58	220 PLAIT, Antoine A
58	48	10,87	4,4158	29,6302	49,38	394 DENOYELLES, Morgan M
59	43	9,75	4,4103	29,5928	49,32	281 DHELIN, Herve H
60	54	12,25	4,4082	29,5788	49,30	308 BROCHARD, Pierre P
61	50	11,57	4,3215	28,9974	48,33	154 BOITTIAUX, Bertrand
62	56	13,21	4,2392	28,4451	47,41	289 TRANCA, Germano G
63	52	12,34	4,2139	28,2755	47,13	348 VERLINDE, Camille C
64	58	13,85	4,1877	28,0996	46,83	196 CHERNOGOROV, Alexander A
65	58	13,86	4,1847	28,0794	46,80	276 BOUTIN, Herve H
66	56	13,42	4,1729	28,0000	46,67	163 SANCEAU, Thierry T
67	58	14,02	4,1369	27,7589	46,26	233 RAPHOZ, Dominic D
68	52	12,72	4,0880	27,4308	45,72	3 BURGADA, Luc L
69	58	14,21	4,0816	27,3878	45,65	235 ROSSI, Benvenuto B
70	44	11,00	4,0000	26,8400	44,73	177 UJEVIC, Christophe C
71	54	13,53	3,9911	26,7805	44,63	124 BELLOT, Mathieu M
72	60	15,14	3,9630	26,5918	44,32	387 MONTURY, ROBERT R
73	58	14,70	3,9456	26,4748	44,12	309 CAUDRELIER, Christian C
74	58	14,71	3,9429	26,4568	44,09	275 BOUTIN, Julie J
75	58	14,98	3,8718	25,9800	43,30	347 SALINAS-LAGUNA, Vicente V
76	45	11,69	3,8494	25,8298	43,05	272 MALLET, Nicolas N
77	54	14,03	3,8489	25,8261	43,04	187 JONDREVILLE, Dominique D
78	60	15,73	3,8144	25,5944	42,66	134 SIMSON, James J
79	52	13,86	3,7518	25,1746	41,96	223 WOHNER, Jean-philippe J
80	52	14,11	3,6853	24,7286	41,21	352 GUILHOT, Patrick P
81	58	15,74	3,6849	24,7255	41,21	370 GRAUFFEL, Gerard G
82	50	13,57	3,6846	24,7237	41,21	265 BUSSY, Laurent L
83	56	15,20	3,6842	24,7211	41,20	386 LAMISCARRE, Joel J
84	56	15,30	3,6601	24,5595	40,93	283 FERNANDES, Olivier O
85	43	11,92	3,6074	24,2055	40,34	8 HELLER, Peter P
86	54	15,03	3,5928	24,1078	40,18	299 LEGAL, Eric E
87	43	12,00	3,5833	24,0442	40,07	315 DURO, Jeremie J
88	60	16,94	3,5419	23,7662	39,61	207 SANTERRE, Sebastien S
89	58	16,42	3,5323	23,7016	39,50	382 CHRAPKIEWICZ, Olivier O
90	58	16,54	3,5066	23,5296	39,22	160 MARTORELL, Damien D
91	56	16,10	3,4783	23,3391	38,90	368 DUJARDIN, Yves Y
92	58	16,80	3,4524	23,1655	38,61	278 CARDOT, Thierry T

PRODUCTION -- Overall Stage Results**CHAMPIONNAT DE FRANCE HANDGUN 2014**

Printed mai 26, 2014 at 8:24

**Stage 3 -- STAGE 03**

	PTS	TIME	HIT FACTOR	STAGE POINTS	STAGE PERCENT	COMPETITOR # Name
93	48	14,28	3,3613	22,5546	37,59	173 PHELPS, MIKAYLA M
94	58	17,56	3,3030	22,1629	36,94	350 BOHAIN, JEAN-LUC J
95	58	17,60	3,2955	22,1125	36,85	194 VALANCE, Thomas T
96	60	18,39	3,2626	21,8923	36,49	191 PREDOVICH, Dan D
97	48	14,80	3,2432	21,7622	36,27	146 JOSI, Maggie M
98	56	17,32	3,2333	21,6952	36,16	452 CARRACEDO-GUERRA, MARIA M
99	60	18,59	3,2275	21,6568	36,09	86 FRICKER, Claudia C
100	52	16,71	3,1119	20,8809	34,80	228 FOURNIER, Anne A
101	43	13,85	3,1047	20,8325	34,72	75 ROI, Harel H
102	60	19,50	3,0769	20,6462	34,41	305 STEVE, Peter P
103	48	15,67	3,0632	20,5539	34,26	201 MATTER, Sebastien S
104	58	18,94	3,0623	20,5480	34,25	456 MAZY, LAURENT L
105	58	18,99	3,0542	20,4939	34,16	385 FIGOLI, Sergio S
106	48	15,79	3,0399	20,3977	34,00	122 ARTAL, Audrey A
107	56	18,43	3,0385	20,3885	33,98	229 GILANT, Christophe C
108	58	19,09	3,0382	20,3866	33,98	360 PLANO, Olivier O
109	41	13,51	3,0348	20,3634	33,94	329 OBERTI, Claudio C
110	56	18,63	3,0059	20,1696	33,62	112 EVESQUE, Michel M
111	56	18,69	2,9963	20,1049	33,51	180 CLAVEL, Victorien V
112	56	18,71	2,9931	20,0834	33,47	54 CANTOS, Francisco F
113	56	19,13	2,9273	19,6424	32,74	395 DENOYELLES, Marie-Claude M
114	56	19,26	2,9076	19,5099	32,52	461 FOURNIER, ALEXANDRE A
115	60	20,68	2,9014	19,4681	32,45	400 MERLIER, Andre A
116	52	17,96	2,8953	19,4276	32,38	397 JORGE, Paulo P
117	54	18,72	2,8846	19,3558	32,26	141 BRULTEY, Pascal P
118	60	20,84	2,8791	19,3186	32,20	224 BRIDE, Martial M
119	58	20,35	2,8501	19,1243	31,87	155 CALLE, Xavier X
120	58	20,95	2,7685	18,5766	30,96	384 DALLEAU, Eric E
121	48	17,50	2,7429	18,4046	30,67	335 CANEPA, Carlo C
122	48	17,98	2,6696	17,9132	29,86	96 CLAIRE, Olivier O
123	39	14,77	2,6405	17,7177	29,53	88 LATREILLE, Philippe P
124	41	15,61	2,6265	17,6240	29,37	458 ALIANI, FEDERICO F
125	58	22,13	2,6209	17,5861	29,31	287 RIOU, Sylvain
126	56	21,52	2,6022	17,4610	29,10	351 GAL, Didier D
127	58	22,37	2,5928	17,3974	29,00	195 BRUNO, Alfonsino
128	52	20,07	2,5909	17,3852	28,98	222 WELTER, Tony T
129	58	22,64	2,5618	17,1899	28,65	190 PHELPS, David D
130	56	22,01	2,5443	17,0722	28,45	182 EAP, Christophe C
131	54	21,27	2,5388	17,0353	28,39	371 LAPP, Pascal P
132	52	20,71	2,5109	16,8479	28,08	118 PRIBILINCOVA, HANA H
133	39	15,64	2,4936	16,7321	27,89	316 GERARD, Emmanuel E
134	56	22,58	2,4801	16,6413	27,74	259 JOURDE, Philippe P
135	52	21,17	2,4563	16,4818	27,47	267 CROUZET, Stephane S
136	28	11,99	2,3353	15,6697	26,12	135 SOUL, Emmanuel E
137	58	25,21	2,3007	15,4375	25,73	349 BALANDRAUX, Yves
138	54	23,70	2,2785	15,2886	25,48	142 CORTEZ, Carl C

PRODUCTION -- Overall Stage Results**CHAMPIONNAT DE FRANCE HANDGUN 2014**

Printed mai 26, 2014 at 8:24

**Stage 3 -- STAGE 03**

	PTS	TIME	HIT FACTOR	STAGE POINTS	STAGE PERCENT	COMPETITOR # Name
139	43	19,08	2,2537	15,1221	25,20	357 MELISSA, Aurelie A
140	58	25,84	2,2446	15,0611	25,10	55 CORNUT, Pierre P
141	58	25,86	2,2428	15,0495	25,08	239 BUSSER, Celine C
142	58	25,92	2,2377	15,0147	25,02	198 JOUY, Jean-claude
143	41	18,37	2,2319	14,9760	24,96	199 MARYE, Georges G
144	41	18,65	2,1984	14,7512	24,59	343 JUHEL, Julien J
145	38	17,34	2,1915	14,7047	24,51	346 MONTALE, Andrea A
146	58	26,82	2,1626	14,5108	24,18	167 BOUCAUT, Jean Louis J
147	37	17,41	2,1252	14,2602	23,77	197 JEANJEAN, Jerome J
148	30	14,13	2,1231	14,2463	23,74	106 ORLANDINI, Alberto A
149	60	28,57	2,1001	14,0917	23,49	230 PASERO, Damien D
150	50	24,82	2,0145	13,5173	22,53	277 CARDOEN, Vincent V
151	50	25,71	1,9448	13,0494	21,75	79 AGRINIER, Pascal P
152	41	21,12	1,9413	13,0260	21,71	231 PICARD, Nicolas N
153	52	26,81	1,9396	13,0145	21,69	353 HUMILIER, Nicolas N
154	43	22,21	1,9361	12,9910	21,65	165 ALEXANDRE, Jean Marc J
155	39	21,10	1,8483	12,4024	20,67	130 PAYRAULT, Christian C
156	54	29,38	1,8380	12,3329	20,55	285 POLO, Bruno B
157	39	21,42	1,8207	12,2171	20,36	193 THOMAS, Jean-luc J
158	60	33,03	1,8165	12,1889	20,31	338 DUCHESNE, Frédéric F
159	37	20,90	1,7703	11,8789	19,80	280 DA-COSTA-LEIRAS, Rasael R
160	58	33,42	1,7355	11,6451	19,41	439 DE-RONGE, Charles
161	60	34,64	1,7321	11,6224	19,37	67 COLLIN, Anne A
162	22	13,21	1,6654	11,1749	18,62	216 GUILMART, Nicolas N
163	24	14,67	1,6360	10,9775	18,30	65 BORRALLO, JUAN J
164	43	26,45	1,6257	10,9085	18,18	119 SARIK, Raido R
165	58	35,89	1,6160	10,8437	18,07	125 DEMARET, Christian C
166	39	24,91	1,5656	10,5054	17,51	415 NOUET, CHARLOTTE C
167	48	31,50	1,5238	10,2248	17,04	339 FEDERICI, Giulia G
168	20	13,14	1,5221	10,2131	17,02	307 BALLIERE, Guillaume G
169	48	32,63	1,4710	9,8707	16,45	286 PRIEUR, Perrine P
170	45	33,37	1,3485	9,0485	15,08	331 REPLICA, Giorgio G
171	24	19,25	1,2468	8,3657	13,94	391 BESSA, Ana A
172	39	32,06	1,2165	8,1625	13,60	128 LESAINE, Claudine C
173	22	19,73	1,1151	7,4820	12,47	83 CASSIGNAC, Jean-paul J
174	44	45,33	0,9707	6,5131	10,86	113 FRICOU, ERIC E
175	22	23,00	0,9565	6,4183	10,70	426 BEZOT, Patrick P
176	28	33,62	0,8328	5,5883	9,31	366 CALVAT, Jean J
177	39	47,29	0,8247	5,5337	9,22	292 CHICA, Christian C
178	39	50,92	0,7659	5,1392	8,57	429 FREDEZ, JEAN-MAURICE J
179	18	26,66	0,6752	4,5304	7,55	152 ARENA, Gyl G
180	20	33,24	0,6017	4,0373	6,73	365 BUFFIN, Dominique D
181	30	50,12	0,5986	4,0164	6,69	447 GIBNEY, Jim J
182	9	24,29	0,3705	2,4862	4,14	107 VERITE, Isabelle I
183	3	15,11	0,1985	1,3322	2,22	373 LOUVIER, Sebastien S
184	0	16,21	0,0000	0,0000	0,00	388 MUNIER, Philippe P

PRODUCTION -- Overall Stage Results
CHAMPIONNAT DE FRANCE HANDGUN 2014

Printed mai 26, 2014 at 8:24



Stage 3 -- STAGE 03

PTS	TIME	HIT FACTOR	STAGE POINTS	STAGE PERCENT	COMPETITOR # Name
185	0	0,00	0,0000	0,00	361 POULAIN, Renaud R

CLASSIC -- Overall Stage Results
CHAMPIONNAT DE FRANCE HANDGUN 2014

Printed mai 26, 2014 at 8:24



Stage 3 -- STAGE 03

	PTS	TIME	HIT FACTOR	STAGE POINTS	STAGE PERCENT	COMPETITOR # Name
1	54	7,67	7,0404	60,0000	100,00	32 KUMMER, Patrick P
2	56	8,59	6,5192	55,5581	92,60	344 LES-ORTIZ, Jabier
3	54	8,83	6,1155	52,1178	86,86	39 PERROT, Laurent L
4	58	10,40	5,5769	47,5278	79,21	31 HOBDELL, Angus A
5	56	10,09	5,5500	47,2987	78,83	34 MELEY, Philippe P
6	50	9,80	5,1020	43,4807	72,47	36 NESTOLAT, Michel M
7	58	11,51	5,0391	42,9443	71,57	30 GERARD, Joël J
8	56	11,28	4,9645	42,3089	70,51	232 PICHENOT, Christophe C
9	30	7,76	3,8660	32,9467	54,91	29 BOIT, Julien
10	48	12,55	3,8247	32,5950	54,32	95 CHABOT, Romain R
11	39	10,53	3,7037	31,5638	52,61	27 ALTUNA, Denis D
12	56	15,42	3,6316	30,9497	51,58	437 SENDELIN, PHILIPPE P
13	50	14,05	3,5587	30,3282	50,55	99 DAZZI, GEORGES G
14	45	14,13	3,1847	27,1408	45,23	247 LANET, Luc L
15	54	17,75	3,0423	25,9268	43,21	448 LAMOUREUX, NICOLAS N
16	51	17,48	2,9176	24,8646	41,44	362 SANGUINETTI, Rodolphe R
17	33	11,81	2,7942	23,8132	39,69	136 TERKI, Sébastien S
18	44	15,76	2,7919	23,7930	39,66	133 SENCE, Jean-marc J
19	52	19,14	2,7168	23,1534	38,59	455 SANCHEZ-LUMBRERAS, JOSE-A J
20	39	14,60	2,6712	22,7648	37,94	126 HAPIAK, Pierre-françois P
21	42	16,32	2,5735	21,9322	36,55	326 FAVETO, Pierluigi P
22	44	20,19	2,1793	18,5725	30,95	64 BERRETTA, Maurizio M
23	58	34,03	1,7044	14,5251	24,21	440 GOUSSE, Jean-René
24	42	34,49	1,2177	10,3779	17,30	57 ESPILEZ-ELIPE, Jose-Luis
25	0	16,61	0,0000	0,0000	0,00	274 MASSAGUER-SALGADO, Enrique E

REVOLVER -- Overall Stage Results
CHAMPIONNAT DE FRANCE HANDGUN 2014

Printed mai 26, 2014 at 8:24



Stage 3 -- STAGE 03

	PTS	TIME	HIT FACTOR	STAGE POINTS	STAGE PERCENT	COMPETITOR # Name
1	58	12,25	4,7347	60,0000	100,00	143 DECARPIGNIES, Pascal P
2	58	16,69	3,4751	44,0383	73,40	91 SCHMOCKER, Ernst E
3	60	18,19	3,2985	41,8002	69,67	192 SIMON, Bernard B
4	58	19,44	2,9835	37,8086	63,01	203 PHOTION, David D
5	60	26,26	2,2848	28,9545	48,26	419 BIZET, MATHIAS M
6	35	17,24	2,0302	25,7271	42,88	427 MACIOCI, PATRICK P
7	44	22,03	1,9973	25,3103	42,18	430 ITANI, MARWAN M
8	56	33,16	1,6888	21,4009	35,67	431 TRAVERS, SANDRINE S
9	57	36,09	1,5794	20,0146	33,36	62 SCHEKIN, Oleg O
10	55	35,14	1,5652	19,8345	33,06	460 DESROCHES, JOCELYNE J
11	43	31,03	1,3858	17,5609	29,27	450 TOURNIER, PASCAL P

OPEN -- Overall Stage Results
CHAMPIONNAT DE FRANCE HANDGUN 2014

Printed mai 26, 2014 at 8:24



Stage 4 -- STAGE 04

	PTS	TIME	HIT FACTOR	STAGE POINTS	STAGE PERCENT	COMPETITOR # Name
1	58	7,52	7,7128	60,0000	100,00	433 DESAUGERE, Jean-francois J
2	58	9,37	6,1900	48,1537	80,26	18 DRUMMOND, Bill B
3	52	8,42	6,1758	48,0432	80,07	17 DEVILLE, Remy
4	57	9,49	6,0063	46,7250	77,88	342 HORACI, BERNABE-PARDO B
5	56	9,57	5,8516	45,5216	75,87	104 MEIER, Dominic
6	57	9,99	5,7057	44,3865	73,98	336 CASTRILLO, ALBERTO A
7	55	9,96	5,5221	42,9580	71,60	144 HAAS, Peter P
8	57	10,64	5,3571	41,6749	69,46	58 ESPILEZ-URBON, Ivan I
9	55	10,33	5,3243	41,4194	69,03	355 MARTIN, Patrice P
10	53	10,66	4,9719	38,6776	64,46	176 SCHNEIDER, Patrik P
11	57	11,65	4,8927	38,0619	63,44	25 SZAKACS, Alex A
12	56	11,47	4,8823	37,9809	63,30	77 TODARO, Giuseppe G
13	54	11,26	4,7957	37,3075	62,18	102 GRASSO, Bruno B
14	48	10,07	4,7666	37,0811	61,80	234 RENAUD, Patrick P
15	57	12,03	4,7382	36,8596	61,43	21 OBRIOT, Thierry
16	57	12,29	4,6379	36,0798	60,13	19 EGRET, Sebastien S
17	56	12,32	4,5455	35,3605	58,93	189 MONTARGOT, Renaud R
18	58	12,77	4,5419	35,3328	58,89	345 MALANDA-RUIZ, Raket R
19	53	11,86	4,4688	34,7642	57,94	226 DESAGNEAUX, Jean-Luc J
20	57	12,82	4,4462	34,5882	57,65	90 OGANESSIAN, Sarkis S
21	55	12,41	4,4319	34,4772	57,46	166 BETSCHART, Bruno B
22	57	13,13	4,3412	33,7716	56,29	20 GIBERT, Philippe P
23	43	9,92	4,3347	33,7208	56,20	22 OBRIOT, Emile E
24	58	13,71	4,2305	32,9103	54,85	151 ZANARDI, Annamaria A
25	52	12,32	4,2208	32,8347	54,72	93 BALESI, Daniel
26	56	13,27	4,2200	32,8290	54,72	98 CZYKAJLO, JEROME J
27	53	12,58	4,2130	32,7745	54,62	87 GOUGIS, Rémi R
28	57	13,61	4,1881	32,5805	54,30	253 BIZOUARN, Eric E
29	54	12,95	4,1699	32,4388	54,06	42 CANETTA, Irene I
30	58	13,99	4,1458	32,2516	53,75	376 VERDON, James J
31	50	12,13	4,1220	32,0664	53,44	444 HUET, MICHEL M
32	55	13,47	4,0831	31,7641	52,94	258 GIL-JIMENEZ, Mikael M
33	55	13,75	4,0000	31,1172	51,86	428 MILLOT, PATRICK P
34	56	14,45	3,8754	30,1482	50,25	103 LELEU, CHRISTIAN C
35	52	13,43	3,8719	30,1209	50,20	372 LOPEZ, Christophe C
36	54	14,16	3,8136	29,6669	49,44	399 MARCAND, Mickael M
37	53	13,91	3,8102	29,6408	49,40	84 DEVILLE, Jacques
38	51	13,54	3,7666	29,3017	48,84	301 PELLEGRINI, Jean-François J
39	51	13,78	3,7010	28,7913	47,99	302 RENOUX, Gilles G
40	44	11,93	3,6882	28,6915	47,82	158 HELAIEM, Stephane
41	47	12,85	3,6576	28,4535	47,42	132 RANDAXHE, Patrick P
42	56	15,41	3,6340	28,2700	47,12	237 BUFFARD, Francois F
43	42	11,68	3,5959	27,9735	46,62	26 TARRADE, Alain A
44	50	13,94	3,5868	27,9028	46,50	356 MARTIN, Olivia O
45	53	14,85	3,5690	27,7645	46,27	297 HAZAN, Albert A
46	54	15,14	3,5667	27,7466	46,24	421 LAUREMBOURLE, JACQUES J

OPEN -- Overall Stage Results
CHAMPIONNAT DE FRANCE HANDGUN 2014

Printed mai 26, 2014 at 8:24



Stage 4 -- STAGE 04

	PTS	TIME	HIT FACTOR	STAGE POINTS	STAGE PERCENT	COMPETITOR # Name
47	55	15,47	3,5553	27,6575	46,10	445 MEUNIER, GERARD G
48	52	14,90	3,4899	27,1493	45,25	374 MABILAIS, Gregory G
49	54	15,48	3,4884	27,1371	45,23	290 BOUCHOUCHA, Marc M
50	56	16,09	3,4804	27,0753	45,13	273 MARTINEZ-DE-LAS-HERAS, Maria M
51	56	16,15	3,4675	26,9747	44,96	73 PETTENATI, Simonetta S
52	44	12,71	3,4618	26,9307	44,88	138 AIELLO, Jean J
53	38	11,11	3,4203	26,6079	44,35	140 BELLONI, Francois F
54	59	17,35	3,4006	26,4541	44,09	85 DEVILLE, Pauline P
55	55	16,44	3,3455	26,0257	43,38	205 SALLET, Gauthier G
56	54	16,40	3,2927	25,6148	42,69	186 IOZZO, Fabrice F
57	51	15,69	3,2505	25,2865	42,14	364 BOVIN, Loic L
58	58	18,06	3,2115	24,9834	41,64	393 DELDO, Nicolas
59	41	12,98	3,1587	24,5726	40,95	319 PESTIAUX, Thierry T
60	54	17,11	3,1560	24,5519	40,92	424 ASTORG, GERARD G
61	44	14,02	3,1384	24,4144	40,69	46 DEMANET, Jean-michel J
62	53	17,26	3,0707	23,8878	39,81	245 GUINCHARD, Patrick P
63	59	19,56	3,0164	23,4652	39,11	436 SAUTOUR, JACQUES J
64	41	13,81	2,9689	23,0957	38,49	139 BELLONI, Philippe P
65	51	17,56	2,9043	22,5937	37,66	254 CABLE, Nathalie N
66	57	19,73	2,8890	22,4744	37,46	383 CONNOUE, Gerard
67	54	19,85	2,7204	21,1629	35,27	291 CERVELLO, Richard R
68	55	20,91	2,6303	20,4621	34,10	330 PERNIGOTTI, Gerolamo G
69	57	22,23	2,5641	19,9470	33,24	432 WOLAN, Joseph J
70	39	15,30	2,5490	19,8296	33,05	369 GATEAU, Phiippe
71	36	14,29	2,5192	19,5980	32,66	60 PENALVA-PASQUET, Pierre-jean P
72	58	23,63	2,4545	19,0944	31,82	446 PITOT-AIMARETTI, Robert R
73	54	22,34	2,4172	18,8041	31,34	240 CHARPENTIER, Bernard
74	39	16,51	2,3622	18,3763	30,63	129 PANE, Bernard B
75	58	24,75	2,3434	18,2303	30,38	441 LASBLEIS, MICHEL M
76	58	26,31	2,2045	17,1494	28,58	435 GRANDGERARD, Hervé
77	36	17,67	2,0374	15,8492	26,42	78 AGRINIER, Didier D
78	41	20,99	1,9533	15,1954	25,33	148 NOWAK, Hubert
79	38	19,88	1,9115	14,8699	24,78	257 GIL-JIMENEZ, Pierre P
80	38	22,14	1,7164	13,3520	22,25	111 DEMANGEOT, Laurent L
81	55	33,87	1,6239	12,6325	21,05	59 ETOURNEAU, Helene H
82	34	27,14	1,2528	9,7456	16,24	333 SAARBACH, Stafford S
83	25	20,10	1,2438	9,6758	16,13	149 RIEDI, Serenella S

STANDARD -- Overall Stage Results
CHAMPIONNAT DE FRANCE HANDGUN 2014

Printed mai 26, 2014 at 8:24



Stage 4 -- STAGE 04

	PTS	TIME	HIT FACTOR	STAGE POINTS	STAGE PERCENT	COMPETITOR # Name
1	57	10,85	5,2535	60,0000	100,00	49 MIDGLEY, GREGORY G
2	56	11,11	5,0405	57,5679	95,95	51 POIRET, Jerome
3	58	11,56	5,0173	57,3029	95,50	115 LAPEYRE, Franck F
4	55	11,55	4,7619	54,3860	90,64	47 JAIME-DIAZ, Juan-Carlos
5	53	11,46	4,6248	52,8199	88,03	271 IBANEZ, Gorka G
6	55	12,01	4,5795	52,3029	87,17	284 GUILLAUME, Bertrand B
7	58	13,37	4,3381	49,5453	82,58	408 FELT, OLIVIER O
8	55	12,79	4,3002	49,1132	81,86	459 GUBIN, YLIA Y
9	51	11,90	4,2857	48,9474	81,58	404 SILVA, Manuel M
10	54	12,85	4,2023	47,9951	79,99	321 SAUDEMONT, Tom T
11	54	12,93	4,1763	47,6981	79,50	44 CUTAYA, Christian C
12	54	13,25	4,0755	46,5462	77,58	340 FERRERO-POZA, Carlos
13	58	14,35	4,0418	46,1617	76,94	168 BROSCHE, Hampi
14	56	13,98	4,0057	45,7496	76,25	48 MARCHAL, Florian F
15	57	14,32	3,9804	45,4609	75,77	147 MACHET, Christophe C
16	54	13,59	3,9735	45,3817	75,64	45 DA-ROS, Philippe P
17	52	13,28	3,9157	44,7210	74,53	80 BEAUNIER, François F
18	59	15,14	3,8970	44,5074	74,18	82 CARRIER, Philippe P
19	51	13,16	3,8754	44,2609	73,77	50 PESCE, Fabrizio F
20	51	13,22	3,8578	44,0600	73,43	392 COSTA, Luis L
21	58	15,08	3,8462	43,9271	73,21	43 COLOMBINI, Jean Pierre J
22	54	14,07	3,8380	43,8335	73,06	403 SAMPAIO, Mauricio M
23	55	14,41	3,8168	43,5918	72,65	101 GOLI, GERARD G
24	51	13,43	3,7975	43,3711	72,29	217 LEVIS, Luca L
25	51	13,71	3,7199	42,4853	70,81	304 SENDOU, Frederic F
26	56	15,09	3,7111	42,3843	70,64	108 BACH, Lucas L
27	54	14,70	3,6735	41,9549	69,92	296 GUINTOLI, Gilles G
28	57	15,92	3,5804	40,8920	68,15	53 ZOLLA, Luca
29	52	14,59	3,5641	40,7056	67,84	363 VANDENABEELLE, Christian C
30	52	14,61	3,5592	40,6499	67,75	109 BISOUE, Stéphane S
31	46	13,16	3,4954	39,9216	66,54	227 FLEISCHER, ALEXANDER A
32	54	15,76	3,4264	39,1330	65,22	244 EDO, Damia D
33	56	16,57	3,3796	38,5986	64,33	303 ROTON, Patrick P
34	51	15,24	3,3465	38,2201	63,70	279 CARTIER, Serge S
35	49	14,92	3,2842	37,5088	62,51	212 DESTREBECK, Marian M
36	56	17,08	3,2787	37,4461	62,41	443 GOY, PHILIPPE P
37	56	17,15	3,2653	37,2932	62,16	221 ROSSIGNOL, Bernard B
38	48	14,76	3,2520	37,1416	61,90	417 WEBER, MATTHIAS M
39	56	17,31	3,2351	36,9485	61,58	390 PEPY, Pascal P
40	50	15,83	3,1586	36,0741	60,12	121 TRUONG-VINH-TONG, Andre
41	45	14,48	3,1077	35,4936	59,16	97 CLOT, Jean-marc J
42	55	18,06	3,0454	34,7817	57,97	137 VANDAL, Olivier O
43	53	17,56	3,0182	34,4713	57,45	242 COUELLE, Philippe P
44	47	15,64	3,0051	34,3216	57,20	175 RACLOT, Gerard G
45	47	15,68	2,9974	34,2340	57,06	248 NATALIZIO, Silvain S
46	52	17,38	2,9919	34,1712	56,95	41 WURSTER, Sabine S

STANDARD -- Overall Stage Results
CHAMPIONNAT DE FRANCE HANDGUN 2014

Printed mai 26, 2014 at 8:24



Stage 4 -- STAGE 04

	PTS	TIME	HIT FACTOR	STAGE POINTS	STAGE PERCENT	COMPETITOR # Name
47	50	17,27	2,8952	33,0662	55,11	260 LAMY, Jean-Michel
48	53	18,46	2,8711	32,7907	54,65	268 GOUTTEBESSIS, Francis F
49	48	16,81	2,8554	32,6122	54,35	110 DAGORNO, Paul P
50	52	18,23	2,8524	32,5779	54,30	38 PERROT, Manuela M
51	47	16,62	2,8279	32,2978	53,83	377 WERBROUCK, Florent F
52	56	20,04	2,7944	31,9151	53,19	127 HOCQUET, Serge
53	52	18,62	2,7927	31,8955	53,16	261 PROMIS, Stephan S
54	55	20,02	2,7473	31,3765	52,29	442 BELLON-ESBELIN, Yann Y
55	52	19,29	2,6957	30,7877	51,31	293 DIEU, Steeve S
56	46	17,29	2,6605	30,3857	50,64	418 WEBER, DIDIER D
57	44	16,95	2,5959	29,6476	49,41	409 FONDER, Anne-valérie
58	55	21,23	2,5907	29,5882	49,31	37 NESTOLAT, Vincent V
59	39	15,14	2,5760	29,4202	49,03	457 LOPUNOV, SERGEY S
60	55	21,71	2,5334	28,9340	48,22	68 FORMENTO, Federico-Maria
61	43	17,16	2,5058	28,6192	47,70	215 GUASTELLA, Vincenzo V
62	46	18,58	2,4758	28,2760	47,13	250 OTERO, MARK M
63	53	21,54	2,4605	28,1019	46,84	249 NERI, Christian C
64	46	19,91	2,3104	26,3872	43,98	423 TREUSSARD, FRANCOIS F
65	36	15,61	2,3062	26,3394	43,90	33 MARTIN-PRIVAT, Pierre P
66	42	18,44	2,2777	26,0132	43,36	114 JOACHIM, Eric E
67	38	17,90	2,1229	24,2458	40,41	425 BERTRAND, Elian E
68	46	21,86	2,1043	24,0333	40,06	264 BLONDIAUX, SOPHIE S
69	46	22,19	2,0730	23,6759	39,46	266 BUSSY, Isabelle I
70	54	26,22	2,0595	23,5216	39,20	246 KOCH, Pascal P
71	37	18,40	2,0109	22,9663	38,28	172 MOURGUES, Jacques J
72	33	16,45	2,0061	22,9115	38,19	306 WAVRANT, Xavier X
73	44	23,40	1,8803	21,4755	35,79	263 RAOUL, Eric E
74	44	24,39	1,8040	20,6038	34,34	66 CABONA, Carolina
75	49	27,30	1,7949	20,4993	34,17	214 FONTAINE, Frederic F
76	22	13,22	1,6641	19,0063	31,68	255 CABLE, Xavier X
77	27	20,85	1,2950	14,7899	24,65	262 RAOUL, Catherine C
78	40	32,97	1,2132	13,8563	23,09	358 MEUNIER, ALAIN A
79	24	19,89	1,2066	13,7811	22,97	320 PORREYE, Xavier
80	44	39,09	1,1256	12,8556	21,43	209 TRUONG, Phung P
81	22	27,65	0,7957	9,0873	15,15	334 BARILLARI, Giampaolo G
82	16	27,57	0,5803	6,6281	11,05	381 CAMUGLI, JEAN-PIERRE J
83	5	13,88	0,3602	4,1142	6,86	252 BIZOUARN, Mireille M

PRODUCTION -- Overall Stage Results**CHAMPIONNAT DE FRANCE HANDGUN 2014**

Printed mai 26, 2014 at 8:24

**Stage 4 -- STAGE 04**

	PTS	TIME	HIT FACTOR	STAGE POINTS	STAGE PERCENT	COMPETITOR # Name
1	58	10,01	5,7942	60,0000	100,00	6 GRAUFFEL, Eric
2	56	10,70	5,2336	54,1953	90,33	15 ZAPLETAL, Miroslav M
3	56	11,27	4,9689	51,4543	85,76	396 JOAO, Manuel
4	54	10,91	4,9496	51,2538	85,42	7 GUICHARD, Louis L
5	58	11,78	4,9236	50,9847	84,97	170 GARCIA, Frank F
6	56	11,46	4,8866	50,6012	84,34	9 LAVERGNE, Mathieu M
7	56	11,52	4,8611	50,3376	83,90	347 SALINAS-LAGUNA, Vicente V
8	52	10,80	4,8148	49,8582	83,10	11 RIBAS, Guga
9	56	11,74	4,7700	49,3943	82,32	150 SCHRANER, Remo R
10	56	11,82	4,7377	49,0600	81,77	401 RAMOS, Miguel
11	54	11,46	4,7120	48,7940	81,32	410 GUSHIN, MICKAIL M
12	58	12,67	4,5777	47,4033	79,01	405 BURGADA, LAURENT L
13	52	11,73	4,4331	45,9053	76,51	406 DAGUENEL, LAETITIA L
14	50	11,44	4,3706	45,2586	75,43	314 DONOT, Marc M
15	50	11,60	4,3103	44,6344	74,39	8 HELLER, Peter P
16	56	13,08	4,2813	44,3341	73,89	1 AMARO, Dominique D
17	48	11,22	4,2781	44,3002	73,83	411 GUSHINA, MARIA M
18	54	12,92	4,1796	43,2801	72,13	145 JOSI, Oliver O
19	50	12,06	4,1459	42,9319	71,55	394 DENOYELLES, Morgan M
20	54	13,12	4,1159	42,6204	71,03	162 PEREZ, Guillaume G
21	54	13,22	4,0847	42,2980	70,50	407 FELT, BAPTISTE B
22	54	13,33	4,0510	41,9489	69,91	3 BURGADA, Luc L
23	52	12,93	4,0217	41,6449	69,41	153 BECRET, Jean-guy J
24	54	13,57	3,9794	41,2070	68,68	238 BUSSER, Alain A
25	54	13,62	3,9648	41,0558	68,43	75 ROI, Harel H
26	54	13,75	3,9273	40,6676	67,78	40 WILLMES, Siegfried S
27	56	14,29	3,9188	40,5801	67,63	54 CANTOS, Francisco F
28	52	13,28	3,9157	40,5474	67,58	83 CASSIGNAC, Jean-paul J
29	54	13,84	3,9017	40,4031	67,34	251 BERGAMASCO, Nicolas N
30	56	14,43	3,8808	40,1864	66,98	213 DONOFRIO, Ciriaco C
31	56	14,59	3,8382	39,7457	66,24	94 BURKHALTER, Christine C
32	56	14,62	3,8304	39,6641	66,11	92 WALDMANN, Daniel D
33	56	14,78	3,7889	39,2348	65,39	89 MEICHTRY, Markus M
34	52	13,86	3,7518	38,8506	64,75	178 VACHER, Benoit B
35	48	12,80	3,7500	38,8319	64,72	81 BEDROSSIAN, Marc
36	58	15,62	3,7132	38,4507	64,08	188 MEUNIER, Pierre P
37	56	15,14	3,6988	38,3018	63,84	183 HAUSER, Lionel L
38	50	13,82	3,6179	37,4644	62,44	96 CLAIRE, Olivier O
39	50	14,03	3,5638	36,9037	61,51	86 FRICKER, Claudia C
40	50	14,12	3,5411	36,6684	61,11	308 BROCHARD, Pierre P
41	52	14,82	3,5088	36,3339	60,56	269 GUTIERREZ, Jorge J
42	54	15,49	3,4861	36,0994	60,17	4 CARRIE, Stéphane S
43	56	16,11	3,4761	35,9956	59,99	112 EVESQUE, Michel M
44	52	14,96	3,4759	35,9939	59,99	74 RODRIGUEZ-PINTOR, JUAN J
45	50	14,39	3,4746	35,9804	59,97	281 DHELIN, Herve H
46	48	13,83	3,4707	35,9399	59,90	163 SANCEAU, Thierry T

PRODUCTION -- Overall Stage Results**CHAMPIONNAT DE FRANCE HANDGUN 2014**

Printed mai 26, 2014 at 8:24

**Stage 4 -- STAGE 04**

	PTS	TIME	HIT FACTOR	STAGE POINTS	STAGE PERCENT	COMPETITOR # Name
47	54	15,65	3,4505	35,7303	59,55	220 PLAIT, Antoine A
48	56	16,28	3,4398	35,6198	59,37	204 PITTIER, Alain A
49	48	14,32	3,3520	34,7101	57,85	2 BACULARD, Patrick
50	54	16,12	3,3499	34,6885	57,81	243 COUPE, Laurent L
51	52	15,64	3,3248	34,4290	57,38	349 BALANDRAUX, Yves
52	54	16,26	3,3210	34,3899	57,32	367 CHAUME, Thierry T
53	56	16,94	3,3058	34,2320	57,05	386 LAMISCARRE, Joel J
54	44	13,31	3,3058	34,2320	57,05	65 BORRALLO, JUAN J
55	44	13,43	3,2762	33,9261	56,54	359 NASSO, Michel M
56	46	14,05	3,2740	33,9030	56,51	12 SAGON, Aurélien A
57	39	11,93	3,2691	33,8518	56,42	317 GHJISELINK, Maxime M
58	54	16,57	3,2589	33,7465	56,24	277 CARDOEN, Vincent V
59	46	14,16	3,2486	33,6397	56,07	278 CARDOT, Thierry T
60	52	16,05	3,2399	33,5495	55,92	352 GUILHOT, Patrick P
61	56	17,30	3,2370	33,5196	55,87	179 BAUSCH, Pierre P
62	56	17,35	3,2277	33,4230	55,71	167 BOUCAUT, Jean Louis J
63	54	16,76	3,2220	33,3639	55,61	309 CAUDRELIER, Christian C
64	41	12,76	3,2132	33,2729	55,45	154 BOITTEAUX, Bertrand
65	48	15,06	3,1873	33,0045	55,01	120 SIMONIN, Thierry T
66	46	14,50	3,1724	32,8509	54,75	357 MELISSA, Aurelie A
67	50	15,79	3,1666	32,7903	54,65	285 POLO, Bruno B
68	52	16,43	3,1649	32,7735	54,62	210 ARMENDARIZ, Sebastien S
69	48	15,27	3,1434	32,5506	54,25	350 BOHAIN, JEAN-LUC J
70	46	14,71	3,1271	32,3819	53,97	416 NYCZ, MARGAUX M
71	54	17,30	3,1214	32,3225	53,87	216 GUILMART, Nicolas N
72	52	16,89	3,0787	31,8809	53,13	161 MOURICE, Benoit B
73	52	16,90	3,0769	31,8621	53,10	200 MARYE, Christophe C
74	52	17,02	3,0552	31,6374	52,73	233 RAPHOZ, Dominic D
75	42	13,76	3,0523	31,6074	52,68	160 MARTORELL, Damien D
76	54	17,80	3,0337	31,4146	52,36	201 MATTER, Sebastien S
77	58	19,19	3,0224	31,2976	52,16	107 VERITE, Isabelle I
78	56	18,53	3,0221	31,2946	52,16	283 FERNANDES, Olivier O
79	52	17,33	3,0006	31,0715	51,79	124 BELLOT, Mathieu M
80	52	17,42	2,9851	30,9110	51,52	88 LATREILLE, Philippe P
81	48	16,14	2,9740	30,7961	51,33	55 CORNUT, Pierre P
82	48	16,35	2,9358	30,4005	50,67	289 TRANCA, Germano G
83	48	16,35	2,9358	30,4005	50,67	131 POUJOL, Marc M
84	56	19,11	2,9304	30,3448	50,57	360 PLANO, Olivier O
85	48	16,44	2,9197	30,2341	50,39	106 ORLANDINI, Alberto A
86	50	17,20	2,9070	30,1022	50,17	391 BESSA, Ana A
87	46	15,95	2,8840	29,8644	49,77	318 GRANDE, Freddy F
88	50	17,52	2,8539	29,5524	49,25	187 JONDREVILLE, Dominique D
89	42	14,78	2,8417	29,4261	49,04	164 TEISSIER, Philippe P
90	48	16,91	2,8386	29,3937	48,99	348 VERLINDE, Camille C
91	46	16,22	2,8360	29,3673	48,95	368 DUJARDIN, Yves Y
92	56	19,85	2,8212	29,2136	48,69	272 MALLET, Nicolas N

PRODUCTION -- Overall Stage Results**CHAMPIONNAT DE FRANCE HANDGUN 2014**

Printed mai 26, 2014 at 8:24

**Stage 4 -- STAGE 04**

	PTS	TIME	HIT FACTOR	STAGE POINTS	STAGE PERCENT	COMPETITOR # Name
93	52	18,46	2,8169	29,1695	48,62	276 BOUTIN, Herve H
94	48	17,06	2,8136	29,1353	48,56	307 BALLIERE, Guillaume G
95	52	18,56	2,8017	29,0123	48,35	329 OBERTI, Claudio C
96	46	16,57	2,7761	28,7470	47,91	199 MARYE, Georges G
97	50	18,17	2,7518	28,4952	47,49	134 SIMSON, James J
98	40	14,55	2,7491	28,4678	47,45	173 PHELPS, MIKAYLA M
99	41	15,04	2,7261	28,2289	47,05	351 GAL, Didier D
100	42	15,43	2,7220	28,1865	46,98	194 VALANCE, Thomas T
101	52	19,11	2,7211	28,1773	46,96	79 AGRINIER, Pascal P
102	37	13,61	2,7186	28,1515	46,92	265 BUSSY, Laurent L
103	48	17,72	2,7088	28,0501	46,75	280 DA-COSTA-LEIRAS, Rsaël R
104	50	18,68	2,6767	27,7173	46,20	130 PAYRAULT, Christian C
105	39	14,62	2,6676	27,6232	46,04	398 LERETRIF, Nicolas N
106	48	18,12	2,6490	27,4309	45,72	287 RIOU, Sylvain
107	48	18,14	2,6461	27,4007	45,67	339 FEDERICI, Giulia G
108	52	19,68	2,6423	27,3612	45,60	267 CROUZET, Stephane S
109	50	18,95	2,6385	27,3223	45,54	222 WELTER, Tony T
110	46	17,45	2,6361	27,2973	45,50	426 BEZOT, Patrick P
111	48	18,22	2,6345	27,2804	45,47	195 BRUNO, Alfonsino
112	46	17,77	2,5886	26,8057	44,68	191 PREDOVICH, Dan D
113	52	20,41	2,5478	26,3826	43,97	5 GOUGIS, Christophe C
114	48	19,11	2,5118	26,0099	43,35	207 SANTERRE, Sebastien S
115	46	18,34	2,5082	25,9726	43,29	116 MOINE, Christian C
116	52	20,83	2,4964	25,8506	43,08	315 DURO, Jeremie J
117	50	20,14	2,4826	25,7080	42,85	197 JEANJEAN, Jerome J
118	54	21,80	2,4771	25,6504	42,75	384 DALLEAU, Eric E
119	48	19,49	2,4628	25,5027	42,50	198 JOUY, Jean-claude
120	56	22,75	2,4615	25,4897	42,48	385 FIGOLI, Sergio S
121	44	17,88	2,4609	25,4825	42,47	299 LEGAL, Eric E
122	44	17,96	2,4499	25,3690	42,28	182 EAP, Christophe C
123	44	18,13	2,4269	25,1311	41,89	152 ARENA, Gyl G
124	37	15,28	2,4215	25,0747	41,79	231 PICARD, Nicolas N
125	33	13,75	2,4000	24,8524	41,42	461 FOURNIER, ALEXANDRE A
126	46	19,19	2,3971	24,8222	41,37	456 MAZY, LAURENT L
127	54	22,57	2,3926	24,7753	41,29	387 MONTURY, ROBERT R
128	58	24,34	2,3829	24,6754	41,13	190 PHELPS, David D
129	44	18,55	2,3720	24,5621	40,94	370 GRAUFFEL, Gerard G
130	33	13,96	2,3639	24,4786	40,80	397 JORGE, Paulo P
131	44	18,89	2,3293	24,1200	40,20	146 JOSI, Maggie M
132	44	19,06	2,3085	23,9049	39,84	353 HUMILIER, Nicolas N
133	50	21,72	2,3020	23,8379	39,73	122 ARTAL, Audrey A
134	46	20,49	2,2450	23,2473	38,75	223 WOHNER, Jean-philippe J
135	33	14,72	2,2418	23,2147	38,69	177 UJEVIC, Christophe C
136	48	21,54	2,2284	23,0756	38,46	452 CARRACEDO-GUERRA, MARIA M
137	50	22,52	2,2202	22,9911	38,32	429 FREDEZ, JEAN-MAURICE J
138	48	21,63	2,2191	22,9796	38,30	165 ALEXANDRE, Jean Marc J

PRODUCTION -- Overall Stage Results**CHAMPIONNAT DE FRANCE HANDGUN 2014**

Printed mai 26, 2014 at 8:24

**Stage 4 -- STAGE 04**

	PTS	TIME	HIT FACTOR	STAGE POINTS	STAGE PERCENT	COMPETITOR # Name
139	42	19,00	2,2105	22,8904	38,15	458 ALIANI, FEDERICO F
140	42	19,00	2,2105	22,8904	38,15	235 ROSSI, Benvenuto B
141	48	21,77	2,2049	22,8318	38,05	395 DENOYELLES, Marie-Claude M
142	52	23,79	2,1858	22,6343	37,72	331 REPLICA, Giorgio G
143	38	17,57	2,1628	22,3959	37,33	259 JOURDE, Philippe P
144	33	15,27	2,1611	22,3786	37,30	229 GILANT, Christophe C
145	44	20,37	2,1600	22,3676	37,28	118 PRIBILINCOVA, HANA H
146	52	24,45	2,1268	22,0233	36,71	371 LAPP, Pascal P
147	44	20,91	2,1043	21,7899	36,32	275 BOUTIN, Julie J
148	37	17,90	2,0670	21,4045	35,67	335 CANEPA, Carlo C
149	31	15,38	2,0156	20,8719	34,79	135 SOUL, Emmanuel E
150	42	20,93	2,0067	20,7796	34,63	119 SARIK, Raido R
151	56	27,92	2,0057	20,7697	34,62	224 BRIDE, Martial M
152	37	18,54	1,9957	20,6657	34,44	415 NOUET, CHARLOTTE C
153	34	17,52	1,9406	20,0956	33,49	239 BUSSER, Celine C
154	33	17,08	1,9321	20,0071	33,35	316 GERARD, Emmanuel E
155	44	22,86	1,9248	19,9312	33,22	382 CHRAPKIEWICZ, Olivier O
156	54	28,55	1,8914	19,5860	32,64	439 DE-RONGE, Charles
157	42	22,48	1,8683	19,3468	32,24	366 CALVAT, Jean J
158	35	18,77	1,8647	19,3091	32,18	196 CHERNOGOROV, Alexander A
159	29	16,04	1,8080	18,7219	31,20	155 CALLE, Xavier X
160	33	18,76	1,7591	18,2154	30,36	305 STEVE, Peter P
161	33	18,81	1,7544	18,1670	30,28	346 MONTALE, Andrea A
162	60	34,26	1,7513	18,1352	30,23	338 DUCHESNE, Frédéric F
163	58	33,21	1,7465	18,0849	30,14	400 MERLIER, Andre A
164	29	16,88	1,7180	17,7903	29,65	322 BADI, Desiree
165	31	18,40	1,6848	17,4462	29,08	142 CORTEZ, Carl C
166	37	21,98	1,6833	17,4314	29,05	128 LESAINE, Claudine C
167	43	25,58	1,6810	17,4071	29,01	228 FOURNIER, Anne A
168	40	24,22	1,6515	17,1019	28,50	447 GIBNEY, Jim J
169	40	24,53	1,6307	16,8857	28,14	230 PASERO, Damien D
170	25	15,66	1,5964	16,5312	27,55	105 NEUMANN, Julien J
171	26	16,33	1,5922	16,4871	27,48	241 CLIN, Robert R
172	44	28,35	1,5520	16,0715	26,79	113 FRICOU, ERIC E
173	44	29,09	1,5125	15,6627	26,10	180 CLAVEL, Victorien V
174	38	26,42	1,4383	14,8939	24,82	125 DEMARET, Christian C
175	31	22,27	1,3920	14,4145	24,02	365 BUFFIN, Dominique D
176	29	22,20	1,3063	13,5270	22,55	193 THOMAS, Jean-luc J
177	16	13,10	1,2214	12,6475	21,08	343 JUHEL, Julien J
178	18	14,99	1,2008	12,4345	20,72	332 RUINI, Claudio C
179	31	28,76	1,0779	11,1617	18,60	292 CHICA, Christian C
180	29	32,09	0,9037	9,3581	15,60	286 PRIEUR, Perrine P
181	37	48,91	0,7565	7,8336	13,06	67 COLLIN, Anne A
182	12	20,61	0,5822	6,0292	10,05	141 BRULTEY, Pascal P
183	0	0,00	0,0000	0,0000	0,00	361 POULAIN, Renaud R
184	0	15,67	0,0000	0,0000	0,00	373 LOUVIER, Sebastien S

PRODUCTION -- Overall Stage Results
CHAMPIONNAT DE FRANCE HANDGUN 2014

Printed mai 26, 2014 at 8:24




Stage 4 -- STAGE 04

PTS	TIME	HIT FACTOR	STAGE POINTS	STAGE PERCENT	COMPETITOR # Name
185	0	22,33	0,0000	0,00	388 MUNIER, Philippe P

CLASSIC -- Overall Stage Results
CHAMPIONNAT DE FRANCE HANDGUN 2014

Printed mai 26, 2014 at 8:24



Stage 4 -- STAGE 04

	PTS	TIME	HIT FACTOR	STAGE POINTS	STAGE PERCENT	COMPETITOR # Name
1	56	11,65	4,8069	60,0000	100,00	31 HOBDELL, Angus A
2	54	11,53	4,6834	58,4593	97,43	232 PICHENOT, Christophe C
3	60	13,48	4,4510	55,5585	92,60	344 LES-ORTIZ, Jabier
4	52	12,18	4,2693	53,2899	88,82	27 ALTUNA, Denis D
5	54	12,77	4,2287	52,7828	87,97	32 KUMMER, Patrick P
6	52	12,84	4,0498	50,5507	84,25	36 NESTOLAT, Michel M
7	52	13,58	3,8292	47,7961	79,66	39 PERROT, Laurent L
8	56	14,94	3,7483	46,7872	77,98	64 BERRETTA, Maurizio M
9	50	13,66	3,6603	45,6887	76,15	30 GERARD, Joël J
10	54	14,90	3,6242	45,2373	75,40	29 BOIT, Julien
11	56	16,59	3,3755	42,1338	70,22	448 LAMOUREUX, NICOLAS N
12	56	16,95	3,3038	41,2389	68,73	455 SANCHEZ-LUMBRERAS, JOSE-A J
13	48	15,07	3,1851	39,7573	66,26	99 DAZZI, GEORGES G
14	54	17,80	3,0337	37,8672	63,11	95 CHABOT, Romain R
15	52	17,20	3,0233	37,7367	62,89	133 SENCE, Jean-marc J
16	56	19,00	2,9474	36,7895	61,32	362 SANGUINETTI, Rodolphe R
17	48	16,35	2,9358	36,6448	61,07	34 MELEY, Philippe P
18	50	19,25	2,5974	32,4212	54,04	136 TERKI, Sébastien S
19	52	20,86	2,4928	31,1156	51,86	247 LANET, Luc L
20	52	21,71	2,3952	29,8974	49,83	437 SENDELIN, PHILIPPE P
21	54	24,39	2,2140	27,6357	46,06	440 GOUSSE, Jean-René
22	33	15,15	2,1782	27,1888	45,31	57 ESPILEZ-ELIPE, Jose-Luis
23	50	32,46	1,5404	19,2270	32,04	126 HAPIAK, Pierre-françois P
24	49	32,91	1,4889	18,5848	30,97	326 FAVETO, Pierluigi P
25	34	24,71	1,3760	17,1749	28,62	274 MASSAGUER-SALGADO, Enrique E

REVOLVER -- Overall Stage Results
CHAMPIONNAT DE FRANCE HANDGUN 2014

Printed mai 26, 2014 at 8:24



Stage 4 -- STAGE 04

	PTS	TIME	HIT FACTOR	STAGE POINTS	STAGE PERCENT	COMPETITOR # Name
1	59	16,52	3,5714	60,0000	100,00	430 ITANI, MARWAN M
2	56	18,45	3,0352	50,9919	84,99	143 DECARPIGNIES, Pascal P
3	52	17,19	3,0250	50,8202	84,70	91 SCHMOCKER, Ernst E
4	52	20,47	2,5403	42,6771	71,13	450 TOURNIER, PASCAL P
5	39	16,42	2,3752	39,9025	66,50	203 PHOTION, David D
6	56	26,20	2,1374	35,9084	59,85	192 SIMON, Bernard B
7	50	23,60	2,1186	35,5932	59,32	427 MACIOCI, PATRICK P
8	48	23,06	2,0815	34,9697	58,28	62 SCHEKIN, Oleg O
9	48	27,70	1,7329	29,1119	48,52	419 BIZET, MATHIAS M
10	50	30,11	1,6606	27,8977	46,50	431 TRAVERS, SANDRINE S
11	9	50,42	0,1785	2,9988	5,00	460 DESROCHES, JOCELYNE J

OPEN -- Overall Stage Results
CHAMPIONNAT DE FRANCE HANDGUN 2014

Printed mai 26, 2014 at 8:24



Stage 5 -- STAGE 05

	PTS	TIME	HIT FACTOR	STAGE POINTS	STAGE PERCENT	COMPETITOR # Name
1	154	12,54	12,2807	160,0000	100,00	18 DRUMMOND, Bill B
2	155	13,11	11,8230	154,0373	96,27	104 MEIER, Dominic
3	149	12,92	11,5325	150,2522	93,91	17 DEVILLE, Remy
4	155	14,41	10,7564	140,1408	87,59	58 ESPILEZ-URBON, Ivan I
5	152	14,88	10,2150	133,0875	83,18	144 HAAS, Peter P
6	155	15,46	10,0259	130,6228	81,64	176 SCHNEIDER, Patrik P
7	143	14,30	10,0000	130,2857	81,43	234 RENAUD, Patrick P
8	142	14,23	9,9789	130,0111	81,26	140 BELLONI, Francois F
9	151	15,25	9,9016	129,0042	80,63	77 TODARO, Giuseppe G
10	156	16,11	9,6834	126,1612	78,85	166 BETSCHART, Bruno B
11	153	15,85	9,6530	125,7648	78,60	22 OBRIOT, Emile E
12	149	15,65	9,5208	124,0420	77,53	42 CANETTA, Irene I
13	155	16,29	9,5150	123,9674	77,48	19 EGRET, Sebastien S
14	152	16,07	9,4586	123,2323	77,02	302 RENOUX, Gilles G
15	149	15,78	9,4423	123,0201	76,89	102 GRASSO, Bruno B
16	152	16,11	9,4351	122,9263	76,83	26 TARRADE, Alain A
17	153	16,24	9,4212	122,7446	76,72	355 MARTIN, Patrice P
18	158	17,03	9,2777	120,8758	75,55	253 BIZOUARN, Eric E
19	150	16,17	9,2764	120,8588	75,54	189 MONTARGOT, Renaud R
20	131	14,22	9,2124	120,0241	75,02	258 GIL-JIMENEZ, Mikael M
21	155	17,28	8,9699	116,8651	73,04	21 OBRIOT, Thierry
22	153	17,15	8,9213	116,2316	72,64	345 MALANDA-RUIZ, Rakel R
23	154	17,42	8,8404	115,1780	71,99	226 DESAGNEAUX, Jean-Luc J
24	154	17,42	8,8404	115,1780	71,99	87 GOUGIS, Rémi R
25	157	17,92	8,7612	114,1454	71,34	103 LELEU, CHRISTIAN C
26	152	17,44	8,7156	113,5518	70,97	372 LOPEZ, Christophe C
27	144	16,53	8,7114	113,4976	70,94	98 CZYKAJLO, JEROME J
28	152	17,51	8,6808	113,0978	70,69	139 BELLONI, Philippe P
29	146	17,12	8,5280	111,1082	69,44	444 HUET, MICHEL M
30	150	17,73	8,4602	110,2248	68,89	93 BALES, Daniel
31	150	17,91	8,3752	109,1170	68,20	151 ZANARDI, Annamaria A
32	154	18,41	8,3650	108,9843	68,12	60 PENALVA-PASQUET, Pierre-jean P
33	153	18,60	8,2258	107,1705	66,98	132 RANDAXHE, Patrick P
34	137	16,75	8,1791	106,5621	66,60	25 SZAKACS, Alex A
35	139	17,10	8,1287	105,9048	66,19	20 GIBERT, Philippe P
36	148	18,49	8,0043	104,2850	65,18	319 PESTIAUX, Thierry T
37	148	18,53	7,9870	104,0598	65,04	46 DEMANET, Jean-michel J
38	146	18,35	7,9564	103,6606	64,79	257 GIL-JIMENEZ, Pierre P
39	154	19,41	7,9341	103,3694	64,61	186 IOZZO, Fabrice F
40	155	19,54	7,9324	103,3485	64,59	376 VERDON, James J
41	154	19,58	7,8652	102,4719	64,04	273 MARTINEZ-DE-LAS-HERAS, Maria M
42	147	18,75	7,8400	102,1440	63,84	374 MABILAIS, Gregory G
43	152	19,58	7,7630	101,1411	63,21	84 DEVILLE, Jacques
44	152	19,70	7,7157	100,5250	62,83	290 BOUCHOUCHA, Marc M
45	152	20,46	7,4291	96,7910	60,49	336 CASTRILLO, ALBERTO A
46	137	18,64	7,3498	95,7572	59,85	158 HELAIEM, Stephane

OPEN -- Overall Stage Results
CHAMPIONNAT DE FRANCE HANDGUN 2014

Printed mai 26, 2014 at 8:24



Stage 5 -- STAGE 05

	PTS	TIME	HIT FACTOR	STAGE POINTS	STAGE PERCENT	COMPETITOR # Name
47	142	19,45	7,3008	95,1186	59,45	301 PELLEGRINI, Jean-François J
48	154	21,24	7,2505	94,4633	59,04	90 OGANESSIAN, Sarkis S
49	151	21,13	7,1462	93,1053	58,19	342 HORACI, BERNABE-PARDO B
50	146	20,50	7,1220	92,7889	57,99	205 SALLET, Gauthier G
51	153	21,49	7,1196	92,7581	57,97	356 MARTIN, Olivia O
52	153	21,73	7,0410	91,7336	57,33	436 SAUTOUR, JACQUES J
53	146	20,83	7,0091	91,3188	57,07	73 PETTENATI, Simonetta S
54	153	22,00	6,9545	90,6078	56,63	421 LAUREMBOURLE, JACQUES J
55	144	20,81	6,9198	90,1545	56,35	364 BOVIN, Loic L
56	157	22,69	6,9193	90,1492	56,34	369 GATEAU, Phiiippe
57	154	22,65	6,7991	88,5828	55,36	85 DEVILLE, Pauline P
58	150	22,31	6,7234	87,5969	54,75	330 PERNIGOTTI, Gerolamo G
59	155	23,22	6,6753	86,9694	54,36	297 HAZAN, Albert A
60	155	23,35	6,6381	86,4852	54,05	245 GUINCHARD, Patrick P
61	148	22,67	6,5285	85,0564	53,16	129 PANE, Bernard B
62	158	25,06	6,3049	82,1434	51,34	441 LASBLEIS, MICHEL M
63	133	21,25	6,2588	81,5435	50,96	254 CABLE, Nathalie N
64	153	24,73	6,1868	80,6054	50,38	237 BUFFARD, Francois F
65	123	20,25	6,0741	79,1365	49,46	424 ASTORG, GERARD G
66	150	25,26	5,9382	77,3668	48,35	138 AIELLO, Jean J
67	152	25,71	5,9121	77,0262	48,14	432 WOLAN, Joseph J
68	157	27,38	5,7341	74,7073	46,69	433 DESAUGERE, Jean-francois J
69	143	25,47	5,6144	73,1483	45,72	399 MARCAND, Mickael M
70	149	27,83	5,3539	69,7541	43,60	291 CERVELLO, Richard R
71	143	26,88	5,3199	69,3112	43,32	428 MILLOT, PATRICK P
72	158	30,73	5,1416	66,9871	41,87	393 DELDO, Nicolas
73	152	29,93	5,0785	66,1658	41,35	78 AGRINIER, Didier D
74	155	31,40	4,9363	64,3130	40,20	446 PITOT-AIMARETTI, Robert R
75	141	29,87	4,7205	61,5008	38,44	435 GRANDGERARD, Hervé
76	149	32,52	4,5818	59,6943	37,31	59 ETOURNEAU, Helene H
77	156	34,78	4,4853	58,4375	36,52	149 RIEDI, Serenella S
78	159	35,98	4,4191	57,5749	35,98	383 CONNOUE, Gerard
79	155	36,34	4,2653	55,5704	34,73	445 MEUNIER, GERARD G
80	158	41,96	3,7655	49,0590	30,66	111 DEMANGEOT, Laurent L
81	152	44,04	3,4514	44,9669	28,10	240 CHARPENTIER, Bernard
82	150	49,64	3,0218	39,3692	24,61	148 NOWAK, Hubert
83	151	53,65	2,8145	36,6694	22,92	333 SAARBACH, Stafford S

STANDARD -- Overall Stage Results
CHAMPIONNAT DE FRANCE HANDGUN 2014

Printed mai 26, 2014 at 8:24



Stage 5 -- STAGE 05

	PTS	TIME	HIT FACTOR	STAGE POINTS	STAGE PERCENT	COMPETITOR # Name
1	156	14,20	10,9859	160,0000	100,00	47 JAIME-DIAZ, Juan-Carlos
2	157	14,62	10,7387	156,3996	97,75	271 IBANEZ, Gorka G
3	157	14,91	10,5299	153,3578	95,85	49 MIDGLEY, GREGORY G
4	138	13,73	10,0510	146,3834	91,49	51 POIRET, Jerome
5	158	15,92	9,9246	144,5432	90,34	48 MARCHAL, Florian F
6	146	14,99	9,7398	141,8518	88,66	321 SAUDEMONT, Tom T
7	160	16,45	9,7264	141,6569	88,54	459 GUBIN, YLIA Y
8	157	16,54	9,4921	138,2444	86,40	80 BEAUNIER, François F
9	154	16,63	9,2604	134,8690	84,29	404 SILVA, Manuel M
10	151	16,34	9,2411	134,5887	84,12	101 GOLI, GERARD G
11	156	17,06	9,1442	133,1770	83,24	392 COSTA, Luis L
12	155	17,13	9,0485	131,7825	82,36	50 PESCE, Fabrizio F
13	152	16,83	9,0315	131,5355	82,21	340 FERRERO-POZA, Carlos
14	145	16,27	8,9121	129,7968	81,12	168 BROSCHE, Hampi
15	148	16,64	8,8942	129,5364	80,96	45 DA-ROS, Philippe P
16	156	17,60	8,8636	129,0909	80,68	260 LAMY, Jean-Michel
17	156	18,09	8,6235	125,5942	78,50	53 ZOLLA, Luca
18	153	17,96	8,5189	124,0705	77,54	115 LAPEYRE, Franck F
19	154	18,40	8,3696	121,8951	76,18	217 LEVIS, Luca L
20	136	16,30	8,3436	121,5164	75,95	227 FLEISCHER, ALEXANDER A
21	150	18,03	8,3195	121,1655	75,73	255 CABLE, Xavier X
22	134	16,17	8,2870	120,6920	75,43	408 FELT, OLIVIER O
23	147	18,05	8,1440	118,6107	74,13	403 SAMPAIO, Mauricio M
24	151	19,38	7,7915	113,4767	70,92	175 RACLOT, Gerard G
25	150	19,40	7,7320	112,6090	70,38	304 SENDOU, Frederic F
26	147	19,04	7,7206	112,4434	70,28	43 COLOMBINI, Jean Pierre J
27	134	17,40	7,7011	112,1603	70,10	284 GUILLAUME, Bertrand B
28	151	19,89	7,5918	110,5671	69,10	418 WEBER, DIDIER D
29	154	20,54	7,4976	109,1953	68,25	377 WERBROUCK, Florent F
30	150	20,26	7,4038	107,8289	67,39	44 CUTAYA, Christian C
31	150	20,34	7,3746	107,4048	67,13	306 WAVRANT, Xavier X
32	158	21,64	7,3013	106,3367	66,46	442 BELLON-ESBELIN, Yann Y
33	156	21,38	7,2965	106,2675	66,42	147 MACHET, Christophe C
34	146	20,05	7,2818	106,0528	66,28	296 GUINTOLI, Gilles G
35	149	20,47	7,2789	106,0113	66,26	137 VANDAL, Olivier O
36	157	21,73	7,2250	105,2261	65,77	82 CARRIER, Philippe P
37	152	21,39	7,1061	103,4943	64,68	248 NATALIZIO, Silvain S
38	146	20,65	7,0702	102,9713	64,36	417 WEBER, MATTHIAS M
39	158	22,36	7,0662	102,9127	64,32	221 ROSSIGNOL, Bernard B
40	157	22,53	6,9685	101,4897	63,43	33 MARTIN-PRIVAT, Pierre P
41	154	22,29	6,9089	100,6223	62,89	108 BACH, Lucas L
42	151	21,93	6,8855	100,2817	62,68	172 MOURGUES, Jacques J
43	158	23,26	6,7928	98,9307	61,83	263 RAOUL, Eric E
44	146	21,95	6,6515	96,8728	60,55	97 CLOT, Jean-marc J
45	135	20,49	6,5886	95,9567	59,97	303 ROTON, Patrick P
46	157	23,88	6,5745	95,7522	59,85	109 BISIOU, Stéphane S

STANDARD -- Overall Stage Results
CHAMPIONNAT DE FRANCE HANDGUN 2014

Printed mai 26, 2014 at 8:24



Stage 5 -- STAGE 05

	PTS	TIME	HIT FACTOR	STAGE POINTS	STAGE PERCENT	COMPETITOR # Name
47	158	24,05	6,5696	95,6810	59,80	250 OTERO, MARK M
48	156	24,27	6,4277	93,6135	58,51	38 PERROT, Manuela M
49	139	21,72	6,3996	93,2049	58,25	212 DESTREBECK, Marian M
50	146	22,82	6,3979	93,1796	58,24	41 WURSTER, Sabine S
51	156	24,76	6,3005	91,7609	57,35	242 COQUELLE, Philippe P
52	128	20,39	6,2776	91,4274	57,14	252 BIZOUARN, Mireille M
53	142	22,64	6,2721	91,3473	57,09	457 LOPUNOV, SERGEY S
54	124	20,02	6,1938	90,2072	56,38	409 FONDER, Anne-valérie
55	159	25,78	6,1676	89,8251	56,14	443 GOY, PHILIPPE P
56	135	21,94	6,1531	89,6150	56,01	320 PORREYE, Xavier
57	158	25,81	6,1217	89,1564	55,72	249 NERI, Christian C
58	154	25,37	6,0702	88,4064	55,25	279 CARTIER, Serge S
59	153	25,41	6,0213	87,6941	54,81	127 HOCQUET, Serge
60	150	25,18	5,9571	86,7599	54,22	363 VANDENABEELLE, Christian C
61	158	26,99	5,8540	85,2585	53,29	110 DAGORNO, Paul P
62	139	23,78	5,8452	85,1308	53,21	390 PEPY, Pascal P
63	151	26,14	5,7766	84,1308	52,58	215 GUASTELLA, Vincenzo V
64	124	21,93	5,6544	82,3506	51,47	293 DIEU, Steeve S
65	156	27,60	5,6522	82,3188	51,45	214 FONTAINE, Frederic F
66	160	29,21	5,4776	79,7759	49,86	68 FORMENTO, Federico-Maria
67	147	27,54	5,3377	77,7386	48,59	425 BERTRAND, Elian E
68	155	29,30	5,2901	77,0456	48,15	268 GOUTTEBESSIS, Francis F
69	152	29,50	5,1525	75,0421	46,90	37 NESTOLAT, Vincent V
70	127	24,80	5,1210	74,5823	46,61	244 EDO, Damia D
71	154	30,87	4,9887	72,6553	45,41	423 TREUSSARD, FRANCOIS F
72	156	33,47	4,6609	67,8817	42,43	264 BLONDIAUX, SOPHIE S
73	142	31,78	4,4682	65,0756	40,67	262 RAOUL, Catherine C
74	154	36,20	4,2541	61,9578	38,72	246 KOCH, Pascal P
75	139	32,70	4,2508	61,9085	38,69	121 TRUONG-VINH-TONG, Andre
76	155	41,33	3,7503	54,6198	34,14	334 BARILLARI, Giampaolo G
77	135	39,11	3,4518	50,2724	31,42	261 PROMIS, Stephan S
78	152	46,31	3,2822	47,8027	29,88	266 BUSSY, Isabelle I
79	160	49,57	3,2278	47,0094	29,38	209 TRUONG, Phung P
80	111	35,26	3,1480	45,8484	28,66	358 MEUNIER, ALAIN A
81	150	56,10	2,6738	38,9414	24,34	381 CAMUGLI, JEAN-PIERRE J
82	138	52,35	2,6361	38,3925	24,00	114 JOACHIM, Eric E
83	70	27,80	2,5180	36,6722	22,92	66 CABONA, Carolina

PRODUCTION -- Overall Stage Results**CHAMPIONNAT DE FRANCE HANDGUN 2014**

Printed mai 26, 2014 at 8:24

**Stage 5 -- STAGE 05**

	PTS	TIME	HIT FACTOR	STAGE POINTS	STAGE PERCENT	COMPETITOR # Name
1	156	13,12	11,8902	160,0000	100,00	6 GRAUFFEL, Eric
2	150	14,75	10,1695	136,8449	85,53	15 ZAPLETAL, Miroslav M
3	148	15,02	9,8535	132,5932	82,87	314 DONOT, Marc M
4	152	15,54	9,7812	131,6200	82,26	150 SCHRANER, Remo R
5	148	15,24	9,7113	130,6791	81,67	11 RIBAS, Guga
6	150	15,93	9,4162	126,7082	79,19	7 GUICHARD, Louis L
7	138	14,72	9,3750	126,1539	78,85	9 LAVERGNE, Mathieu M
8	152	16,52	9,2010	123,8121	77,38	411 GUSHINA, MARIA M
9	148	16,22	9,1245	122,7836	76,74	394 DENOYELLES, Morgan M
10	152	17,00	8,9412	120,3162	75,20	153 BECRET, Jean-guy J
11	156	17,55	8,8889	119,6126	74,76	8 HELLER, Peter P
12	129	14,52	8,8843	119,5508	74,72	4 CARRIE, Stéphane S
13	152	17,26	8,8065	118,5038	74,06	347 SALINAS-LAGUNA, Vicente V
14	152	17,35	8,7608	117,8891	73,68	317 GHJISELINK, Maxime M
15	154	17,58	8,7600	117,8776	73,67	170 GARCIA, Frank F
16	144	16,47	8,7432	117,6517	73,53	1 AMARO, Dominique D
17	156	17,86	8,7346	117,5364	73,46	89 MEICHTRY, Markus M
18	148	17,02	8,6957	117,0123	73,13	405 BURGADA, LAURENT L
19	150	17,25	8,6957	117,0123	73,13	396 JOAO, Manuel
20	152	17,50	8,6857	116,8786	73,05	359 NASSO, Michel M
21	148	17,06	8,6753	116,7380	72,96	410 GUSHIN, MICKAIL M
22	138	16,16	8,5396	114,9125	71,82	251 BERGAMASCO, Nicolas N
23	152	17,87	8,5059	114,4586	71,54	83 CASSIGNAC, Jean-paul J
24	152	18,02	8,4351	113,5058	70,94	278 CARDOT, Thierry T
25	150	17,85	8,4034	113,0791	70,67	145 JOSI, Oliver O
26	158	18,88	8,3686	112,6120	70,38	238 BUSSER, Alain A
27	150	18,12	8,2781	111,3941	69,62	2 BACULARD, Patrick
28	142	17,16	8,2751	111,3526	69,60	5 GOUGIS, Christophe C
29	148	18,05	8,1994	110,3352	68,96	416 NYCZ, MARGAUX M
30	140	17,10	8,1871	110,1695	68,86	308 BROCHARD, Pierre P
31	148	18,22	8,1229	109,3057	68,32	178 VACHER, Benoit B
32	154	19,08	8,0713	108,6105	67,88	94 BURKHALTER, Christine C
33	134	16,75	8,0000	107,6513	67,28	213 DONOFRIO, Ciriaco C
34	154	19,28	7,9876	107,4838	67,18	397 JORGE, Paulo P
35	146	18,30	7,9781	107,3572	67,10	81 BEDROSSIAN, Marc
36	150	18,87	7,9491	106,9667	66,85	12 SAGON, Aurélien A
37	150	18,92	7,9281	106,6840	66,68	398 LERETRIF, Nicolas N
38	150	18,97	7,9072	106,4029	66,50	231 PICARD, Nicolas N
39	156	19,76	7,8947	106,2349	66,40	406 DAGUENEL, LAETITIA L
40	140	17,74	7,8918	106,1949	66,37	343 JUHEL, Julien J
41	142	18,07	7,8583	105,7449	66,09	40 WILLMES, Siegfried S
42	150	19,21	7,8084	105,0735	65,67	269 GUTIERREZ, Jorge J
43	142	18,19	7,8065	105,0473	65,65	162 PEREZ, Guillaume G
44	158	20,31	7,7794	104,6831	65,43	188 MEUNIER, Pierre P
45	152	19,57	7,7670	104,5158	65,32	351 GAL, Didier D
46	158	20,35	7,7641	104,4773	65,30	267 CROUZET, Stephane S

PRODUCTION -- Overall Stage Results**CHAMPIONNAT DE FRANCE HANDGUN 2014**

Printed mai 26, 2014 at 8:24

**Stage 5 -- STAGE 05**

PTS	TIME	HIT FACTOR	STAGE POINTS	STAGE PERCENT	COMPETITOR # Name
47	156	20,11	7,7573	104,3859	65,24 112 EVESQUE, Michel M
48	142	18,36	7,7342	104,0747	65,05 177 UJEVIC, Christophe C
49	142	18,37	7,7300	104,0180	65,01 65 BORRALLO, JUAN J
50	150	19,41	7,7280	103,9908	64,99 86 FRICKER, Claudia C
51	146	18,93	7,7126	103,7843	64,87 220 PLAIT, Antoine A
52	144	18,90	7,6190	102,5251	64,08 348 VERLINDE, Camille C
53	146	19,25	7,5844	102,0590	63,79 173 PHELPS, MIKAYLA M
54	148	19,56	7,5665	101,8175	63,64 210 ARMENDARIZ, Sebastien S
55	148	19,60	7,5510	101,6097	63,51 55 CORNUT, Pierre P
56	150	19,95	7,5188	101,1761	63,24 154 BOITTIAUX, Bertrand
57	158	21,25	7,4353	100,0524	62,53 163 SANCEAU, Thierry T
58	138	18,57	7,4313	99,9992	62,50 401 RAMOS, Miguel
59	150	20,23	7,4147	99,7757	62,36 318 GRANDE, Freddy F
60	148	20,07	7,3742	99,2302	62,02 92 WALDMANN, Daniel D
61	142	19,28	7,3651	99,1084	61,94 287 RIOU, Sylvain
62	158	21,47	7,3591	99,0272	61,89 241 CLIN, Robert R
63	154	21,01	7,3298	98,6334	61,65 349 BALANDRAUX, Yves
64	150	20,47	7,3278	98,6059	61,63 204 PITTIER, Alain A
65	142	19,46	7,2970	98,1917	61,37 155 CALLE, Xavier X
66	158	21,67	7,2912	98,1132	61,32 407 FELT, BAPTISTE B
67	150	20,59	7,2851	98,0312	61,27 367 CHAUME, Thierry T
68	156	21,42	7,2829	98,0019	61,25 74 RODRIGUEZ-PINTOR, JUAN J
69	156	21,48	7,2626	97,7282	61,08 131 POUJOL, Marc M
70	148	20,47	7,2301	97,2911	60,81 196 CHERNOGOROV, Alexander A
71	154	21,62	7,1230	95,8505	59,91 350 BOHAIN, JEAN-LUC J
72	154	21,65	7,1132	95,7177	59,82 243 COUPE, Laurent L
73	131	18,43	7,1080	95,6479	59,78 3 BURGADA, Luc L
74	121	17,06	7,0926	95,4412	59,65 307 BALLIERE, Guillaume G
75	156	22,00	7,0909	95,4182	59,64 116 MOINE, Christian C
76	146	20,67	7,0634	95,0477	59,40 75 ROI, Harel H
77	148	20,96	7,0611	95,0167	59,39 332 RUINI, Claudio C
78	140	19,96	7,0140	94,3837	58,99 54 CANTOS, Francisco F
79	146	20,90	6,9856	94,0018	58,75 160 MARTORELL, Damien D
80	114	16,35	6,9725	93,8245	58,64 96 CLAIRE, Olivier O
81	148	21,28	6,9549	93,5878	58,49 161 MOURICE, Benoit B
82	140	20,15	6,9479	93,4937	58,43 120 SIMONIN, Thierry T
83	152	21,97	6,9185	93,0986	58,19 357 MELISSA, Aurelie A
84	142	20,58	6,8999	92,8480	58,03 194 VALANCE, Thomas T
85	160	23,41	6,8347	91,9704	57,48 384 DALLEAU, Eric E
86	154	22,70	6,7841	91,2902	57,06 259 JOURDE, Philippe P
87	141	20,84	6,7658	91,0439	56,90 167 BOUCAUT, Jean Louis J
88	142	21,19	6,7013	90,1751	56,36 316 GERARD, Emmanuel E
89	156	23,29	6,6982	90,1331	56,33 200 MARYE, Christophe C
90	152	22,75	6,6813	89,9066	56,19 281 DHELIN, Herve H
91	146	21,88	6,6728	89,7914	56,12 216 GUILMART, Nicolas N
92	160	23,98	6,6722	89,7842	56,12 197 JEANJEAN, Jerome J

PRODUCTION -- Overall Stage Results**CHAMPIONNAT DE FRANCE HANDGUN 2014**

Printed mai 26, 2014 at 8:24

**Stage 5 -- STAGE 05**

	PTS	TIME	HIT FACTOR	STAGE POINTS	STAGE PERCENT	COMPETITOR # Name
93	150	22,81	6,5761	88,4902	55,31	352 GUILHOT, Patrick P
94	144	22,00	6,5455	88,0784	55,05	122 ARTAL, Audrey A
95	146	22,37	6,5266	87,8246	54,89	370 GRAUFFEL, Gerard G
96	150	22,99	6,5246	87,7974	54,87	182 EAP, Christophe C
97	154	23,70	6,4979	87,4383	54,65	135 SOUL, Emmanuel E
98	148	22,90	6,4629	86,9672	54,35	233 RAPHOZ, Dominic D
99	156	24,17	6,4543	86,8515	54,28	276 BOUTIN, Herve H
100	141	22,08	6,3859	85,9309	53,71	183 HAUSER, Lionel L
101	146	22,88	6,3811	85,8670	53,67	124 BELLOT, Mathieu M
102	154	24,14	6,3795	85,8446	53,65	315 DURO, Jeremie J
103	156	24,46	6,3778	85,8218	53,64	283 FERNANDES, Olivier O
104	150	23,53	6,3748	85,7825	53,61	191 PREDOVICH, Dan D
105	139	21,84	6,3645	85,6429	53,53	164 TEISSIER, Philippe P
106	144	22,64	6,3604	85,5885	53,49	289 TRANCA, Germano G
107	150	23,60	6,3559	85,5281	53,46	368 DUJARDIN, Yves Y
108	150	23,91	6,2735	84,4192	52,76	88 LATREILLE, Philippe P
109	154	24,83	6,2022	83,4590	52,16	223 WOHLNER, Jean-philippe J
110	137	22,09	6,2019	83,4554	52,16	105 NEUMANN, Julien J
111	142	22,90	6,2009	83,4415	52,15	277 CARDOEN, Vincent V
112	158	25,52	6,1912	83,3117	52,07	456 MAZY, LAURENT L
113	154	25,09	6,1379	82,5942	51,62	335 CANEPA, Carlo C
114	146	23,93	6,1011	82,0993	51,31	106 ORLANDINI, Alberto A
115	152	25,08	6,0606	81,5540	50,97	235 ROSSI, Benvenuto B
116	158	26,11	6,0513	81,4291	50,89	199 MARYE, Georges G
117	125	20,70	6,0386	81,2585	50,79	285 POLO, Bruno B
118	154	25,74	5,9829	80,5085	50,32	371 LAPP, Pascal P
119	140	23,52	5,9524	80,0977	50,06	386 LAMISCARRE, Joel J
120	144	24,27	5,9333	79,8403	49,90	130 PAYRAULT, Christian C
121	142	23,97	5,9241	79,7168	49,82	309 CAUDRELIER, Christian C
122	150	25,58	5,8640	78,9078	49,32	222 WELTER, Tony T
123	144	24,75	5,8182	78,2919	48,93	461 FOURNIER, ALEXANDRE A
124	146	25,47	5,7322	77,1353	48,21	165 ALEXANDRE, Jean Marc J
125	156	27,24	5,7269	77,0632	48,16	201 MATTER, Sebastien S
126	154	26,90	5,7249	77,0367	48,15	272 MALLET, Nicolas N
127	158	27,69	5,7060	76,7827	47,99	385 FIGOLI, Sergio S
128	112	19,70	5,6853	76,5035	47,81	195 BRUNO, Alfonsino
129	150	26,62	5,6349	75,8250	47,39	280 DA-COSTA-LEIRAS, Rasael R
130	158	28,19	5,6048	75,4208	47,14	125 DEMARET, Christian C
131	150	26,79	5,5991	75,3439	47,09	187 JONDREVILLE, Dominique D
132	158	28,23	5,5969	75,3140	47,07	179 BAUSCH, Pierre P
133	146	26,41	5,5282	74,3899	46,49	198 JOUY, Jean-claude
134	156	28,25	5,5221	74,3080	46,44	426 BEZOT, Patrick P
135	152	27,72	5,4834	73,7870	46,12	387 MONTURY, ROBERT R
136	154	28,54	5,3959	72,6100	45,38	79 AGRINIER, Pascal P
137	154	28,68	5,3696	72,2555	45,16	452 CARRACEDO-GUERRA, MARIA M
138	158	29,65	5,3288	71,7070	44,82	305 STEVE, Peter P

PRODUCTION -- Overall Stage Results**CHAMPIONNAT DE FRANCE HANDGUN 2014**

Printed mai 26, 2014 at 8:24

**Stage 5 -- STAGE 05**

	PTS	TIME	HIT FACTOR	STAGE POINTS	STAGE PERCENT	COMPETITOR # Name
139	152	28,54	5,3259	71,6670	44,79	360 PLANO, Olivier O
140	154	28,92	5,3250	71,6559	44,78	119 SARIK, Raido R
141	158	29,68	5,3235	71,6346	44,77	458 ALIANI, FEDERICO F
142	150	28,19	5,3210	71,6021	44,75	353 HUMILIER, Nicolas N
143	140	26,41	5,3010	71,3328	44,58	346 MONTALE, Andrea A
144	133	25,12	5,2946	71,2461	44,53	365 BUFFIN, Dominique D
145	152	28,73	5,2906	71,1930	44,50	382 CHRAPKIEWICZ, Olivier O
146	144	27,27	5,2805	71,0570	44,41	322 BADI, Desiree
147	129	24,70	5,2227	70,2784	43,92	391 BESSA, Ana A
148	152	29,22	5,2019	69,9992	43,75	142 CORTEZ, Carl C
149	154	29,62	5,1992	69,9625	43,73	395 DENOYELLES, Marie-Claude M
150	144	27,70	5,1986	69,9539	43,72	275 BOUTIN, Julie J
151	128	24,72	5,1780	69,6772	43,55	339 FEDERICI, Giulia G
152	160	31,41	5,0939	68,5459	42,84	207 SANTERRE, Sebastien S
153	150	29,66	5,0573	68,0533	42,53	366 CALVAT, Jean J
154	160	31,75	5,0394	67,8119	42,38	230 PASERO, Damien D
155	103	20,44	5,0391	67,8087	42,38	265 BUSSY, Laurent L
156	158	31,49	5,0175	67,5171	42,20	429 FREDEZ, JEAN-MAURICE J
157	121	24,14	5,0124	67,4493	42,16	152 ARENA, Gyl G
158	148	29,76	4,9731	66,9203	41,83	229 GILANT, Christophe C
159	116	23,80	4,8740	65,5859	40,99	329 OBERTI, Claudio C
160	150	30,84	4,8638	65,4495	40,91	107 VERITE, Isabelle I
161	123	25,30	4,8617	65,4205	40,89	141 BRULTEY, Pascal P
162	146	30,07	4,8553	65,3354	40,83	146 JOSI, Maggie M
163	148	31,01	4,7727	64,2228	40,14	239 BUSSER, Celine C
164	98	21,06	4,6534	62,6177	39,14	299 LEGAL, Eric E
165	148	31,86	4,6453	62,5094	39,07	118 PRIBILINCOVA, HANA H
166	148	32,15	4,6034	61,9455	38,72	373 LOUVIER, Sebastien S
167	150	32,86	4,5648	61,4261	38,39	286 PRIEUR, Perrine P
168	144	31,72	4,5397	61,0884	38,18	415 NOUET, CHARLOTTE C
169	152	33,51	4,5360	61,0378	38,15	331 REPLICIA, Giorgio G
170	158	35,96	4,3938	59,1244	36,95	224 BRIDE, Martial M
171	135	30,81	4,3817	58,9619	36,85	447 GIBNEY, Jim J
172	142	33,99	4,1777	56,2169	35,14	128 LESAINE, Claudine C
173	156	37,52	4,1578	55,9489	34,97	228 FOURNIER, Anne A
174	152	37,53	4,0501	54,4997	34,06	190 PHELPS, David D
175	135	33,65	4,0119	53,9856	33,74	134 SIMSON, James J
176	156	39,22	3,9776	53,5237	33,45	292 CHICA, Christian C
177	160	40,42	3,9584	53,2664	33,29	439 DE-RONGE, Charles
178	160	40,45	3,9555	53,2269	33,27	338 DUCHESNE, Frédéric F
179	156	41,33	3,7745	50,7912	31,74	180 CLAVEL, Victorien V
180	160	42,99	3,7218	50,0820	31,30	193 THOMAS, Jean-luc J
181	144	39,23	3,6707	49,3939	30,87	113 FRICOU, ERIC E
182	160	52,82	3,0292	40,7616	25,48	400 MERLIER, Andre A
183	158	60,85	2,5965	34,9402	21,84	67 COLLIN, Anne A
184	0	0,00	0,0000	0,0000	0,00	361 POULAIN, Renaud R

PRODUCTION -- Overall Stage Results

CHAMPIONNAT DE FRANCE HANDGUN 2014

Printed mai 26, 2014 at 8:24



Stage 5 -- STAGE 05

PTS	TIME	HIT FACTOR	STAGE POINTS	STAGE PERCENT	COMPETITOR # Name
185	0	35,72	0,0000	0,00	388 MUNIER, Philippe P

CLASSIC -- Overall Stage Results
CHAMPIONNAT DE FRANCE HANDGUN 2014

Printed mai 26, 2014 at 8:24



Stage 5 -- STAGE 05

	PTS	TIME	HIT FACTOR	STAGE POINTS	STAGE PERCENT	COMPETITOR # Name
1	158	16,66	9,4838	160,0000	100,00	31 HOBDELL, Angus A
2	154	18,04	8,5366	144,0198	90,01	232 PICHENOT, Christophe C
3	152	17,89	8,4964	143,3412	89,59	27 ALTUNA, Denis D
4	156	18,52	8,4233	142,1090	88,82	34 MELEY, Philippe P
5	148	18,07	8,1904	138,1788	86,36	39 PERROT, Laurent L
6	152	18,62	8,1633	137,7215	86,08	36 NESTOLAT, Michel M
7	146	18,11	8,0618	136,0105	85,01	344 LES-ORTIZ, Jabier
8	137	17,37	7,8872	133,0634	83,16	29 BOIT, Julien
9	146	19,39	7,5297	127,0320	79,39	32 KUMMER, Patrick P
10	142	19,60	7,2449	122,2279	76,39	99 DAZZI, GEORGES G
11	160	23,05	6,9414	117,1081	73,19	448 LAMOUREUX, NICOLAS N
12	154	22,61	6,8111	114,9100	71,82	362 SANGUINETTI, Rodolphe R
13	144	21,21	6,7893	114,5407	71,59	455 SANCHEZ-LUMBRERAS, JOSE-A J
14	158	24,38	6,4807	109,3355	68,33	95 CHABOT, Romain R
15	156	24,69	6,3183	106,5961	66,62	64 BERRETTA, Maurizio M
16	118	18,90	6,2434	105,3315	65,83	30 GERARD, Joël J
17	152	27,14	5,6006	94,4869	59,05	126 HAPIAK, Pierre-françois P
18	156	29,34	5,3170	89,7021	56,06	437 SENDELIN, PHILIPPE P
19	154	28,99	5,3122	89,6211	56,01	133 SENCE, Jean-marc J
20	154	29,81	5,1661	87,1559	54,47	326 FAVETO, Pierluigi P
21	158	36,40	4,3407	73,2308	45,77	136 TERKI, Sébastien S
22	146	56,33	2,5919	43,7271	27,33	57 ESPILEZ-ELIPE, Jose-Luis
23	157	72,49	2,1658	36,5392	22,84	440 GOUSSE, Jean-René
24	64	35,58	1,7988	30,3467	18,97	274 MASSAGUER-SALGADO, Enrique E
25	0	13,70	0,0000	0,0000	0,00	247 LANET, Luc L

REVOLVER -- Overall Stage Results
CHAMPIONNAT DE FRANCE HANDGUN 2014

Printed mai 26, 2014 at 8:24



Stage 5 -- STAGE 05

	PTS	TIME	HIT FACTOR	STAGE POINTS	STAGE PERCENT	COMPETITOR # Name
1	157	24,60	6,3821	160,0000	100,00	430 ITANI, MARWAN M
2	153	26,78	5,7132	143,2308	89,52	143 DECARPIGNIES, Pascal P
3	150	26,91	5,5741	139,7439	87,34	91 SCHMOCKER, Ernst E
4	146	30,58	4,7744	119,6936	74,81	419 BIZET, MATHIAS M
5	156	33,58	4,6456	116,4660	72,79	203 PHOTION, David D
6	158	34,92	4,5246	113,4327	70,90	427 MACIOCI, PATRICK P
7	153	34,83	4,3928	110,1269	68,83	62 SCHEKIN, Oleg O
8	160	39,07	4,0952	102,6673	64,17	192 SIMON, Bernard B
9	156	38,15	4,0891	102,5145	64,07	450 TOURNIER, PASCAL P
10	158	40,74	3,8783	97,2280	60,77	431 TRAVERS, SANDRINE S
11	150	56,83	2,6395	66,1712	41,36	460 DESROCHES, JOCELYNE J

OPEN -- Overall Stage Results
CHAMPIONNAT DE FRANCE HANDGUN 2014

Printed mai 26, 2014 at 8:24



Stage 7 -- STAGE 07

	PTS	TIME	HIT FACTOR	STAGE POINTS	STAGE PERCENT	COMPETITOR # Name
1	43	5,11	8,4149	45,0000	100,00	253 BIZOUARN, Eric E
2	43	5,14	8,3658	44,7374	99,42	17 DEVILLE, Remy
3	38	4,65	8,1720	43,7014	97,11	22 OBRIOT, Emile E
4	41	5,34	7,6779	41,0589	91,24	18 DRUMMOND, Bill B
5	44	6,02	7,3090	39,0860	86,86	93 BALESI, Daniel
6	44	6,17	7,1313	38,1358	84,75	104 MEIER, Dominic
7	41	5,75	7,1304	38,1312	84,74	58 ESPILEZ-URBON, Ivan I
8	44	6,22	7,0740	37,8292	84,06	176 SCHNEIDER, Patrik P
9	45	6,59	6,8285	36,5167	81,15	144 HAAS, Peter P
10	42	6,25	6,7200	35,9364	79,86	42 CANETTA, Irene I
11	41	6,13	6,6884	35,7675	79,48	77 TODARO, Giuseppe G
12	36	5,65	6,3717	34,0737	75,72	21 OBRIOT, Thierry
13	44	7,10	6,1972	33,1405	73,65	20 GIBERT, Philippe P
14	44	7,55	5,8278	31,1653	69,26	297 HAZAN, Albert A
15	43	7,39	5,8187	31,1164	69,15	355 MARTIN, Patrice P
16	38	6,54	5,8104	31,0721	69,05	60 PENALVA-PASQUET, Pierre-jean P
17	40	7,06	5,6657	30,2984	67,33	342 HORACI, BERNABE-PARDO B
18	37	6,57	5,6317	30,1163	66,93	19 EGRET, Sebastien S
19	44	8,06	5,4591	29,1933	64,87	428 MILLOT, PATRICK P
20	42	7,82	5,3708	28,7215	63,83	90 OGANESSIAN, Sarkis S
21	43	8,04	5,3483	28,6007	63,56	226 DESAGNEAUX, Jean-Luc J
22	41	7,81	5,2497	28,0736	62,39	102 GRASSO, Bruno B
23	44	8,60	5,1163	27,3602	60,80	254 CABLE, Nathalie N
24	40	7,83	5,1086	27,3189	60,71	140 BELLONI, Francois F
25	29	5,78	5,0173	26,8309	59,62	25 SZAKACS, Alex A
26	39	7,94	4,9118	26,2669	58,37	78 AGRINIER, Didier D
27	42	8,57	4,9008	26,2080	58,24	444 HUET, MICHEL M
28	41	8,37	4,8984	26,1953	58,21	87 GOUGIS, Rémi R
29	42	8,72	4,8165	25,7572	57,24	345 MALANDA-RUIZ, Rakel R
30	45	9,35	4,8128	25,7375	57,19	186 IOZZO, Fabrice F
31	43	8,95	4,8045	25,6927	57,09	98 CZYKAJLO, JEROME J
32	35	7,31	4,7880	25,6045	56,90	302 RENOUX, Gilles G
33	42	8,81	4,7673	25,4940	56,65	374 MABILAIS, Gregory G
34	40	8,43	4,7450	25,3745	56,39	273 MARTINEZ-DE-LAS-HERAS, Maria M
35	37	7,84	4,7194	25,2378	56,08	26 TARRADE, Alain A
36	44	9,34	4,7109	25,1925	55,98	189 MONTARGOT, Renaud R
37	41	9,04	4,5354	24,2538	53,90	73 PETTENATI, Simonetta S
38	43	9,94	4,3260	23,1338	51,41	319 PESTIAUX, Thierry T
39	43	10,25	4,1951	22,4341	49,85	138 AIELLO, Jean J
40	38	9,06	4,1943	22,4295	49,84	84 DEVILLE, Jacques
41	41	9,89	4,1456	22,1693	49,27	166 BETSCHART, Bruno B
42	39	9,46	4,1226	22,0464	48,99	205 SALLET, Gauthier G
43	44	10,78	4,0816	21,8272	48,50	336 CASTRILLO, ALBERTO A
44	34	8,33	4,0816	21,8272	48,50	372 LOPEZ, Christophe C
45	43	10,62	4,0490	21,6525	48,12	129 PANE, Bernard B
46	34	8,53	3,9859	21,3155	47,37	237 BUFFARD, Francois F

OPEN -- Overall Stage Results
CHAMPIONNAT DE FRANCE HANDGUN 2014

Printed mai 26, 2014 at 8:24



Stage 7 -- STAGE 07

	PTS	TIME	HIT FACTOR	STAGE POINTS	STAGE PERCENT	COMPETITOR # Name
47	36	9,62	3,7422	20,0121	44,47	103 LELEU, CHRISTIAN C
48	37	9,93	3,7261	19,9259	44,28	158 HELAIEM, Stephane
49	24	6,52	3,6810	19,6847	43,74	245 GUINCHARD, Patrick P
50	39	11,07	3,5230	18,8400	41,87	436 SAUTOUR, JACQUES J
51	40	11,48	3,4843	18,6330	41,41	132 RANDAXHE, Patrick P
52	41	11,85	3,4599	18,5025	41,12	234 RENAUD, Patrick P
53	44	12,90	3,4109	18,2401	40,53	330 PERNIGOTTI, Gerolamo G
54	39	11,70	3,3333	17,8256	39,61	356 MARTIN, Olivia O
55	39	11,85	3,2911	17,5999	39,11	376 VERDON, James J
56	42	12,88	3,2609	17,4381	38,75	333 SAARBACH, Stafford S
57	41	12,68	3,2334	17,2914	38,43	424 ASTORG, GERARD G
58	45	14,07	3,1983	17,1034	38,01	433 DESAUGERE, Jean-francois J
59	41	12,82	3,1981	17,1025	38,01	151 ZANARDI, Annamaria A
60	43	13,54	3,1758	16,9830	37,74	399 MARCAND, Mickael M
61	41	13,04	3,1442	16,8140	37,36	445 MEUNIER, GERARD G
62	40	13,23	3,0234	16,1683	35,93	85 DEVILLE, Pauline P
63	45	14,94	3,0120	16,1075	35,79	111 DEMANGEOT, Laurent L
64	38	13,50	2,8148	15,0527	33,45	258 GIL-JIMENEZ, Mikael M
65	39	13,93	2,7997	14,9720	33,27	441 LASBLEIS, MICHEL M
66	41	14,69	2,7910	14,9254	33,17	257 GIL-JIMENEZ, Pierre P
67	43	16,87	2,5489	13,6307	30,29	432 WOLAN, Joseph J
68	35	14,04	2,4929	13,3311	29,62	369 GATEAU, Phippe
69	40	16,33	2,4495	13,0990	29,11	291 CERVELLO, Richard R
70	37	15,12	2,4471	13,0862	29,08	364 BOVIN, Loic L
71	37	15,23	2,4294	12,9917	28,87	393 DELDO, Nicolas
72	27	11,91	2,2670	12,1232	26,94	301 PELLEGRINI, Jean-François J
73	41	18,61	2,2031	11,7815	26,18	139 BELLONI, Philippe P
74	35	16,39	2,1354	11,4197	25,38	149 RIEDI, Serenella S
75	40	19,25	2,0779	11,1121	24,69	446 PITOT-AIMARETTI, Robert R
76	31	15,51	1,9987	10,6885	23,75	240 CHARPENTIER, Bernard
77	42	22,08	1,9022	10,1722	22,60	435 GRANDGERARD, Hervé
78	37	19,54	1,8936	10,1261	22,50	46 DEMANET, Jean-michel J
79	38	20,16	1,8849	10,0799	22,40	421 LAUREMBOURLE, JACQUES J
80	23	14,42	1,5950	8,5296	18,95	290 BOUCHOUCHA, Marc M
81	27	23,25	1,1613	6,2102	13,80	59 ETOURNEAU, Helene H
82	22	28,50	0,7719	4,1280	9,17	148 NOWAK, Hubert
83	0	18,96	0,0000	0,0000	0,00	383 CONNOUE, Gerard

STANDARD -- Overall Stage Results
CHAMPIONNAT DE FRANCE HANDGUN 2014

Printed mai 26, 2014 at 8:24



Stage 7 -- STAGE 07

	PTS	TIME	HIT FACTOR	STAGE POINTS	STAGE PERCENT	COMPETITOR # Name
1	43	5,68	7,5704	45,0000	100,00	51 POIRET, Jerome
2	42	5,77	7,2790	43,2679	96,15	49 MIDGLEY, GREGORY G
3	45	6,65	6,7669	40,2238	89,39	404 SILVA, Manuel M
4	43	6,48	6,6358	39,4444	87,65	271 IBANEZ, Gorka G
5	43	6,94	6,1960	36,8300	81,84	392 COSTA, Luis L
6	40	6,63	6,0332	35,8624	79,69	47 JAIME-DIAZ, Juan-Carlos
7	42	7,60	5,5263	32,8494	73,00	33 MARTIN-PRIVAT, Pierre P
8	38	7,00	5,4286	32,2684	71,71	321 SAUDEMONT, Tom T
9	37	6,99	5,2933	31,4642	69,92	48 MARCHAL, Florian F
10	44	8,42	5,2257	31,0623	69,03	168 BROSCHE, Hampi
11	43	8,34	5,1559	30,6475	68,11	80 BEAUNIER, François F
12	41	8,15	5,0307	29,9033	66,45	45 DA-ROS, Philippe P
13	42	8,50	4,9412	29,3713	65,27	53 ZOLLA, Luca
14	41	8,30	4,9398	29,3628	65,25	50 PESCE, Fabrizio F
15	43	9,22	4,6638	27,7223	61,61	363 VANDENABEELLE, Christian C
16	43	9,41	4,5696	27,1626	60,36	261 PROMIS, Stephan S
17	42	9,20	4,5652	27,1365	60,30	217 LEVIS, Luca L
18	41	9,19	4,4614	26,5192	58,93	296 GUINTOLI, Gilles G
19	42	9,45	4,4444	26,4186	58,71	340 FERRERO-POZA, Carlos
20	39	8,86	4,4018	26,1651	58,14	227 FLEISCHER, ALEXANDER A
21	44	10,03	4,3868	26,0762	57,95	403 SAMPAIO, Mauricio M
22	41	9,36	4,3803	26,0376	57,86	459 GUBIN, YLIA Y
23	44	10,55	4,1706	24,7909	55,09	409 FONDER, Anne-valérie
24	41	9,95	4,1206	24,4936	54,43	175 RACLOT, Gerard G
25	39	9,62	4,0541	24,0980	53,55	303 ROTON, Patrick P
26	41	10,26	3,9961	23,7536	52,79	97 CLOT, Jean-marc J
27	41	10,69	3,8354	22,7981	50,66	408 FELT, OLIVIER O
28	40	10,64	3,7594	22,3466	49,66	101 GOLI, GERARD G
29	38	10,25	3,7073	22,0370	48,97	137 VANDAL, Olivier O
30	36	10,02	3,5928	21,3564	47,46	260 LAMY, Jean-Michel
31	41	11,75	3,4894	20,7414	46,09	266 BUSSY, Isabelle I
32	42	12,04	3,4884	20,7355	46,08	377 WERBROUCK, Florent F
33	39	11,29	3,4544	20,5335	45,63	418 WEBER, DIDIER D
34	41	12,45	3,2932	19,5752	43,50	215 GUASTELLA, Vincenzo V
35	40	12,16	3,2895	19,5532	43,45	115 LAPEYRE, Franck F
36	36	11,06	3,2550	19,3482	43,00	43 COLOMBINI, Jean Pierre J
37	38	11,81	3,2176	19,1261	42,50	442 BELLON-ESBELIN, Yann Y
38	31	9,80	3,1633	18,8030	41,78	38 PERROT, Manuela M
39	39	12,48	3,1250	18,5756	41,28	293 DIEU, Steeve S
40	44	14,52	3,0303	18,0127	40,03	248 NATALIZIO, Silvain S
41	38	12,59	3,0183	17,9411	39,87	425 BERTRAND, Elian E
42	38	13,15	2,8897	17,1771	38,17	109 BISIQU, Stéphane S
43	28	9,95	2,8141	16,7274	37,17	255 CABLE, Xavier X
44	39	14,19	2,7484	16,3371	36,30	242 COQUELLE, Philippe P
45	42	15,29	2,7469	16,3280	36,28	82 CARRIER, Philippe P
46	42	15,55	2,7010	16,0550	35,68	68 FORMENTO, Federico-Maria

STANDARD -- Overall Stage Results
CHAMPIONNAT DE FRANCE HANDGUN 2014

Printed mai 26, 2014 at 8:24



Stage 7 -- STAGE 07

	PTS	TIME	HIT FACTOR	STAGE POINTS	STAGE PERCENT	COMPETITOR # Name
47	35	13,57	2,5792	15,3314	34,07	417 WEBER, MATTHIAS M
48	31	12,17	2,5472	15,1413	33,65	121 TRUONG-VINH-TONG, Andre
49	39	15,32	2,5457	15,1321	33,63	244 EDO, Damia D
50	38	15,00	2,5333	15,0586	33,46	457 LOPUNOV, SERGEY S
51	38	15,20	2,5000	14,8605	33,02	147 MACHET, Christophe C
52	34	13,68	2,4854	14,7736	32,83	284 GUILLAUME, Bertrand B
53	36	15,38	2,3407	13,9136	30,92	279 CARTIER, Serge S
54	39	16,71	2,3339	13,8733	30,83	127 HOCQUET, Serge
55	35	15,79	2,2166	13,1758	29,28	306 WAVRANT, Xavier X
56	43	20,24	2,1245	12,6285	28,06	264 BLONDIAUX, SOPHIE S
57	37	19,04	1,9433	11,5512	25,67	66 CABONA, Carolina
58	37	19,37	1,9102	11,3544	25,23	110 DAGORNO, Paul P
59	36	18,92	1,9027	11,3103	25,13	37 NESTOLAT, Vincent V
60	45	24,19	1,8603	11,0578	24,57	209 TRUONG, Phung P
61	27	14,62	1,8468	10,9776	24,39	114 JOACHIM, Eric E
62	26	14,41	1,8043	10,7251	23,83	249 NERI, Christian C
63	29	16,39	1,7694	10,5175	23,37	320 PORREYE, Xavier
64	22	12,44	1,7685	10,5122	23,36	44 CUTAYA, Christian C
65	27	16,94	1,5939	9,4742	21,05	108 BACH, Lucas L
66	32	21,09	1,5173	9,0192	20,04	304 SENDOU, Frederic F
67	33	22,08	1,4946	8,8840	19,74	172 MOURGUES, Jacques J
68	29	20,97	1,3829	8,2204	18,27	390 PEPY, Pascal P
69	38	27,50	1,3818	8,2138	18,25	443 GOY, PHILIPPE P
70	20	15,02	1,3316	7,9150	17,59	423 TREUSSARD, FRANCOIS F
71	18	13,58	1,3255	7,8789	17,51	250 OTERO, MARK M
72	27	20,51	1,3164	7,8251	17,39	252 BIZOUARN, Mireille M
73	37	28,42	1,3019	7,7387	17,20	268 GOUTTEBESSIS, Francis F
74	29	23,13	1,2538	7,4527	16,56	263 RAOUL, Eric E
75	33	27,14	1,2159	7,2276	16,06	381 CAMUGLI, JEAN-PIERRE J
76	11	10,31	1,0669	6,3420	14,09	212 DESTREBECK, Marian M
77	20	19,16	1,0438	6,2048	13,79	214 FONTAINE, Frederic F
78	22	25,64	0,8580	5,1003	11,33	262 RAOUL, Catherine C
79	6	30,11	0,1993	1,1845	2,63	358 MEUNIER, ALAIN A
80	1	18,79	0,0532	0,3163	0,70	334 BARILLARI, Giampaolo G
81	0	15,99	0,0000	0,0000	0,00	246 KOCH, Pascal P
82	0	21,64	0,0000	0,0000	0,00	221 ROSSIGNOL, Bernard B
83	0	10,67	0,0000	0,0000	0,00	41 WURSTER, Sabine S

PRODUCTION -- Overall Stage Results
CHAMPIONNAT DE FRANCE HANDGUN 2014

Printed mai 26, 2014 at 8:24



Stage 7 -- STAGE 07

	PTS	TIME	HIT FACTOR	STAGE POINTS	STAGE PERCENT	COMPETITOR # Name
1	43	5,45	7,8899	45,0000	100,00	6 GRAUFFEL, Eric
2	43	5,63	7,6377	43,5613	96,80	4 CARRIE, Stéphane S
3	43	6,26	6,8690	39,1773	87,06	8 HELLER, Peter P
4	43	6,73	6,3893	36,4413	80,98	15 ZAPLETAL, Miroslav M
5	43	6,82	6,3050	35,9604	79,91	7 GUICHARD, Louis L
6	41	6,61	6,2027	35,3772	78,62	150 SCHRANER, Remo R
7	41	6,88	5,9593	33,9888	75,53	9 LAVERGNE, Mathieu M
8	41	7,58	5,4090	30,8500	68,56	145 JOSI, Oliver O
9	45	8,65	5,2023	29,6713	65,94	269 GUTIERREZ, Jorge J
10	35	6,96	5,0287	28,6813	63,74	317 GHJISELINK, Maxime M
11	43	8,64	4,9769	28,3854	63,08	178 VACHER, Benoit B
12	39	7,85	4,9682	28,3358	62,97	89 MEICHTRY, Markus M
13	43	9,06	4,7461	27,0695	60,15	167 BOUCAUT, Jean Louis J
14	39	8,27	4,7158	26,8967	59,77	405 BURGADA, LAURENT L
15	43	9,16	4,6943	26,7740	59,50	179 BAUSCH, Pierre P
16	33	7,17	4,6025	26,2504	58,33	170 GARCIA, Frank F
17	39	8,48	4,5991	26,2307	58,29	83 CASSIGNAC, Jean-paul J
18	39	8,49	4,5936	26,1998	58,22	40 WILLMES, Siegfried S
19	35	7,63	4,5872	26,1628	58,14	154 BOITTIAUX, Bertrand
20	41	8,94	4,5861	26,1569	58,13	2 BACULARD, Patrick
21	39	8,64	4,5139	25,7449	57,21	134 SIMSON, James J
22	41	9,13	4,4907	25,6126	56,92	241 CLIN, Robert R
23	41	9,22	4,4469	25,3626	56,36	359 NASSO, Michel M
24	33	7,67	4,3025	24,5391	54,53	410 GUSHIN, MICKAIL M
25	37	8,63	4,2874	24,4530	54,34	120 SIMONIN, Thierry T
26	39	9,14	4,2670	24,3365	54,08	314 DONOT, Marc M
27	41	9,85	4,1624	23,7404	52,76	411 GUSHINA, MARIA M
28	39	9,46	4,1226	23,5133	52,25	351 GAL, Didier D
29	43	10,49	4,0991	23,3794	51,95	233 RAPHOZ, Dominic D
30	43	10,57	4,0681	23,2025	51,56	278 CARDOT, Thierry T
31	39	9,72	4,0123	22,8844	50,85	81 BEDROSSIAN, Marc
32	41	10,24	4,0039	22,8362	50,75	164 TEISSIER, Philippe P
33	33	8,26	3,9952	22,7863	50,64	177 UJEVIC, Christophe C
34	39	9,77	3,9918	22,7673	50,59	141 BRULTEY, Pascal P
35	45	11,43	3,9370	22,4547	49,90	276 BOUTIN, Herve H
36	37	9,52	3,8866	22,1669	49,26	401 RAMOS, Miguel
37	37	9,59	3,8582	22,0051	48,90	353 HUMILIER, Nicolas N
38	37	9,64	3,8382	21,8910	48,65	55 CORNUT, Pierre P
39	39	10,19	3,8273	21,8289	48,51	347 SALINAS-LAGUNA, Vicente V
40	45	11,84	3,8007	21,6771	48,17	188 MEUNIER, Pierre P
41	43	11,60	3,7069	21,1422	46,98	162 PEREZ, Guillaume G
42	41	11,13	3,6837	21,0102	46,69	416 NYCZ, MARGAUX M
43	41	11,16	3,6738	20,9537	46,56	131 POUJOL, Marc M
44	41	11,30	3,6283	20,6941	45,99	160 MARTORELL, Damien D
45	41	11,32	3,6219	20,6575	45,91	191 PREDOVICH, Dan D
46	33	9,18	3,5948	20,5027	45,56	382 CHRAPKIEWICZ, Olivier O

PRODUCTION -- Overall Stage Results
CHAMPIONNAT DE FRANCE HANDGUN 2014

Printed mai 26, 2014 at 8:24



Stage 7 -- STAGE 07

	PTS	TIME	HIT FACTOR	STAGE POINTS	STAGE PERCENT	COMPETITOR # Name
47	37	10,39	3,5611	20,3108	45,14	406 DAGUENEL, LAETITIA L
48	43	12,12	3,5479	20,2352	44,97	153 BECRET, Jean-guy J
49	41	11,56	3,5467	20,2286	44,95	308 BROCHARD, Pierre P
50	33	9,31	3,5446	20,2164	44,93	11 RIBAS, Guga
51	41	11,61	3,5314	20,1415	44,76	285 POLO, Bruno B
52	39	11,19	3,4853	19,8781	44,17	407 FELT, BAPTISTE B
53	39	11,24	3,4698	19,7897	43,98	231 PICARD, Nicolas N
54	33	9,58	3,4447	19,6467	43,66	265 BUSSY, Laurent L
55	39	11,47	3,4002	19,3929	43,10	350 BOHAIN, JEAN-LUC J
56	41	12,07	3,3969	19,3739	43,05	96 CLAIRE, Olivier O
57	37	10,92	3,3883	19,3250	42,94	220 PLAIT, Antoine A
58	39	11,58	3,3679	19,2086	42,69	415 NOUET, CHARLOTTE C
59	33	9,85	3,3503	19,1081	42,46	1 AMARO, Dominique D
60	37	11,08	3,3393	19,0459	42,32	368 DUJARDIN, Yves Y
61	37	11,11	3,3303	18,9945	42,21	352 GUILHOT, Patrick P
62	41	12,52	3,2748	18,6776	41,51	367 CHAUME, Thierry T
63	26	7,96	3,2663	18,6295	41,40	74 RODRIGUEZ-PINTOR, JUAN J
64	41	12,58	3,2591	18,5885	41,31	349 BALANDRAUX, Yves
65	33	10,21	3,2321	18,4344	40,97	287 RIOU, Sylvain
66	37	11,59	3,1924	18,2079	40,46	371 LAPP, Pascal P
67	39	12,40	3,1452	17,9384	39,86	161 MOURICE, Benoit B
68	41	13,21	3,1037	17,7020	39,34	386 LAMISCARRE, Joel J
69	39	12,59	3,0977	17,6677	39,26	94 BURKHALTER, Christine C
70	39	12,63	3,0879	17,6117	39,14	88 LATREILLE, Philippe P
71	31	10,11	3,0663	17,4884	38,86	394 DENOYELLES, Morgan M
72	31	10,11	3,0663	17,4884	38,86	65 BORRALLO, JUAN J
73	35	11,51	3,0408	17,3434	38,54	281 DHELIN, Herve H
74	29	9,72	2,9835	17,0166	37,81	361 POULAIN, Renaud R
75	35	11,89	2,9437	16,7891	37,31	391 BESSA, Ana A
76	35	11,92	2,9362	16,7468	37,22	398 LERETRIF, Nicolas N
77	39	13,34	2,9235	16,6744	37,05	119 SARIK, Raido R
78	37	12,82	2,8861	16,4609	36,58	243 COUPE, Laurent L
79	41	14,26	2,8752	16,3985	36,44	163 SANCEAU, Thierry T
80	43	15,00	2,8667	16,3500	36,33	395 DENOYELLES, Marie-Claude M
81	35	12,21	2,8665	16,3491	36,33	315 DURO, Jeremie J
82	39	13,65	2,8571	16,2957	36,21	229 GILANT, Christophe C
83	33	11,59	2,8473	16,2394	36,09	396 JOAO, Manuel
84	22	7,73	2,8461	16,2324	36,07	213 DONOFRIO, Ciriaco C
85	33	11,61	2,8424	16,2115	36,03	199 MARYE, Georges G
86	37	13,06	2,8331	16,1584	35,91	385 FIGOLI, Sergio S
87	28	9,89	2,8311	16,1474	35,88	461 FOURNIER, ALEXANDRE A
88	35	12,37	2,8294	16,1376	35,86	365 BUFFIN, Dominique D
89	41	14,56	2,8159	16,0606	35,69	183 HAUSER, Lionel L
90	28	10,01	2,7972	15,9538	35,45	370 GRAUFFEL, Gerard G
91	37	13,32	2,7778	15,8430	35,21	283 FERNANDES, Olivier O
92	41	14,83	2,7647	15,7682	35,04	107 VERITE, Isabelle I

PRODUCTION -- Overall Stage Results
CHAMPIONNAT DE FRANCE HANDGUN 2014

Printed mai 26, 2014 at 8:24



Stage 7 -- STAGE 07

	PTS	TIME	HIT FACTOR	STAGE POINTS	STAGE PERCENT	COMPETITOR # Name
93	24	8,91	2,6936	15,3629	34,14	307 BALLIERE, Guillaume G
94	27	10,04	2,6892	15,3381	34,08	259 JOURDE, Philippe P
95	37	13,76	2,6890	15,3364	34,08	316 GERARD, Emmanuel E
96	29	10,90	2,6606	15,1744	33,72	106 ORLANDINI, Alberto A
97	41	15,53	2,6401	15,0575	33,46	130 PAYRAULT, Christian C
98	37	14,02	2,6391	15,0520	33,45	146 JOSI, Maggie M
99	31	11,80	2,6271	14,9837	33,30	332 RUINI, Claudio C
100	29	11,06	2,6221	14,9549	33,23	173 PHELPS, MIKAYLA M
101	41	15,72	2,6081	14,8755	33,06	289 TRANCA, Germano G
102	31	11,95	2,5941	14,7957	32,88	277 CARDOEN, Vincent V
103	35	13,53	2,5868	14,7540	32,79	267 CROUZET, Stephane S
104	33	12,80	2,5781	14,7043	32,68	113 FRICOU, ERIC E
105	31	12,03	2,5769	14,6973	32,66	397 JORGE, Paulo P
106	35	13,63	2,5679	14,6458	32,55	201 MATTER, Sebastien S
107	33	12,91	2,5562	14,5790	32,40	299 LEGAL, Eric E
108	31	12,19	2,5431	14,5044	32,23	458 ALIANI, FEDERICO F
109	35	13,85	2,5271	14,4131	32,03	124 BELLOT, Mathieu M
110	31	12,28	2,5244	14,3981	32,00	112 EVESQUE, Michel M
111	37	14,68	2,5204	14,3753	31,95	92 WALDMANN, Daniel D
112	35	14,01	2,4982	14,2485	31,66	152 ARENA, Gyl G
113	43	17,25	2,4928	14,2174	31,59	187 JONDREVILLE, Dominique D
114	27	10,85	2,4885	14,1930	31,54	116 MOINE, Christian C
115	31	12,47	2,4860	14,1787	31,51	3 BURGADA, Luc L
116	31	12,47	2,4860	14,1787	31,51	195 BRUNO, Alfonsino
117	33	13,30	2,4812	14,1515	31,45	207 SANTERRE, Sebastien S
118	31	12,52	2,4760	14,1221	31,38	54 CANTOS, Francisco F
119	37	14,95	2,4749	14,1157	31,37	204 PITTIER, Alain A
120	20	8,19	2,4420	13,9279	30,95	238 BUSSER, Alain A
121	28	11,52	2,4306	13,8626	30,81	216 GUILMART, Nicolas N
122	33	13,58	2,4300	13,8597	30,80	426 BEZOT, Patrick P
123	37	15,45	2,3948	13,6588	30,35	384 DALLEAU, Eric E
124	43	17,99	2,3902	13,6326	30,29	190 PHELPS, David D
125	33	13,81	2,3896	13,6289	30,29	122 ARTAL, Audrey A
126	41	17,17	2,3879	13,6193	30,27	86 FRICKER, Claudia C
127	37	15,64	2,3657	13,4929	29,98	452 CARRACEDO-GUERRA, MARIA M
128	35	14,86	2,3553	13,4335	29,85	329 OBERTI, Claudio C
129	26	11,31	2,2989	13,1115	29,14	200 MARYE, Christophe C
130	29	12,85	2,2568	12,8717	28,60	348 VERLINDE, Camille C
131	37	16,94	2,1842	12,4574	27,68	338 DUCHESNE, Frédéric F
132	37	17,11	2,1625	12,3337	27,41	198 JOUY, Jean-claude
133	35	16,34	2,1420	12,2168	27,15	339 FEDERICI, Giulia G
134	35	16,81	2,0821	11,8752	26,39	222 WELTER, Tony T
135	29	14,01	2,0700	11,8059	26,24	197 JEANJEAN, Jerome J
136	37	17,89	2,0682	11,7959	26,21	439 DE-RONGE, Charles
137	31	15,23	2,0355	11,6092	25,80	366 CALVAT, Jean J
138	29	14,26	2,0337	11,5990	25,78	343 JUHEL, Julien J

PRODUCTION -- Overall Stage Results**CHAMPIONNAT DE FRANCE HANDGUN 2014**

Printed mai 26, 2014 at 8:24

**Stage 7 -- STAGE 07**

	PTS	TIME	HIT FACTOR	STAGE POINTS	STAGE PERCENT	COMPETITOR # Name
139	37	18,23	2,0296	11,5759	25,72	286 PRIEUR, Perrine P
140	39	19,38	2,0124	11,4776	25,51	155 CALLE, Xavier X
141	33	16,74	1,9713	11,2434	24,99	79 AGRINIER, Pascal P
142	26	13,23	1,9652	11,2087	24,91	309 CAUDRELIER, Christian C
143	39	20,01	1,9490	11,1162	24,70	67 COLLIN, Anne A
144	35	18,16	1,9273	10,9924	24,43	387 MONTURY, ROBERT R
145	45	23,48	1,9165	10,9309	24,29	400 MERLIER, Andre A
146	27	14,14	1,9095	10,8907	24,20	357 MELISSA, Aurelie A
147	19	10,00	1,9000	10,8366	24,08	105 NEUMANN, Julien J
148	37	19,60	1,8878	10,7668	23,93	360 PLANO, Olivier O
149	35	18,71	1,8707	10,6693	23,71	275 BOUTIN, Julie J
150	31	16,88	1,8365	10,4744	23,28	346 MONTALE, Andrea A
151	39	21,36	1,8258	10,4137	23,14	305 STEVE, Peter P
152	31	16,98	1,8257	10,4127	23,14	235 ROSSI, Benvenuto B
153	39	22,31	1,7481	9,9702	22,16	180 CLAVEL, Victorien V
154	20	11,82	1,6920	9,6506	21,45	75 ROI, Harel H
155	14	8,30	1,6867	9,6203	21,38	5 GOUGIS, Christophe C
156	22	13,08	1,6820	9,5930	21,32	196 CHERNOGOROV, Alexander A
157	29	17,41	1,6657	9,5004	21,11	118 PRIBILINCOVA, HANA H
158	45	27,46	1,6387	9,3466	20,77	224 BRIDE, Martial M
159	29	17,74	1,6347	9,3236	20,72	251 BERGAMASCO, Nicolas N
160	31	19,20	1,6146	9,2088	20,46	135 SOUL, Emmanuel E
161	41	25,82	1,5879	9,0567	20,13	128 LESAINE, Claudine C
162	22	14,50	1,5172	8,6536	19,23	194 VALANCE, Thomas T
163	33	21,90	1,5068	8,5943	19,10	142 CORTEZ, Carl C
164	37	24,93	1,4842	8,4649	18,81	223 WOHLNER, Jean-philippe J
165	27	18,48	1,4610	8,3330	18,52	447 GIBNEY, Jim J
166	26	18,55	1,4016	7,9941	17,76	331 REPLICA, Giorgio G
167	19	14,34	1,3250	7,5569	16,79	373 LOUVIER, Sebastien S
168	22	16,72	1,3158	7,5046	16,68	182 EAP, Christophe C
169	25	19,38	1,2900	7,3574	16,35	272 MALLET, Nicolas N
170	20	15,83	1,2634	7,2059	16,01	456 MAZY, LAURENT L
171	18	14,33	1,2561	7,1642	15,92	239 BUSSER, Celine C
172	26	21,94	1,1851	6,7589	15,02	193 THOMAS, Jean-luc J
173	16	14,52	1,1019	6,2848	13,97	125 DEMARET, Christian C
174	20	21,16	0,9452	5,3908	11,98	210 ARMENDARIZ, Sebastien S
175	14	24,74	0,5659	3,2275	7,17	280 DA-COSTA-LEIRAS, Rasael R
176	31	61,35	0,5053	2,8820	6,40	165 ALEXANDRE, Jean Marc J
177	6	17,73	0,3384	1,9301	4,29	335 CANEPA, Carlo C
178	3	24,98	0,1201	0,6850	1,52	292 CHICA, Christian C
179	1	12,23	0,0818	0,4664	1,04	429 FREDEZ, JEAN-MAURICE J
180	0	10,39	0,0000	0,0000	0,00	318 GRANDE, Freddy F
181	0	15,68	0,0000	0,0000	0,00	322 BADI, Desiree
182	0	26,58	0,0000	0,0000	0,00	230 PASERO, Damien D
183	0	19,41	0,0000	0,0000	0,00	228 FOURNIER, Anne A
184	0	15,04	0,0000	0,0000	0,00	388 MUNIER, Philippe P

PRODUCTION -- Overall Stage Results

CHAMPIONNAT DE FRANCE HANDGUN 2014

Printed mai 26, 2014 at 8:24



Stage 7 -- STAGE 07

	PTS	TIME	HIT FACTOR	STAGE POINTS	STAGE PERCENT	COMPETITOR # Name
185	0	0,00	0,0000	0,0000	0,00	236 SEGUIN, Gaëtan G
186	0	8,19	0,0000	0,0000	0,00	12 SAGON, Aurélien A

CLASSIC -- Overall Stage Results
CHAMPIONNAT DE FRANCE HANDGUN 2014

Printed mai 26, 2014 at 8:24



Stage 7 -- STAGE 07

	PTS	TIME	HIT FACTOR	STAGE POINTS	STAGE PERCENT	COMPETITOR # Name
1	43	6,29	6,8362	45,0000	100,00	29 BOIT, Julien
2	45	7,18	6,2674	41,2556	91,68	31 HOBDELL, Angus A
3	43	6,88	6,2500	41,1410	91,42	36 NESTOLAT, Michel M
4	37	6,49	5,7011	37,5277	83,39	136 TERKI, Sébastien S
5	43	7,80	5,5128	36,2885	80,64	34 MELEY, Philippe P
6	43	7,84	5,4847	36,1033	80,23	64 BERRETTA, Maurizio M
7	39	7,57	5,1519	33,9128	75,36	39 PERROT, Laurent L
8	37	7,29	5,0754	33,4094	74,24	32 KUMMER, Patrick P
9	37	8,38	4,4153	29,0638	64,59	57 ESPILEZ-ELIPE, Jose-Luis
10	33	7,76	4,2526	27,9928	62,21	27 ALTUNA, Denis D
11	41	9,73	4,2138	27,7374	61,64	455 SANCHEZ-LUMBRERAS, JOSE-A J
12	29	7,07	4,1018	27,0006	60,00	232 PICHENOT, Christophe C
13	39	9,97	3,9117	25,7492	57,22	30 GERARD, Joël J
14	37	11,01	3,3606	22,1212	49,16	344 LES-ORTIZ, Jabier
15	35	10,75	3,2558	21,4316	47,63	437 SENDELIN, PHILIPPE P
16	39	12,00	3,2500	21,3933	47,54	247 LANET, Luc L
17	35	11,60	3,0172	19,8612	44,14	448 LAMOUREUX, NICOLAS N
18	43	14,42	2,9820	19,6290	43,62	126 HAPIAK, Pierre-françois P
19	42	14,59	2,8787	18,9491	42,11	133 SENCE, Jean-marc J
20	38	18,12	2,0971	13,8045	30,68	362 SANGUINETTI, Rodolphe R
21	39	22,42	1,7395	11,4505	25,45	95 CHABOT, Romain R
22	28	21,44	1,3060	8,5966	19,10	326 FAVETO, Pierluigi P
23	22	27,60	0,7971	5,2470	11,66	440 GOUSSE, Jean-René
24	5	8,19	0,6105	4,0187	8,93	99 DAZZI, GEORGES G
25	6	28,04	0,2140	1,4085	3,13	274 MASSAGUER-SALGADO, Enrique E

REVOLVER -- Overall Stage Results
CHAMPIONNAT DE FRANCE HANDGUN 2014

Printed mai 26, 2014 at 8:24



Stage 7 -- STAGE 07

	PTS	TIME	HIT FACTOR	STAGE POINTS	STAGE PERCENT	COMPETITOR # Name
1	40	14,37	2,7836	45,0000	100,00	450 TOURNIER, PASCAL P
2	40	15,55	2,5723	41,5852	92,41	430 ITANI, MARWAN M
3	40	17,92	2,2321	36,0854	80,19	91 SCHMOCKER, Ernst E
4	42	21,30	1,9718	31,8771	70,84	143 DECARPIGNIES, Pascal P
5	25	16,78	1,4899	24,0856	53,52	192 SIMON, Bernard B
6	41	34,07	1,2034	19,4545	43,23	431 TRAVERS, SANDRINE S
7	29	27,06	1,0717	17,3253	38,50	427 MACIOCI, PATRICK P
8	8	31,90	0,2508	4,0542	9,01	419 BIZET, MATHIAS M
9	4	27,92	0,1433	2,3161	5,15	460 DESROCHES, JOCELYNE J
10	0	15,94	0,0000	0,0000	0,00	62 SCHEKIN, Oleg O
11	0	18,44	0,0000	0,0000	0,00	203 PHOTION, David D

OPEN -- Overall Stage Results
CHAMPIONNAT DE FRANCE HANDGUN 2014

Printed mai 26, 2014 at 8:24



Stage 8 -- STAGE 08

	PTS	TIME	HIT FACTOR	STAGE POINTS	STAGE PERCENT	COMPETITOR # Name
1	100	12,65	7,9051	105,0000	100,00	22 OBRIOT, Emile E
2	103	14,17	7,2689	96,5489	91,95	58 ESPILEZ-URBON, Ivan I
3	96	13,23	7,2562	96,3810	91,79	21 OBRIOT, Thierry
4	103	14,60	7,0548	93,7053	89,24	19 EGRET, Sebastien S
5	97	13,77	7,0443	93,5659	89,11	17 DEVILLE, Remy
6	97	13,80	7,0290	93,3625	88,92	104 MEIER, Dominic
7	95	14,26	6,6620	88,4879	84,27	25 SZAKACS, Alex A
8	100	15,14	6,6050	87,7312	83,55	226 DESAGNEAUX, Jean-Luc J
9	103	15,68	6,5689	87,2511	83,10	26 TARRADE, Alain A
10	82	12,53	6,5443	86,9246	82,79	18 DRUMMOND, Bill B
11	103	16,12	6,3896	84,8696	80,83	102 GRASSO, Bruno B
12	101	16,43	6,1473	81,6514	77,76	444 HUET, MICHEL M
13	103	16,80	6,1310	81,4344	77,56	336 CASTRILLO, ALBERTO A
14	93	15,21	6,1144	81,2145	77,35	144 HAAS, Peter P
15	96	15,93	6,0264	80,0452	76,23	319 PESTIAUX, Thierry T
16	102	16,99	6,0035	79,7419	75,94	253 BIZOUARN, Eric E
17	99	16,75	5,9104	78,5055	74,77	342 HORACI, BERNABE-PARDO B
18	102	17,55	5,8120	77,1974	73,52	42 CANETTA, Irene I
19	100	17,22	5,8072	77,1342	73,46	189 MONTARGOT, Renaud R
20	100	17,26	5,7937	76,9554	73,29	345 MALANDA-RUIZ, Rakel R
21	96	16,78	5,7211	75,9905	72,37	355 MARTIN, Patrice P
22	101	17,85	5,6583	75,1559	71,58	302 RENOUX, Gilles G
23	96	17,05	5,6305	74,7871	71,23	140 BELLONI, Francois F
24	97	17,34	5,5940	74,3023	70,76	20 GIBERT, Philippe P
25	100	18,12	5,5188	73,3030	69,81	93 BALESI, Daniel
26	97	17,97	5,3979	71,6974	68,28	356 MARTIN, Olivia O
27	97	18,04	5,3769	71,4192	68,02	87 GOUGIS, Rémi R
28	98	18,48	5,3030	70,4375	67,08	158 HELAIEM, Stephane
29	83	15,69	5,2900	70,2644	66,92	176 SCHNEIDER, Patrik P
30	84	16,09	5,2206	69,3431	66,04	234 RENAUD, Patrick P
31	95	18,37	5,1715	68,6901	65,42	139 BELLONI, Philippe P
32	96	18,62	5,1557	68,4812	65,22	60 PENALVA-PASQUET, Pierre-jean P
33	98	19,09	5,1336	68,1868	64,94	399 MARCAND, Mickael M
34	102	20,15	5,0620	67,2365	64,03	258 GIL-JIMENEZ, Mikael M
35	99	19,60	5,0510	67,0902	63,90	90 OGANESSIAN, Sarkis S
36	100	19,90	5,0251	66,7462	63,57	435 GRANDGERARD, Hervé
37	87	17,34	5,0173	66,6423	63,47	77 TODARO, Giuseppe G
38	98	19,55	5,0128	66,5824	63,41	166 BETSCHART, Bruno B
39	102	20,59	4,9539	65,7997	62,67	46 DEMANET, Jean-michel J
40	102	20,62	4,9467	65,7039	62,58	73 PETTENATI, Simonetta S
41	93	18,87	4,9285	65,4622	62,34	132 RANDAXHE, Patrick P
42	97	19,72	4,9189	65,3348	62,22	257 GIL-JIMENEZ, Pierre P
43	96	19,64	4,8880	64,9247	61,83	98 CZYKAJLO, JEROME J
44	92	18,93	4,8600	64,5531	61,48	205 SALLET, Gauthier G
45	101	20,82	4,8511	64,4348	61,37	421 LAUREMBOURLE, JACQUES J
46	97	20,01	4,8476	64,3879	61,32	85 DEVILLE, Pauline P

OPEN -- Overall Stage Results
CHAMPIONNAT DE FRANCE HANDGUN 2014

Printed mai 26, 2014 at 8:24



Stage 8 -- STAGE 08

	PTS	TIME	HIT FACTOR	STAGE POINTS	STAGE PERCENT	COMPETITOR # Name
47	97	20,09	4,8283	64,1315	61,08	428 MILLOT, PATRICK P
48	83	17,32	4,7921	63,6517	60,62	138 AIELLO, Jean J
49	93	19,67	4,7280	62,7998	59,81	273 MARTINEZ-DE-LAS-HERAS, Maria M
50	101	22,03	4,5847	60,8957	58,00	445 MEUNIER, GERARD G
51	99	21,62	4,5791	60,8218	57,93	151 ZANARDI, Annamaria A
52	103	22,76	4,5255	60,1097	57,25	433 DESAUGERE, Jean-francois J
53	102	22,65	4,5033	59,8152	56,97	330 PERNIGOTTI, Gerolamo G
54	97	21,66	4,4783	59,4830	56,65	237 BUFFARD, Francois F
55	104	23,26	4,4712	59,3887	56,56	301 PELLEGRINI, Jean-François J
56	95	21,86	4,3458	57,7236	54,97	186 IOZZO, Fabrice F
57	97	22,41	4,3284	57,4923	54,75	372 LOPEZ, Christophe C
58	100	23,18	4,3141	57,3016	54,57	436 SAUTOUR, JACQUES J
59	101	23,88	4,2295	56,1781	53,50	369 GATEAU, Phiiippe
60	93	22,42	4,1481	55,0969	52,47	129 PANE, Bernard B
61	100	24,37	4,1034	54,5035	51,91	245 GUINCHARD, Patrick P
62	96	23,66	4,0575	53,8935	51,33	78 AGRINIER, Didier D
63	79	19,85	3,9798	52,8623	50,35	297 HAZAN, Albert A
64	93	23,59	3,9423	52,3642	49,87	424 ASTORG, GERARD G
65	79	20,32	3,8878	51,6396	49,18	254 CABLE, Nathalie N
66	104	27,12	3,8348	50,9358	48,51	441 LASBLEIS, MICHEL M
67	98	25,80	3,7984	50,4529	48,05	333 SAARBACH, Stafford S
68	100	26,56	3,7651	50,0094	47,63	446 PITOT-AIMARETTI, Robert R
69	97	25,78	3,7626	49,9768	47,60	240 CHARPENTIER, Bernard
70	101	27,14	3,7214	49,4301	47,08	383 CONNOUE, Gerard
71	85	22,88	3,7150	49,3450	47,00	84 DEVILLE, Jacques
72	103	28,13	3,6616	48,6348	46,32	432 WOLAN, Joseph J
73	77	21,15	3,6407	48,3571	46,05	376 VERDON, James J
74	99	27,56	3,5922	47,7129	45,44	364 BOVIN, Loic L
75	70	19,71	3,5515	47,1728	44,93	374 MABILAIS, Gregory G
76	67	18,97	3,5319	46,9124	44,68	103 LELEU, CHRISTIAN C
77	101	28,71	3,5179	46,7270	44,50	148 NOWAK, Hubert
78	95	27,76	3,4222	45,4552	43,29	393 DELDO, Nicolas
79	101	32,26	3,1308	41,5850	39,60	149 RIEDI, Serenella S
80	67	23,72	2,8246	37,5180	35,73	291 CERVELLO, Richard R
81	103	54,50	1,8899	25,1027	23,91	111 DEMANGEOT, Laurent L
82	53	28,96	1,8301	24,3085	23,15	59 ETOURNEAU, Helene H
83	0	7,46	0,0000	0,0000	0,00	290 BOUCHOUCHA, Marc M

STANDARD -- Overall Stage Results
CHAMPIONNAT DE FRANCE HANDGUN 2014

Printed mai 26, 2014 at 8:24



Stage 8 -- STAGE 08

	PTS	TIME	HIT FACTOR	STAGE POINTS	STAGE PERCENT	COMPETITOR # Name
1	105	14,65	7,1672	105,0000	100,00	47 JAIME-DIAZ, Juan-Carlos
2	98	14,98	6,5421	95,8411	91,28	321 SAUDEMONT, Tom T
3	101	15,55	6,4952	95,1543	90,62	271 IBANEZ, Gorka G
4	101	16,05	6,2928	92,1900	87,80	284 GUILLAUME, Bertrand B
5	97	15,48	6,2661	91,7991	87,43	51 POIRET, Jerome
6	103	16,46	6,2576	91,6738	87,31	49 MIDGLEY, GREGORY G
7	95	15,41	6,1648	90,3147	86,01	404 SILVA, Manuel M
8	103	16,97	6,0695	88,9187	84,68	408 FELT, OLIVIER O
9	103	17,48	5,8924	86,3244	82,21	44 CUTAYA, Christian C
10	99	16,89	5,8615	85,8703	81,78	50 PESCE, Fabrizio F
11	103	17,76	5,7996	84,9634	80,92	459 GUBIN, YLIA Y
12	99	17,28	5,7292	83,9323	79,94	45 DA-ROS, Philippe P
13	99	17,71	5,5901	81,8944	77,99	168 BROSCHE, Hampi
14	96	17,19	5,5846	81,8150	77,92	97 CLOT, Jean-marc J
15	101	18,21	5,5464	81,2548	77,39	80 BEAUNIER, François F
16	100	18,11	5,5218	80,8945	77,04	43 COLOMBINI, Jean Pierre J
17	97	17,61	5,5082	80,6956	76,85	403 SAMPAIO, Mauricio M
18	97	18,45	5,2575	77,0217	73,35	296 GUINTOLI, Gilles G
19	97	18,59	5,2179	76,4416	72,80	101 GOLI, GERARD G
20	97	18,64	5,2039	76,2366	72,61	48 MARCHAL, Florian F
21	102	20,25	5,0370	73,7926	70,28	363 VANDENABEELLE, Christian C
22	97	19,26	5,0363	73,7824	70,27	260 LAMY, Jean-Michel
23	91	18,15	5,0138	73,4518	69,95	340 FERRERO-POZA, Carlos
24	91	18,24	4,9890	73,0894	69,61	279 CARTIER, Serge S
25	94	19,15	4,9086	71,9112	68,49	217 LEVIS, Luca L
26	103	21,63	4,7619	69,7619	66,44	418 WEBER, DIDIER D
27	96	20,45	4,6944	68,7726	65,50	303 ROTON, Patrick P
28	97	21,33	4,5476	66,6221	63,45	293 DIEU, Steeve S
29	101	22,41	4,5069	66,0263	62,88	425 BERTRAND, Elian E
30	102	22,86	4,4619	65,3674	62,25	242 COQUELLE, Philippe P
31	81	18,25	4,4384	65,0219	61,93	212 DESTREBECK, Marian M
32	100	22,62	4,4209	64,7657	61,68	377 WERBROUCK, Florent F
33	101	22,91	4,4086	64,5853	61,51	37 NESTOLAT, Vincent V
34	98	22,38	4,3789	64,1510	61,10	115 LAPEYRE, Franck F
35	91	20,83	4,3687	64,0014	60,95	108 BACH, Lucas L
36	104	23,86	4,3588	63,8558	60,82	147 MACHET, Christophe C
37	96	22,06	4,3518	63,7534	60,72	304 SENDOU, Frederic F
38	95	21,86	4,3458	63,6665	60,63	175 RACLOT, Gerard G
39	102	23,63	4,3165	63,2374	60,23	82 CARRIER, Philippe P
40	101	23,73	4,2562	62,3536	59,38	417 WEBER, MATTHIAS M
41	99	23,34	4,2416	62,1401	59,18	442 BELLON-ESBELIN, Yann Y
42	98	23,32	4,2024	61,5652	58,63	33 MARTIN-PRIVAT, Pierre P
43	91	21,87	4,1610	60,9579	58,06	121 TRUONG-VINH-TONG, Andre
44	95	22,85	4,1575	60,9081	58,01	109 BISIQU, Stéphane S
45	100	24,35	4,1068	60,1643	57,30	261 PROMIS, Stephan S
46	101	24,60	4,1057	60,1484	57,28	215 GUASTELLA, Vincenzo V

STANDARD -- Overall Stage Results
CHAMPIONNAT DE FRANCE HANDGUN 2014

Printed mai 26, 2014 at 8:24



Stage 8 -- STAGE 08

	PTS	TIME	HIT FACTOR	STAGE POINTS	STAGE PERCENT	COMPETITOR # Name
47	83	20,26	4,0967	60,0173	57,16	53 ZOLLA, Luca
48	100	24,65	4,0568	59,4320	56,60	423 TREUSSARD, FRANCOIS F
49	87	21,55	4,0371	59,1439	56,33	137 VANDAL, Olivier O
50	105	26,17	4,0122	58,7791	55,98	38 PERROT, Manuela M
51	83	20,71	4,0077	58,7132	55,92	227 FLEISCHER, ALEXANDER A
52	102	25,59	3,9859	58,3939	55,61	249 NERI, Christian C
53	104	26,47	3,9290	57,5595	54,82	443 GOY, PHILIPPE P
54	102	26,06	3,9140	57,3408	54,61	268 GOUTTEBESSIS, Francis F
55	97	24,92	3,8925	57,0245	54,31	390 PEPY, Pascal P
56	97	25,34	3,8279	56,0793	53,41	244 EDO, Damia D
57	83	21,94	3,7830	55,4216	52,78	255 CABLE, Xavier X
58	66	17,91	3,6851	53,9866	51,42	392 COSTA, Luis L
59	97	26,51	3,6590	53,6043	51,05	409 FONDER, Anne-valérie
60	77	21,25	3,6235	53,0847	50,56	252 BIZOUARN, Mireille M
61	91	25,25	3,6040	52,7980	50,28	214 FONTAINE, Frederic F
62	93	25,86	3,5963	52,6856	50,18	306 WAVRANT, Xavier X
63	82	23,01	3,5637	52,2077	49,72	41 WURSTER, Sabine S
64	90	25,32	3,5545	52,0735	49,59	68 FORMENTO, Federico-Maria
65	97	27,30	3,5531	52,0531	49,57	250 OTERO, MARK M
66	73	21,47	3,4001	49,8114	47,44	172 MOURGUES, Jacques J
67	95	29,74	3,1944	46,7972	44,57	266 BUSSY, Isabelle I
68	72	22,79	3,1593	46,2835	44,08	320 PORREYE, Xavier
69	91	30,40	2,9934	43,8536	41,77	262 RAOUL, Catherine C
70	89	31,71	2,8067	41,1179	39,16	110 DAGORNO, Paul P
71	70	25,98	2,6944	39,4727	37,59	263 RAOUL, Eric E
72	70	26,89	2,6032	38,1368	36,32	248 NATALIZIO, Silvain S
73	73	28,69	2,5444	37,2761	35,50	457 LOPUNOV, SERGEY S
74	67	26,47	2,5312	37,0816	35,32	127 HOCQUET, Serge
75	99	40,35	2,4535	35,9442	34,23	246 KOCH, Pascal P
76	94	39,52	2,3785	34,8456	33,19	209 TRUONG, Phung P
77	89	40,70	2,1867	32,0356	30,51	264 BLONDIAUX, SOPHIE S
78	75	40,44	1,8546	27,1699	25,88	358 MEUNIER, ALAIN A
79	99	53,43	1,8529	27,1449	25,85	381 CAMUGLI, JEAN-PIERRE J
80	40	22,42	1,7841	26,1374	24,89	221 ROSSIGNOL, Bernard B
81	70	39,60	1,7677	25,8965	24,66	114 JOACHIM, Eric E
82	94	63,29	1,4852	21,7586	20,72	334 BARILLARI, Giampaolo G
83	53	38,60	1,3731	20,1153	19,16	66 CABONA, Carolina

PRODUCTION -- Overall Stage Results
CHAMPIONNAT DE FRANCE HANDGUN 2014

Printed mai 26, 2014 at 8:24




Stage 8 -- STAGE 08

	PTS	TIME	HIT FACTOR	STAGE POINTS	STAGE PERCENT	COMPETITOR # Name
1	103	14,03	7,3414	105,0000	100,00	6 GRAUFFEL, Eric
2	99	15,76	6,2817	89,8439	85,57	15 ZAPLETAL, Miroslav M
3	95	15,26	6,2254	89,0387	84,80	407 FELT, BAPTISTE B
4	99	16,03	6,1759	88,3306	84,12	314 DONOT, Marc M
5	101	16,46	6,1361	87,7609	83,58	317 GHJISELINK, Maxime M
6	97	16,13	6,0136	86,0096	81,91	7 GUICHARD, Louis L
7	99	16,63	5,9531	85,1437	81,09	213 DONOFRIO, Ciriaco C
8	101	17,02	5,9342	84,8734	80,83	411 GUSHINA, MARIA M
9	95	16,08	5,9080	84,4982	80,47	170 GARCIA, Frank F
10	99	16,91	5,8545	83,7339	79,75	145 JOSI, Oliver O
11	103	17,78	5,7930	82,8543	78,91	8 HELLER, Peter P
12	105	18,33	5,7283	81,9288	78,03	406 DAGUENEL, LAETITIA L
13	99	17,43	5,6799	81,2358	77,37	96 CLAIRE, Olivier O
14	97	17,15	5,6560	80,8942	77,04	410 GUSHIN, MICKAIL M
15	99	17,55	5,6410	80,6804	76,84	394 DENOYELLES, Morgan M
16	99	17,57	5,6346	80,5885	76,75	1 AMARO, Dominique D
17	97	17,22	5,6330	80,5653	76,73	81 BEDROSSIAN, Marc
18	101	18,01	5,6080	80,2079	76,39	150 SCHRANER, Remo R
19	86	15,56	5,5270	79,0494	75,29	9 LAVERGNE, Mathieu M
20	101	18,37	5,4981	78,6361	74,89	89 MEICHTRY, Markus M
21	97	17,65	5,4958	78,6026	74,86	396 JOAO, Manuel
22	101	18,41	5,4861	78,4652	74,73	361 POULAIN, Renaud R
23	103	19,02	5,4154	77,4527	73,76	40 WILLMES, Siegfried S
24	103	19,28	5,3423	76,4082	72,77	162 PEREZ, Guillaume G
25	93	17,51	5,3113	75,9638	72,35	359 NASSO, Michel M
26	101	19,09	5,2907	75,6702	72,07	94 BURKHALTER, Christine C
27	101	19,13	5,2797	75,5120	71,92	2 BACULARD, Patrick
28	101	19,33	5,2250	74,7307	71,17	416 NYCZ, MARGAUX M
29	101	19,42	5,2008	74,3844	70,84	116 MOINE, Christian C
30	103	19,87	5,1837	74,1394	70,61	83 CASSIGNAC, Jean-paul J
31	91	17,65	5,1558	73,7405	70,23	401 RAMOS, Miguel
32	101	19,60	5,1531	73,7013	70,19	233 RAPHOZ, Dominic D
33	95	18,54	5,1241	73,2864	69,80	4 CARRIE, Stéphane S
34	95	18,68	5,0857	72,7372	69,27	347 SALINAS-LAGUNA, Vicente V
35	99	19,51	5,0743	72,5751	69,12	238 BUSSER, Alain A
36	99	19,73	5,0177	71,7658	68,35	75 ROI, Harel H
37	99	19,80	5,0000	71,5121	68,11	65 BORRALLO, JUAN J
38	99	19,91	4,9724	71,1170	67,73	153 BECRET, Jean-guy J
39	97	19,52	4,9693	71,0725	67,69	231 PICARD, Nicolas N
40	101	20,48	4,9316	70,5344	67,18	12 SAGON, Aurélien A
41	99	20,18	4,9058	70,1655	66,82	167 BOUCAUT, Jean Louis J
42	101	20,61	4,9005	70,0895	66,75	241 CLIN, Robert R
43	95	19,43	4,8893	69,9295	66,60	178 VACHER, Benoit B
44	91	18,70	4,8663	69,6000	66,29	343 JUHEL, Julien J
45	93	19,15	4,8564	69,4583	66,15	177 UJEVIC, Christophe C
46	99	20,56	4,8152	68,8687	65,59	332 RUINI, Claudio C

PRODUCTION -- Overall Stage Results
CHAMPIONNAT DE FRANCE HANDGUN 2014

Printed mai 26, 2014 at 8:24



Stage 8 -- STAGE 08

	PTS	TIME	HIT FACTOR	STAGE POINTS	STAGE PERCENT	COMPETITOR # Name
47	101	20,98	4,8141	68,8534	65,57	251 BERGAMASCO, Nicolas N
48	97	20,27	4,7854	68,4428	65,18	210 ARMENDARIZ, Sebastien S
49	93	19,50	4,7692	68,2116	64,96	397 JORGE, Paulo P
50	99	20,78	4,7642	68,1396	64,89	204 PITTIER, Alain A
51	89	18,69	4,7619	68,1068	64,86	278 CARDOT, Thierry T
52	97	20,38	4,7596	68,0734	64,83	161 MOURICE, Benoit B
53	103	21,94	4,6946	67,1445	63,95	243 COUPE, Laurent L
54	93	20,03	4,6430	66,4067	63,24	183 HAUSER, Lionel L
55	87	18,78	4,6326	66,2572	63,10	5 GOUGIS, Christophe C
56	97	20,94	4,6323	66,2529	63,10	195 BRUNO, Alfonsino
57	93	20,33	4,5745	65,4268	62,31	199 MARYE, Georges G
58	89	19,46	4,5735	65,4119	62,30	351 GAL, Didier D
59	91	19,98	4,5546	65,1412	62,04	220 PLAIT, Antoine A
60	97	21,40	4,5327	64,8288	61,74	74 RODRIGUEZ-PINTOR, JUAN J
61	97	21,41	4,5306	64,7985	61,71	196 CHERNOGOROV, Alexander A
62	93	20,54	4,5278	64,7578	61,67	318 GRANDE, Freddy F
63	97	21,43	4,5264	64,7380	61,66	267 CROUZET, Stephane S
64	91	20,14	4,5184	64,6237	61,55	188 MEUNIER, Pierre P
65	99	22,15	4,4695	63,9251	60,88	54 CANTOS, Francisco F
66	99	22,21	4,4575	63,7524	60,72	315 DURO, Jeremie J
67	95	21,52	4,4145	63,1380	60,13	281 DHELIN, Herve H
68	91	20,62	4,4132	63,1193	60,11	277 CARDOEN, Vincent V
69	101	22,98	4,3951	62,8610	59,87	179 BAUSCH, Pierre P
70	99	22,64	4,3728	62,5415	59,56	349 BALANDRAUX, Yves
71	85	19,56	4,3456	62,1527	59,19	120 SIMONIN, Thierry T
72	93	21,43	4,3397	62,0684	59,11	299 LEGAL, Eric E
73	89	20,53	4,3351	62,0027	59,05	348 VERLINDE, Camille C
74	89	20,57	4,3267	61,8821	58,94	216 GUILMART, Nicolas N
75	99	23,31	4,2471	60,7439	57,85	352 GUILHOT, Patrick P
76	93	22,20	4,1892	59,9156	57,06	357 MELISSA, Aurelie A
77	95	22,75	4,1758	59,7244	56,88	259 JOURDE, Philippe P
78	97	23,35	4,1542	59,4148	56,59	386 LAMISCARRE, Joel J
79	97	23,46	4,1347	59,1362	56,32	152 ARENA, Gyl G
80	93	22,54	4,1260	59,0118	56,20	283 FERNANDES, Olivier O
81	83	20,22	4,1048	58,7093	55,91	160 MARTORELL, Damien D
82	97	23,65	4,1015	58,6611	55,87	154 BOITIAUX, Bertrand
83	81	19,75	4,1013	58,6581	55,86	307 BALLIERE, Guillaume G
84	99	24,14	4,1011	58,6553	55,86	164 TEISSIER, Philippe P
85	97	23,67	4,0980	58,6115	55,82	458 ALIANI, FEDERICO F
86	93	22,70	4,0969	58,5958	55,81	112 EVESQUE, Michel M
87	97	23,74	4,0859	58,4387	55,66	456 MAZY, LAURENT L
88	85	20,85	4,0767	58,3072	55,53	350 BOHAIN, JEAN-LUC J
89	99	24,30	4,0741	58,2691	55,49	385 FIGOLI, Sergio S
90	83	20,54	4,0409	57,7946	55,04	308 BROCHARD, Pierre P
91	91	22,52	4,0409	57,7940	55,04	335 CANEPA, Carlo C
92	97	24,01	4,0400	57,7816	55,03	163 SANCEAU, Thierry T

PRODUCTION -- Overall Stage Results**CHAMPIONNAT DE FRANCE HANDGUN 2014**

Printed mai 26, 2014 at 8:24

**Stage 8 -- STAGE 08**

	PTS	TIME	HIT FACTOR	STAGE POINTS	STAGE PERCENT	COMPETITOR # Name
93	82	20,47	4,0059	57,2935	54,57	86 FRICKER, Claudia C
94	86	21,49	4,0019	57,2363	54,51	405 BURGADA, LAURENT L
95	97	24,29	3,9934	57,1155	54,40	368 DUJARDIN, Yves Y
96	89	22,32	3,9875	57,0303	54,31	391 BESSA, Ana A
97	93	23,35	3,9829	56,9647	54,25	276 BOUTIN, Herve H
98	65	16,40	3,9634	56,6864	53,99	11 RIBAS, Guga
99	78	19,72	3,9554	56,5715	53,88	105 NEUMANN, Julien J
100	95	24,05	3,9501	56,4961	53,81	131 POUJOL, Marc M
101	97	24,58	3,9463	56,4416	53,75	384 DALLEAU, Eric E
102	91	23,22	3,9190	56,0517	53,38	92 WALDMANN, Daniel D
103	93	23,81	3,9059	55,8642	53,20	239 BUSSER, Celine C
104	89	22,81	3,9018	55,8052	53,15	285 POLO, Bruno B
105	89	23,02	3,8662	55,2961	52,66	309 CAUDRELIER, Christian C
106	68	17,59	3,8658	55,2908	52,66	229 GILANT, Christophe C
107	89	23,07	3,8578	55,1762	52,55	353 HUMILIER, Nicolas N
108	80	20,76	3,8536	55,1153	52,49	398 LERETRIF, Nicolas N
109	95	24,69	3,8477	55,0316	52,41	461 FOURNIER, ALEXANDRE A
110	87	22,63	3,8445	54,9850	52,37	280 DA-COSTA-LEIRAS, Rasael R
111	93	24,21	3,8414	54,9412	52,32	187 JONDREVILLE, Dominique D
112	89	23,29	3,8214	54,6550	52,05	88 LATREILLE, Philippe P
113	83	21,85	3,7986	54,3296	51,74	55 CORNUT, Pierre P
114	95	25,08	3,7879	54,1759	51,60	329 OBERTI, Claudio C
115	85	22,55	3,7694	53,9116	51,34	182 EAP, Christophe C
116	99	26,34	3,7585	53,7563	51,20	135 SOUL, Emmanuel E
117	97	25,93	3,7408	53,5031	50,96	365 BUFFIN, Dominique D
118	101	27,13	3,7228	53,2453	50,71	452 CARRACEDO-GUERRA, MARIA M
119	72	19,36	3,7190	53,1908	50,66	269 GUTIERREZ, Jorge J
120	99	26,88	3,6830	52,6764	50,17	305 STEVE, Peter P
121	89	24,37	3,6520	52,2329	49,75	106 ORLANDINI, Alberto A
122	76	20,88	3,6398	52,0586	49,58	173 PHELPS, MIKAYLA M
123	95	26,25	3,6190	51,7612	49,30	331 REPLICA, Giorgio G
124	89	24,69	3,6047	51,5559	49,10	426 BEZOT, Patrick P
125	105	29,15	3,6021	51,5182	49,06	119 SARIK, Raido R
126	91	25,30	3,5968	51,4435	48,99	198 JOUY, Jean-claude
127	97	27,03	3,5886	51,3258	48,88	415 NOUET, CHARLOTTE C
128	89	24,81	3,5873	51,3066	48,86	122 ARTAL, Audrey A
129	93	25,97	3,5811	51,2178	48,78	322 BADI, Desiree
130	84	23,46	3,5806	51,2107	48,77	223 WOHNER, Jean-philippe J
131	71	19,86	3,5750	51,1315	48,70	194 VALANCE, Thomas T
132	89	24,94	3,5686	51,0391	48,61	230 PASERO, Damien D
133	93	26,36	3,5281	50,4600	48,06	272 MALLET, Nicolas N
134	63	17,88	3,5235	50,3945	47,99	3 BURGADA, Luc L
135	89	25,28	3,5206	50,3527	47,95	370 GRAUFFEL, Gerard G
136	81	23,02	3,5187	50,3256	47,93	367 CHAUME, Thierry T
137	79	22,48	3,5142	50,2621	47,87	155 CALLE, Xavier X
138	68	19,58	3,4729	49,6714	47,31	200 MARYE, Christophe C

PRODUCTION -- Overall Stage Results**CHAMPIONNAT DE FRANCE HANDGUN 2014**

Printed mai 26, 2014 at 8:24

**Stage 8 -- STAGE 08**

	PTS	TIME	HIT FACTOR	STAGE POINTS	STAGE PERCENT	COMPETITOR # Name
139	99	28,53	3,4700	49,6299	47,27	107 VERITE, Isabelle I
140	91	26,24	3,4680	49,6006	47,24	289 TRANCA, Germano G
141	95	27,56	3,4470	49,3008	46,95	382 CHRAPKIEWICZ, Olivier O
142	80	23,33	3,4291	49,0439	46,71	193 THOMAS, Jean-luc J
143	76	22,22	3,4203	48,9192	46,59	316 GERARD, Emmanuel E
144	78	22,82	3,4181	48,8865	46,56	222 WELTER, Tony T
145	87	25,56	3,4038	48,6820	46,36	79 AGRINIER, Pascal P
146	83	24,41	3,4002	48,6318	46,32	141 BRULTEY, Pascal P
147	89	27,31	3,2589	46,6099	44,39	130 PAYRAULT, Christian C
148	77	24,42	3,1532	45,0977	42,95	360 PLANO, Olivier O
149	76	24,19	3,1418	44,9353	42,80	201 MATTER, Sebastien S
150	87	27,78	3,1317	44,7916	42,66	235 ROSSI, Benvenuto B
151	93	29,80	3,1208	44,6351	42,51	197 JEANJEAN, Jerome J
152	97	31,11	3,1180	44,5945	42,47	165 ALEXANDRE, Jean Marc J
153	99	31,84	3,1093	44,4705	42,35	118 PRIBILINCOVA, HANA H
154	81	26,13	3,0999	44,3359	42,22	134 SIMSON, James J
155	95	30,92	3,0724	43,9434	41,85	224 BRIDE, Martial M
156	99	32,47	3,0490	43,6076	41,53	128 LESAINE, Claudine C
157	93	30,96	3,0039	42,9627	40,92	439 DE-RONGE, Charles
158	89	29,78	2,9886	42,7440	40,71	228 FOURNIER, Anne A
159	72	24,37	2,9545	42,2558	40,24	125 DEMARET, Christian C
160	75	25,50	2,9412	42,0659	40,06	339 FEDERICI, Giulia G
161	91	31,17	2,9195	41,7556	39,77	371 LAPP, Pascal P
162	80	27,52	2,9070	41,5768	39,60	191 PREDOVICH, Dan D
163	99	34,46	2,8729	41,0894	39,13	387 MONTURY, ROBERT R
164	89	30,98	2,8728	41,0883	39,13	142 CORTEZ, Carl C
165	86	29,97	2,8695	41,0413	39,09	447 GIBNEY, Jim J
166	74	26,07	2,8385	40,5976	38,66	265 BUSSY, Laurent L
167	60	21,24	2,8249	40,4023	38,48	373 LOUVIER, Sebastien S
168	99	35,22	2,8109	40,2027	38,29	438 DARTOIS, Jean
169	87	31,18	2,7903	39,9073	38,01	292 CHICA, Christian C
170	93	33,35	2,7886	39,8838	37,98	180 CLAVEL, Victorien V
171	59	21,20	2,7830	39,8039	37,91	287 RIOU, Sylvain
172	91	32,90	2,7660	39,5599	37,68	275 BOUTIN, Julie J
173	74	27,02	2,7387	39,1702	37,30	190 PHELPS, David D
174	77	29,01	2,6543	37,9623	36,15	346 MONTALE, Andrea A
175	91	34,61	2,6293	37,6053	35,81	338 DUCHESNE, Frédéric F
176	85	32,94	2,5804	36,9067	35,15	366 CALVAT, Jean J
177	83	33,19	2,5008	35,7668	34,06	113 FRICOU, ERIC E
178	87	35,50	2,4507	35,0510	33,38	395 DENOYELLES, Marie-Claude M
179	103	42,47	2,4252	34,6868	33,04	429 FREDEZ, JEAN-MAURICE J
180	53	22,74	2,3307	33,3346	31,75	124 BELLOT, Mathieu M
181	70	32,04	2,1848	31,2475	29,76	286 PRIEUR, Perrine P
182	74	33,94	2,1803	31,1838	29,70	207 SANTERRE, Sebastien S
183	65	33,43	1,9444	27,8091	26,48	146 JOSI, Maggie M
184	61	41,70	1,4628	20,9220	19,93	67 COLLIN, Anne A

PRODUCTION -- Overall Stage Results
CHAMPIONNAT DE FRANCE HANDGUN 2014

Printed mai 26, 2014 at 8:24



Stage 8 -- STAGE 08

	PTS	TIME	HIT FACTOR	STAGE POINTS	STAGE PERCENT	COMPETITOR # Name
185	75	58,17	1,2893	18,4405	17,56	400 MERLIER, Andre A
186	0	32,54	0,0000	0,0000	0,00	388 MUNIER, Philippe P

CLASSIC -- Overall Stage Results
CHAMPIONNAT DE FRANCE HANDGUN 2014

Printed mai 26, 2014 at 8:24



Stage 8 -- STAGE 08

	PTS	TIME	HIT FACTOR	STAGE POINTS	STAGE PERCENT	COMPETITOR # Name
1	101	15,42	6,5499	105,0000	100,00	31 HOBDELL, Angus A
2	101	16,15	6,2539	100,2539	95,48	32 KUMMER, Patrick P
3	101	17,44	5,7913	92,8383	88,42	27 ALTUNA, Denis D
4	91	17,17	5,2999	84,9617	80,92	39 PERROT, Laurent L
5	93	17,96	5,1782	83,0097	79,06	34 MELEY, Philippe P
6	87	16,86	5,1601	82,7207	78,78	29 BOIT, Julien
7	101	20,20	5,0000	80,1535	76,34	344 LES-ORTIZ, Jabier
8	99	20,05	4,9377	79,1540	75,38	30 GERARD, Joël J
9	97	20,06	4,8355	77,5163	73,83	36 NESTOLAT, Michel M
10	91	19,90	4,5729	73,3062	69,82	455 SANCHEZ-LUMBRERAS, JOSE-A J
11	93	20,93	4,4434	71,2305	67,84	126 HAPIAK, Pierre-françois P
12	101	23,71	4,2598	68,2877	65,04	64 BERRETTA, Maurizio M
13	93	22,41	4,1499	66,5263	63,36	136 TERKI, Sébastien S
14	101	25,50	3,9608	63,4941	60,47	448 LAMOUREUX, NICOLAS N
15	103	26,27	3,9208	62,8535	59,86	437 SENDELIN, PHILIPPE P
16	100	28,09	3,5600	57,0690	54,35	326 FAVETO, Pierluigi P
17	91	25,61	3,5533	56,9618	54,25	95 CHABOT, Romain R
18	98	29,35	3,3390	53,5267	50,98	362 SANGUINETTI, Rodolphe R
19	91	27,85	3,2675	52,3804	49,89	232 PICHENOT, Christophe C
20	99	30,99	3,1946	51,2113	48,77	247 LANET, Luc L
21	80	25,18	3,1771	50,9315	48,51	133 SENCE, Jean-marc J
22	93	32,17	2,8909	46,3430	44,14	57 ESPILEZ-ELIPE, Jose-Luis
23	95	36,98	2,5690	41,1821	39,22	274 MASSAGUER-SALGADO, Enrique E
24	99	39,73	2,4918	39,9456	38,04	440 GOUSSE, Jean-René
25	68	32,15	2,1151	33,9063	32,29	99 DAZZI, GEORGES G

REVOLVER -- Overall Stage Results
CHAMPIONNAT DE FRANCE HANDGUN 2014

Printed mai 26, 2014 at 8:24



Stage 8 -- STAGE 08

	PTS	TIME	HIT FACTOR	STAGE POINTS	STAGE PERCENT	COMPETITOR # Name
1	98	24,37	4,0213	105,0000	100,00	430 ITANI, MARWAN M
2	99	26,36	3,7557	98,0637	93,39	203 PHOTION, David D
3	100	27,78	3,5997	93,9910	89,52	143 DECARPIGNIES, Pascal P
4	103	31,21	3,3002	86,1712	82,07	91 SCHMOCKER, Ernst E
5	83	28,03	2,9611	77,3168	73,64	62 SCHEKIN, Oleg O
6	100	35,37	2,8273	73,8216	70,31	192 SIMON, Bernard B
7	103	40,05	2,5718	67,1511	63,95	450 TOURNIER, PASCAL P
8	89	40,01	2,2244	58,0818	55,32	431 TRAVERS, SANDRINE S
9	95	42,90	2,2145	57,8209	55,07	419 BIZET, MATHIAS M
10	78	38,67	2,0171	52,6671	50,16	427 MACIOCI, PATRICK P
11	98	57,14	1,7151	44,7821	42,65	460 DESROCHES, JOCELYNE J

OPEN -- Overall Stage Results
CHAMPIONNAT DE FRANCE HANDGUN 2014

Printed mai 26, 2014 at 8:24



Stage 9 -- STAGE 09

	PTS	TIME	HIT FACTOR	STAGE POINTS	STAGE PERCENT	COMPETITOR # Name
1	60	6,98	8,5960	60,0000	100,00	22 OBRIOT, Emile E
2	59	7,00	8,4286	58,8314	98,05	17 DEVILLE, Remy
3	59	7,33	8,0491	56,1828	93,64	18 DRUMMOND, Bill B
4	58	7,33	7,9127	55,2306	92,05	104 MEIER, Dominic
5	57	7,39	7,7131	53,8376	89,73	19 EGRET, Sebastien S
6	58	7,60	7,6316	53,2684	88,78	58 ESPILEZ-URBON, Ivan I
7	57	7,53	7,5697	52,8367	88,06	140 BELLONI, Francois F
8	59	8,26	7,1429	49,8571	83,10	139 BELLONI, Philippe P
9	59	8,30	7,1084	49,6169	82,69	144 HAAS, Peter P
10	59	8,54	6,9087	48,2225	80,37	189 MONTARGOT, Renaud R
11	58	8,53	6,7995	47,4607	79,10	226 DESAGNEAUX, Jean-Luc J
12	59	8,73	6,7583	47,1730	78,62	25 SZAKACS, Alex A
13	59	8,95	6,5922	46,0134	76,69	77 TODARO, Giuseppe G
14	58	8,91	6,5095	45,4366	75,73	93 BALESI, Daniel
15	59	9,11	6,4764	45,2053	75,34	166 BETSCHART, Bruno B
16	59	9,13	6,4622	45,1062	75,18	253 BIZOUARN, Eric E
17	59	9,22	6,3991	44,6659	74,44	374 MABILAIS, Gregory G
18	57	8,92	6,3901	44,6031	74,34	372 LOPEZ, Christophe C
19	60	9,44	6,3559	44,3644	73,94	319 PESTIAUX, Thierry T
20	60	9,75	6,1538	42,9538	71,59	60 PENALVA-PASQUET, Pierre-jean P
21	57	9,32	6,1159	42,6888	71,15	87 GOUGIS, Rémi R
22	57	9,42	6,0510	42,2357	70,39	302 RENOUX, Gilles G
23	60	10,15	5,9113	41,2611	68,77	21 OBRIOT, Thierry
24	59	10,01	5,8941	41,1409	68,57	78 AGRINIER, Didier D
25	56	9,64	5,8091	40,5477	67,58	102 GRASSO, Bruno B
26	59	10,19	5,7900	40,4141	67,36	421 LAUREMBOURLE, JACQUES J
27	59	10,28	5,7393	40,0603	66,77	355 MARTIN, Patrice P
28	58	10,15	5,7143	39,8857	66,48	84 DEVILLE, Jacques
29	59	10,49	5,6244	39,2583	65,43	138 AIELLO, Jean J
30	60	10,69	5,6127	39,1768	65,29	103 LELEU, CHRISTIAN C
31	58	10,34	5,6093	39,1528	65,25	90 OGANESSIAN, Sarkis S
32	55	9,89	5,5612	38,8170	64,69	26 TARRADE, Alain A
33	59	10,62	5,5556	38,7778	64,63	330 PERNIGOTTI, Gerolamo G
34	58	10,50	5,5238	38,5562	64,26	258 GIL-JIMENEZ, Mikael M
35	58	10,50	5,5238	38,5562	64,26	42 CANETTA, Irene I
36	45	8,20	5,4878	38,3049	63,84	98 CZYKAJLO, JEROME J
37	58	10,60	5,4717	38,1925	63,65	356 MARTIN, Olivia O
38	56	10,26	5,4581	38,0975	63,50	428 MILLOT, PATRICK P
39	58	10,73	5,4054	37,7297	62,88	369 GATEAU, Phiippe
40	60	11,12	5,3957	37,6619	62,77	132 RANDAXHE, Patrick P
41	59	10,94	5,3931	37,6435	62,74	424 ASTORG, GERARD G
42	56	10,40	5,3846	37,5846	62,64	345 MALANDA-RUIZ, Rakel R
43	60	11,51	5,2129	36,3857	60,64	290 BOUCHOUCHA, Marc M
44	56	11,08	5,0542	35,2780	58,80	85 DEVILLE, Pauline P
45	57	11,48	4,9652	34,6568	57,76	129 PANE, Bernard B
46	60	12,30	4,8780	34,0488	56,75	364 BOVIN, Loic L

OPEN -- Overall Stage Results
CHAMPIONNAT DE FRANCE HANDGUN 2014

Printed mai 26, 2014 at 8:24



Stage 9 -- STAGE 09

	PTS	TIME	HIT FACTOR	STAGE POINTS	STAGE PERCENT	COMPETITOR # Name
47	56	11,55	4,8485	33,8424	56,40	273 MARTINEZ-DE-LAS-HERAS, Maria M
48	55	11,39	4,8288	33,7050	56,18	333 SAARBACH, Stafford S
49	58	12,11	4,7894	33,4302	55,72	435 GRANDGERARD, Hervé
50	56	11,72	4,7782	33,3515	55,59	245 GUINCHARD, Patrick P
51	48	10,09	4,7572	33,2052	55,34	444 HUET, MICHEL M
52	58	12,29	4,7193	32,9406	54,90	234 RENAUD, Patrick P
53	43	9,16	4,6943	32,7664	54,61	176 SCHNEIDER, Patrik P
54	58	12,69	4,5705	31,9023	53,17	73 PETTENATI, Simonetta S
55	60	13,25	4,5283	31,6076	52,68	445 MEUNIER, GERARD G
56	59	13,15	4,4867	31,3171	52,20	336 CASTRILLO, ALBERTO A
57	58	13,08	4,4343	30,9511	51,59	205 SALLET, Gauthier G
58	50	11,37	4,3975	30,6948	51,16	257 GIL-JIMENEZ, Pierre P
59	47	10,89	4,3159	30,1249	50,21	342 HORACI, BERNABE-PARDO B
60	58	13,57	4,2741	29,8335	49,72	111 DEMANGEOT, Laurent L
61	60	14,07	4,2644	29,7655	49,61	297 HAZAN, Albert A
62	59	13,97	4,2233	29,4789	49,13	436 SAUTOUR, JACQUES J
63	55	13,18	4,1730	29,1275	48,55	254 CABLE, Nathalie N
64	43	10,31	4,1707	29,1115	48,52	186 IOZZO, Fabrice F
65	42	10,18	4,1257	28,7976	48,00	158 HELAIEM, Stephane
66	55	13,46	4,0862	28,5215	47,54	441 LASBLEIS, MICHEL M
67	40	9,95	4,0201	28,0603	46,77	46 DEMANET, Jean-michel J
68	60	14,93	4,0188	28,0509	46,75	446 PITOT-AIMARETTI, Robert R
69	55	14,12	3,8952	27,1884	45,31	291 CERVELLO, Richard R
70	60	15,50	3,8710	27,0194	45,03	59 ETOURNEAU, Helene H
71	59	15,34	3,8462	26,8462	44,74	301 PELLEGRINI, Jean-François J
72	41	11,04	3,7138	25,9221	43,20	399 MARCAND, Mickael M
73	60	16,21	3,7014	25,8359	43,06	432 WOLAN, Joseph J
74	54	14,64	3,6885	25,7459	42,91	393 DELDO, Nicolas
75	44	11,95	3,6820	25,7004	42,83	376 VERDON, James J
76	57	15,55	3,6656	25,5859	42,64	151 ZANARDI, Annamaria A
77	55	15,09	3,6448	25,4407	42,40	149 RIEDI, Serenella S
78	58	16,16	3,5891	25,0520	41,75	240 CHARPENTIER, Bernard
79	60	17,28	3,4722	24,2361	40,39	433 DESAUGERE, Jean-francois J
80	60	18,78	3,1949	22,3003	37,17	383 CONNOUE, Gerard
81	55	18,04	3,0488	21,2805	35,47	237 BUFFARD, Francois F
82	22	10,19	2,1590	15,0697	25,12	20 GIBERT, Philippe P
83	60	37,91	1,5827	11,0472	18,41	148 NOWAK, Hubert

STANDARD -- Overall Stage Results
CHAMPIONNAT DE FRANCE HANDGUN 2014

Printed mai 26, 2014 at 8:24



Stage 9 -- STAGE 09

	PTS	TIME	HIT FACTOR	STAGE POINTS	STAGE PERCENT	COMPETITOR # Name
1	60	8,43	7,1174	60,0000	100,00	271 IBANEZ, Gorka G
2	60	8,57	7,0012	59,0198	98,37	49 MIDGLEY, GREGORY G
3	60	8,58	6,9930	58,9511	98,25	47 JAIME-DIAZ, Juan-Carlos
4	58	8,49	6,8316	57,5901	95,98	227 FLEISCHER, ALEXANDER A
5	59	8,81	6,6969	56,4552	94,09	321 SAUDEMONT, Tom T
6	59	8,85	6,6667	56,2000	93,67	404 SILVA, Manuel M
7	57	8,66	6,5820	55,4861	92,48	51 POIRET, Jerome
8	59	8,97	6,5775	55,4482	92,41	50 PESCE, Fabrizio F
9	58	8,96	6,4732	54,5692	90,95	168 BROSCH, Hampi
10	59	9,35	6,3102	53,1947	88,66	175 RACLOT, Gerard G
11	60	9,61	6,2435	52,6327	87,72	48 MARCHAL, Florian F
12	59	9,46	6,2368	52,5761	87,63	43 COLOMBINI, Jean Pierre J
13	56	9,01	6,2153	52,3951	87,33	97 CLOT, Jean-marc J
14	59	9,61	6,1394	51,7555	86,26	442 BELLON-ESBELIN, Yann Y
15	60	9,87	6,0790	51,2462	85,41	459 GUBIN, YLIA Y
16	60	10,01	5,9940	50,5295	84,22	408 FELT, OLIVIER O
17	57	9,53	5,9811	50,4208	84,03	53 ZOLLA, Luca
18	60	10,19	5,8881	49,6369	82,73	255 CABLE, Xavier X
19	59	10,09	5,8474	49,2934	82,16	45 DA-ROS, Philippe P
20	58	9,94	5,8350	49,1891	81,98	304 SENDOU, Frederic F
21	60	10,32	5,8140	49,0116	81,69	263 RAOUL, Eric E
22	60	10,32	5,8140	49,0116	81,69	340 FERRERO-POZA, Carlos
23	58	10,15	5,7143	48,1714	80,29	284 GUILLAUME, Bertrand B
24	58	10,16	5,7087	48,1240	80,21	80 BEAUNIER, François F
25	57	10,04	5,6773	47,8596	79,77	296 GUINTOLI, Gilles G
26	58	10,26	5,6530	47,6550	79,42	293 DIEU, Steeve S
27	58	10,27	5,6475	47,6086	79,35	363 VANDENABEELLE, Christian C
28	59	10,58	5,5766	47,0104	78,35	377 WERBROUCK, Florent F
29	59	10,58	5,5766	47,0104	78,35	44 CUTAYA, Christian C
30	60	10,84	5,5351	46,6605	77,77	110 DAGORNO, Paul P
31	54	9,84	5,4878	46,2622	77,10	101 GOLI, GERARD G
32	60	11,16	5,3763	45,3226	75,54	121 TRUONG-VINH-TONG, Andre
33	58	10,81	5,3654	45,2303	75,38	409 FONDER, Anne-valérie
34	60	11,37	5,2770	44,4855	74,14	212 DESTREBECK, Marian M
35	58	11,19	5,1832	43,6944	72,82	109 BISIQU, Stéphane S
36	57	11,00	5,1818	43,6827	72,80	392 COSTA, Luis L
37	59	11,47	5,1439	43,3627	72,27	172 MOURGUES, Jacques J
38	59	11,49	5,1349	43,2872	72,15	242 COUELLE, Philippe P
39	58	11,35	5,1101	43,0784	71,80	37 NESTOLAT, Vincent V
40	60	11,90	5,0420	42,5042	70,84	115 LAPEYRE, Franck F
41	60	12,06	4,9751	41,9403	69,90	443 GOY, PHILIPPE P
42	60	12,11	4,9546	41,7671	69,61	137 VANDAL, Olivier O
43	60	12,14	4,9423	41,6639	69,44	217 LEVIS, Luca L
44	59	12,03	4,9044	41,3442	68,91	457 LOPUNOV, SERGEY S
45	59	12,07	4,8882	41,2071	68,68	82 CARRIER, Philippe P
46	60	12,38	4,8465	40,8562	68,09	147 MACHET, Christophe C

STANDARD -- Overall Stage Results
CHAMPIONNAT DE FRANCE HANDGUN 2014

Printed mai 26, 2014 at 8:24



Stage 9 -- STAGE 09

	PTS	TIME	HIT FACTOR	STAGE POINTS	STAGE PERCENT	COMPETITOR # Name
47	56	11,71	4,7822	40,3143	67,19	320 PORREYE, Xavier
48	58	12,25	4,7347	39,9135	66,52	303 ROTON, Patrick P
49	59	12,49	4,7238	39,8215	66,37	127 HOCQUET, Serge
50	56	11,94	4,6901	39,5377	65,90	306 WAVRANT, Xavier X
51	60	12,85	4,6693	39,3619	65,60	403 SAMPAIO, Mauricio M
52	56	12,08	4,6358	39,0795	65,13	250 OTERO, MARK M
53	60	12,96	4,6296	39,0278	65,05	38 PERROT, Manuela M
54	58	12,68	4,5741	38,5599	64,27	244 EDO, Damia D
55	60	13,24	4,5317	38,2024	63,67	390 PEPY, Pascal P
56	60	13,52	4,4379	37,4112	62,35	418 WEBER, DIDIER D
57	54	12,31	4,3867	36,9797	61,63	41 WURSTER, Sabine S
58	60	13,68	4,3860	36,9737	61,62	33 MARTIN-PRIVAT, Pierre P
59	58	13,30	4,3609	36,7624	61,27	425 BERTRAND, Elian E
60	60	13,82	4,3415	36,5991	61,00	268 GOUTTEBESSIS, Francis F
61	53	12,21	4,3407	36,5921	60,99	279 CARTIER, Serge S
62	50	11,64	4,2955	36,2113	60,35	417 WEBER, MATTHIAS M
63	58	13,57	4,2741	36,0310	60,05	221 ROSSIGNOL, Bernard B
64	52	12,71	4,0913	34,4894	57,48	114 JOACHIM, Eric E
65	59	14,53	4,0606	34,2306	57,05	248 NATALIZIO, Silvain S
66	60	15,13	3,9656	33,4303	55,72	214 FONTAINE, Frederic F
67	58	14,97	3,8744	32,6613	54,44	249 NERI, Christian C
68	58	15,09	3,8436	32,4016	54,00	423 TREUSSARD, FRANCOIS F
69	60	15,85	3,7855	31,9117	53,19	264 BLONDIAUX, SOPHIE S
70	60	15,86	3,7831	31,8916	53,15	68 FORMENTO, Federico-Maria
71	52	13,75	3,7818	31,8807	53,13	252 BIZOUARN, Mireille M
72	60	16,24	3,6946	31,1453	51,91	209 TRUONG, Phung P
73	60	16,71	3,5907	30,2693	50,45	358 MEUNIER, ALAIN A
74	58	16,72	3,4689	29,2428	48,74	246 KOCH, Pascal P
75	55	15,94	3,4504	29,0872	48,48	215 GUASTELLA, Vincenzo V
76	60	17,80	3,3708	28,4157	47,36	266 BUSSY, Isabelle I
77	46	14,05	3,2740	27,6000	46,00	262 RAOUL, Catherine C
78	59	19,23	3,0681	25,8643	43,11	260 LAMY, Jean-Michel
79	59	19,87	2,9693	25,0312	41,72	334 BARILLARI, Giampaolo G
80	58	22,65	2,5607	21,5868	35,98	261 PROMIS, Stephan S
81	60	24,13	2,4865	20,9615	34,94	381 CAMUGLI, JEAN-PIERRE J
82	39	16,17	2,4119	20,3321	33,89	66 CABONA, Carolina
83	0	19,91	0,0000	0,0000	0,00	108 BACH, Lucas L

PRODUCTION -- Overall Stage Results
CHAMPIONNAT DE FRANCE HANDGUN 2014

Printed mai 26, 2014 at 8:24



Stage 9 -- STAGE 09

	PTS	TIME	HIT FACTOR	STAGE POINTS	STAGE PERCENT	COMPETITOR # Name
1	54	6,83	7,9063	60,0000	100,00	9 LAVERGNE, Mathieu M
2	60	7,71	7,7821	59,0575	98,43	6 GRAUFFEL, Eric
3	58	7,74	7,4935	56,8676	94,78	11 RIBAS, Guga
4	56	7,73	7,2445	54,9777	91,63	411 GUSHINA, MARIA M
5	58	8,03	7,2229	54,8139	91,36	150 SCHRANER, Remo R
6	60	8,35	7,1856	54,5309	90,88	15 ZAPLETAL, Miroslav M
7	60	8,47	7,0838	53,7584	89,60	251 BERGAMASCO, Nicolas N
8	60	8,48	7,0755	53,6950	89,49	7 GUICHARD, Louis L
9	52	7,46	6,9705	52,8984	88,16	4 CARRIE, Stéphane S
10	56	8,07	6,9393	52,6614	87,77	161 MOURICE, Benoit B
11	58	8,39	6,9130	52,4619	87,44	83 CASSIGNAC, Jean-paul J
12	56	8,11	6,9051	52,4017	87,34	405 BURGADA, LAURENT L
13	58	8,42	6,8884	52,2750	87,13	2 BACULARD, Patrick
14	60	8,79	6,8259	51,8013	86,34	396 JOAO, Manuel
15	58	8,74	6,6362	50,3611	83,94	155 CALLE, Xavier X
16	56	8,52	6,5728	49,8800	83,13	96 CLAIRE, Olivier O
17	60	9,17	6,5431	49,6547	82,76	231 PICARD, Nicolas N
18	58	8,97	6,4660	49,0697	81,78	89 MEICHTRY, Markus M
19	60	9,32	6,4378	48,8555	81,43	347 SALINAS-LAGUNA, Vicente V
20	54	8,40	6,4286	48,7857	81,31	162 PEREZ, Guillaume G
21	60	9,35	6,4171	48,6987	81,16	398 LERETRIF, Nicolas N
22	60	9,36	6,4103	48,6467	81,08	241 CLIN, Robert R
23	58	9,09	6,3806	48,4220	80,70	12 SAGON, Aurélien A
24	60	9,45	6,3492	48,1834	80,31	5 GOUGIS, Christophe C
25	52	8,22	6,3260	48,0076	80,01	317 GHJISELINK, Maxime M
26	60	9,49	6,3224	47,9803	79,97	361 POULAIN, Renaud R
27	60	9,52	6,3025	47,8291	79,72	213 DONOFRIO, Ciriaco C
28	54	8,59	6,2864	47,7066	79,51	1 AMARO, Dominique D
29	54	8,61	6,2718	47,5958	79,33	8 HELLER, Peter P
30	58	9,31	6,2299	47,2777	78,80	394 DENOYELLES, Morgan M
31	56	9,05	6,1878	46,9589	78,26	314 DONOT, Marc M
32	60	9,77	6,1412	46,6053	77,68	183 HAUSER, Lionel L
33	58	9,52	6,0924	46,2348	77,06	86 FRICKER, Claudia C
34	58	9,56	6,0669	46,0414	76,74	281 DHELIN, Herve H
35	58	9,58	6,0543	45,9453	76,58	238 BUSSER, Alain A
36	58	9,59	6,0480	45,8973	76,50	145 JOSI, Oliver O
37	58	9,60	6,0417	45,8495	76,42	210 ARMENDARIZ, Sebastien S
38	60	9,96	6,0241	45,7162	76,19	401 RAMOS, Miguel
39	60	9,96	6,0241	45,7162	76,19	406 DAGUENEL, LAETITIA L
40	56	9,30	6,0215	45,6965	76,16	160 MARTORELL, Damien D
41	60	9,99	6,0060	45,5789	75,96	65 BORRALLO, JUAN J
42	58	9,76	5,9426	45,0979	75,16	243 COUPE, Laurent L
43	56	9,50	5,8947	44,7345	74,56	153 BECRET, Jean-guy J
44	60	10,19	5,8881	44,6843	74,47	55 CORNUT, Pierre P
45	60	10,22	5,8708	44,5532	74,26	278 CARDOT, Thierry T
46	60	10,25	5,8537	44,4228	74,04	410 GUSHIN, MICKAIL M

PRODUCTION -- Overall Stage Results**CHAMPIONNAT DE FRANCE HANDGUN 2014**

Printed mai 26, 2014 at 8:24

**Stage 9 -- STAGE 09**

	PTS	TIME	HIT FACTOR	STAGE POINTS	STAGE PERCENT	COMPETITOR # Name
47	60	10,28	5,8366	44,2931	73,82	170 GARCIA, Frank F
48	54	9,30	5,8065	44,0645	73,44	131 POUJOL, Marc M
49	56	9,72	5,7613	43,7220	72,87	152 ARENA, Gyl G
50	60	10,45	5,7416	43,5726	72,62	74 RODRIGUEZ-PINTOR, JUAN J
51	60	10,50	5,7143	43,3651	72,28	195 BRUNO, Alfonsino
52	60	10,52	5,7034	43,2826	72,14	154 BOITTIAUX, Bertrand
53	58	10,24	5,6641	42,9839	71,64	204 PITTIER, Alain A
54	56	9,90	5,6566	42,9271	71,55	308 BROCHARD, Pierre P
55	60	10,63	5,6444	42,8347	71,39	81 BEDROSSIAN, Marc
56	60	10,65	5,6338	42,7543	71,26	348 VERLINDE, Camille C
57	58	10,30	5,6311	42,7336	71,22	40 WILLMES, Siegfried S
58	60	10,69	5,6127	42,5943	70,99	233 RAPHOZ, Dominic D
59	54	9,76	5,5328	41,9877	69,98	120 SIMONIN, Thierry T
60	60	10,85	5,5300	41,9662	69,94	188 MEUNIER, Pierre P
61	58	10,50	5,5238	41,9196	69,87	277 CARDOEN, Vincent V
62	58	10,53	5,5081	41,8001	69,67	220 PLAIT, Antoine A
63	58	10,56	5,4924	41,6814	69,47	259 JOURDE, Philippe P
64	58	10,56	5,4924	41,6814	69,47	349 BALANDRAUX, Yves
65	60	10,94	5,4845	41,6210	69,37	167 BOUCAUT, Jean Louis J
66	58	10,76	5,3903	40,9067	68,18	92 WALDMANN, Daniel D
67	58	10,85	5,3456	40,5673	67,61	222 WELTER, Tony T
68	58	10,94	5,3016	40,2336	67,06	287 RIOU, Sylvain
69	54	10,20	5,2941	40,1765	66,96	164 TEISSIER, Philippe P
70	56	10,59	5,2880	40,1301	66,88	173 PHELPS, MIKAYLA M
71	54	10,27	5,2580	39,9026	66,50	94 BURKHALTER, Christine C
72	58	11,06	5,2441	39,7971	66,33	359 NASSO, Michel M
73	60	11,50	5,2174	39,5942	65,99	397 JORGE, Paulo P
74	58	11,14	5,2065	39,5113	65,85	178 VACHER, Benoit B
75	54	10,41	5,1873	39,3660	65,61	407 FELT, BAPTISTE B
76	56	10,81	5,1804	39,3134	65,52	116 MOINE, Christian C
77	56	10,90	5,1376	38,9888	64,98	352 GUILHOT, Patrick P
78	56	10,91	5,1329	38,9530	64,92	318 GRANDE, Freddy F
79	56	10,91	5,1329	38,9530	64,92	426 BEZOT, Patrick P
80	58	11,34	5,1146	38,8144	64,69	196 CHERNOGOROV, Alexander A
81	60	11,82	5,0761	38,5223	64,20	285 POLO, Bruno B
82	60	11,82	5,0761	38,5223	64,20	199 MARYE, Georges G
83	54	10,64	5,0752	38,5150	64,19	367 CHAUME, Thierry T
84	58	11,45	5,0655	38,4415	64,07	200 MARYE, Christophe C
85	52	10,27	5,0633	38,4248	64,04	351 GAL, Didier D
86	56	11,08	5,0542	38,3554	63,93	112 EVESQUE, Michel M
87	60	11,90	5,0420	38,2633	63,77	456 MAZY, LAURENT L
88	56	11,12	5,0360	38,2174	63,70	75 ROI, Harel H
89	58	11,61	4,9957	37,9118	63,19	267 CROUZET, Stephane S
90	60	12,06	4,9751	37,7557	62,93	119 SARIK, Raido R
91	60	12,10	4,9587	37,6308	62,72	105 NEUMANN, Julien J
92	56	11,30	4,9558	37,6087	62,68	269 GUTIERREZ, Jorge J

PRODUCTION -- Overall Stage Results
CHAMPIONNAT DE FRANCE HANDGUN 2014

Printed mai 26, 2014 at 8:24



Stage 9 -- STAGE 09

	PTS	TIME	HIT FACTOR	STAGE POINTS	STAGE PERCENT	COMPETITOR # Name
	93	58	11,80	4,9153	37,3013	62,17 343 JUHEL, Julien J
	94	58	11,81	4,9111	37,2697	62,12 216 GUILMART, Nicolas N
	95	60	12,31	4,8741	36,9889	61,65 370 GRAUFFEL, Gerard G
	96	58	11,92	4,8658	36,9258	61,54 329 OBERTI, Claudio C
	97	60	12,34	4,8622	36,8990	61,50 384 DALLEAU, Eric E
	98	58	11,93	4,8617	36,8948	61,49 177 UJEVIC, Christophe C
	99	60	12,37	4,8504	36,8095	61,35 135 SOUL, Emmanuel E
	100	60	12,38	4,8465	36,7798	61,30 346 MONTALE, Andrea A
	101	60	12,40	4,8387	36,7204	61,20 197 JEANJEAN, Jerome J
	102	56	11,61	4,8234	36,6045	61,01 201 MATTER, Sebastien S
	103	60	12,51	4,7962	36,3975	60,66 223 WOHLNER, Jean-philippe J
	104	45	9,39	4,7923	36,3685	60,61 229 GILANT, Christophe C
	105	54	11,36	4,7535	36,0739	60,12 368 DUJARDIN, Yves Y
	106	56	11,84	4,7297	35,8934	59,82 134 SIMSON, James J
	107	56	11,86	4,7218	35,8329	59,72 386 LAMISCARRE, Joel J
	108	60	12,71	4,7207	35,8248	59,71 165 ALEXANDRE, Jean Marc J
	109	50	10,60	4,7170	35,7966	59,66 283 FERNANDES, Olivier O
	110	60	12,82	4,6802	35,5174	59,20 193 THOMAS, Jean-luc J
	111	58	12,40	4,6774	35,4964	59,16 124 BELLOT, Mathieu M
	112	54	11,56	4,6713	35,4498	59,08 307 BALLIERE, Guillaume G
	113	54	11,57	4,6672	35,4192	59,03 280 DA-COSTA-LEIRAS, Rasael R
	114	60	12,92	4,6440	35,2425	58,74 125 DEMARET, Christian C
	115	52	11,21	4,6387	35,2027	58,67 194 VALANCE, Thomas T
	116	60	13,04	4,6012	34,9182	58,20 371 LAPP, Pascal P
	117	60	13,10	4,5802	34,7583	57,93 305 STEVE, Peter P
	118	60	13,14	4,5662	34,6525	57,75 276 BOUTIN, Herve H
	119	60	13,18	4,5524	34,5473	57,58 79 AGRINIER, Pascal P
	120	52	11,44	4,5455	34,4950	57,49 54 CANTOS, Francisco F
	121	60	13,27	4,5215	34,3130	57,19 350 BOHAIN, JEAN-LUC J
	122	60	13,38	4,4843	34,0309	56,72 182 EAP, Christophe C
	123	60	13,44	4,4643	33,8790	56,46 458 ALIANI, FEDERICO F
	124	60	13,50	4,4444	33,7284	56,21 415 NOUET, CHARLOTTE C
	125	58	13,10	4,4275	33,5997	56,00 353 HUMILIER, Nicolas N
	126	54	12,22	4,4190	33,5352	55,89 88 LATREILLE, Philippe P
	127	60	13,72	4,3732	33,1876	55,31 447 GIBNEY, Jim J
	128	58	13,32	4,3544	33,0447	55,07 198 JOUY, Jean-claude
	129	56	12,95	4,3243	32,8168	54,69 142 CORTEZ, Carl C
	130	60	13,94	4,3042	32,6638	54,44 316 GERARD, Emmanuel E
	131	58	13,48	4,3027	32,6525	54,42 373 LOUVIER, Sebastien S
	132	60	14,02	4,2796	32,4774	54,13 265 BUSSY, Laurent L
	133	60	14,03	4,2765	32,4543	54,09 365 BUFFIN, Dominique D
	134	56	13,15	4,2586	32,3177	53,86 187 JONDREVILLE, Dominique D
	135	43	10,21	4,2116	31,9610	53,27 461 FOURNIER, ALEXANDRE A
	136	50	11,88	4,2088	31,9398	53,23 416 NYCZ, MARGAUX M
	137	60	14,33	4,1870	31,7748	52,96 130 PAYRAULT, Christian C
	138	60	14,34	4,1841	31,7527	52,92 385 FIGOLI, Sergio S

PRODUCTION -- Overall Stage Results**CHAMPIONNAT DE FRANCE HANDGUN 2014**

Printed mai 26, 2014 at 8:24

**Stage 9 -- STAGE 09**

	PTS	TIME	HIT FACTOR	STAGE POINTS	STAGE PERCENT	COMPETITOR # Name
139	58	13,90	4,1727	31,6659	52,78	391 BESSA, Ana A
140	54	12,95	4,1699	31,6448	52,74	299 LEGAL, Eric E
141	58	14,12	4,1076	31,1725	51,95	272 MALLET, Nicolas N
142	60	14,65	4,0956	31,0808	51,80	360 PLANO, Olivier O
143	58	14,17	4,0932	31,0625	51,77	207 SANTERRE, Sebastien S
144	54	13,26	4,0724	30,9050	51,51	339 FEDERICI, Giulia G
145	56	13,76	4,0698	30,8850	51,48	106 ORLANDINI, Alberto A
146	58	14,26	4,0673	30,8664	51,44	309 CAUDRELIER, Christian C
147	50	12,33	4,0552	30,7741	51,29	191 PREDOVICH, Dan D
148	38	9,42	4,0340	30,6133	51,02	3 BURGADA, Luc L
149	60	14,90	4,0268	30,5593	50,93	395 DENOYELLES, Marie-Claude M
150	58	14,53	3,9917	30,2929	50,49	179 BAUSCH, Pierre P
151	58	14,56	3,9835	30,2305	50,38	387 MONTURY, ROBERT R
152	54	13,68	3,9474	29,9561	49,93	315 DURO, Jeremie J
153	56	14,45	3,8754	29,4102	49,02	107 VERITE, Isabelle I
154	60	15,61	3,8437	29,1693	48,62	235 ROSSI, Benvenuto B
155	58	15,27	3,7983	28,8249	48,04	146 JOSI, Maggie M
156	56	14,76	3,7940	28,7925	47,99	322 BADI, Desiree
157	58	15,47	3,7492	28,4522	47,42	275 BOUTIN, Julie J
158	54	14,47	3,7319	28,3207	47,20	113 FRICOU, ERIC E
159	54	14,55	3,7113	28,1649	46,94	382 CHRAPKIEWICZ, Olivier O
160	60	16,32	3,6765	27,9003	46,50	331 REPLICA, Giorgio G
161	56	15,25	3,6721	27,8674	46,45	286 PRIEUR, Perrine P
162	58	15,89	3,6501	27,7002	46,17	366 CALVAT, Jean J
163	60	16,49	3,6386	27,6127	46,02	224 BRIDE, Martial M
164	60	16,80	3,5714	27,1032	45,17	180 CLAVEL, Victorien V
165	60	17,04	3,5211	26,7214	44,54	438 DARTOIS, Jean
166	60	17,14	3,5006	26,5655	44,28	230 PASERO, Damien D
167	54	15,52	3,4794	26,4046	44,01	292 CHICA, Christian C
168	58	16,83	3,4462	26,1530	43,59	335 CANEPA, Carlo C
169	56	16,27	3,4419	26,1203	43,53	452 CARRACEDO-GUERRA, MARIA M
170	56	16,41	3,4126	25,8975	43,16	141 BRULTEY, Pascal P
171	39	11,66	3,3448	25,3831	42,31	332 RUINI, Claudio C
172	54	16,67	3,2394	24,5831	40,97	289 TRANCA, Germano G
173	58	18,02	3,2186	24,4259	40,71	128 LESAINE, Claudine C
174	60	19,26	3,1153	23,6414	39,40	439 DE-RONGE, Charles
175	58	19,89	2,9160	22,1295	36,88	118 PRIBILINCOVA, HANA H
176	58	20,06	2,8913	21,9420	36,57	228 FOURNIER, Anne A
177	60	21,28	2,8195	21,3972	35,66	338 DUCHESNE, Frédéric F
178	60	22,12	2,7125	20,5847	34,31	429 FREDEZ, JEAN-MAURICE J
179	54	20,06	2,6919	20,4287	34,05	239 BUSSER, Celine C
180	60	22,47	2,6702	20,2641	33,77	67 COLLIN, Anne A
181	60	23,85	2,5157	19,0915	31,82	163 SANCEAU, Thierry T
182	26	11,45	2,2707	17,2324	28,72	357 MELISSA, Aurelie A
183	60	27,52	2,1802	16,5455	27,58	400 MERLIER, Andre A
184	58	45,03	1,2880	9,7747	16,29	190 PHELPS, David D

PRODUCTION -- Overall Stage Results
CHAMPIONNAT DE FRANCE HANDGUN 2014

Printed mai 26, 2014 at 8:24



Stage 9 -- STAGE 09

	PTS	TIME	HIT FACTOR	STAGE POINTS	STAGE PERCENT	COMPETITOR # Name
185	0	15,48	0,0000	0,0000	0,00	388 MUNIER, Philippe P
186	0	3,98	0,0000	0,0000	0,00	122 ARTAL, Audrey A

CLASSIC -- Overall Stage Results
CHAMPIONNAT DE FRANCE HANDGUN 2014

Printed mai 26, 2014 at 8:24



Stage 9 -- STAGE 09

	PTS	TIME	HIT FACTOR	STAGE POINTS	STAGE PERCENT	COMPETITOR # Name
1	58	8,62	6,7285	60,0000	100,00	32 KUMMER, Patrick P
2	60	9,21	6,5147	58,0928	96,82	344 LES-ORTIZ, Jabier
3	60	9,25	6,4865	57,8416	96,40	29 BOIT, Julien
4	58	9,38	6,1834	55,1386	91,90	31 HOBDELL, Angus A
5	60	9,80	6,1224	54,5953	90,99	34 MELEY, Philippe P
6	58	9,55	6,0733	54,1571	90,26	36 NESTOLAT, Michel M
7	58	9,59	6,0480	53,9312	89,89	27 ALTUNA, Denis D
8	58	9,79	5,9244	52,8294	88,05	95 CHABOT, Romain R
9	60	10,63	5,6444	50,3325	83,89	39 PERROT, Laurent L
10	60	10,87	5,5198	49,2212	82,04	30 GERARD, Joël J
11	56	10,41	5,3794	47,9698	79,95	232 PICHENOT, Christophe C
12	56	10,82	5,1756	46,1521	76,92	455 SANCHEZ-LUMBRERAS, JOSE-A J
13	54	11,84	4,5608	40,6698	67,78	99 DAZZI, GEORGES G
14	58	12,78	4,5383	40,4695	67,45	362 SANGUINETTI, Rodolphe R
15	58	13,01	4,4581	39,7540	66,26	133 SENCE, Jean-marc J
16	59	14,53	4,0606	36,2090	60,35	274 MASSAGUER-SALGADO, Enrique E
17	58	14,85	3,9057	34,8283	58,05	437 SENDELIN, PHILIPPE P
18	52	13,47	3,8604	34,4244	57,37	136 TERKI, Sébastien S
19	58	15,50	3,7419	33,3677	55,61	126 HAPIAK, Pierre-françois P
20	57	16,01	3,5603	31,7478	52,91	326 FAVETO, Pierluigi P
21	59	16,89	3,4932	31,1496	51,92	440 GOUSSE, Jean-René
22	52	17,82	2,9181	26,0211	43,37	448 LAMOUREUX, NICOLAS N
23	56	22,14	2,5294	22,5549	37,59	247 LANET, Luc L
24	58	28,76	2,0167	17,9833	29,97	57 ESPILEZ-ELIPE, Jose-Luis
25	15	9,89	1,5167	13,5246	22,54	64 BERRETTA, Maurizio M

REVOLVER -- Overall Stage Results
CHAMPIONNAT DE FRANCE HANDGUN 2014

Printed mai 26, 2014 at 8:24



Stage 9 -- STAGE 09

	PTS	TIME	HIT FACTOR	STAGE POINTS	STAGE PERCENT	COMPETITOR # Name
1	59	9,48	6,2236	60,0000	100,00	430 ITANI, MARWAN M
2	58	11,31	5,1282	49,4394	82,40	62 SCHEKIN, Oleg O
3	58	12,30	4,7154	45,4601	75,77	143 DECARPIGNIES, Pascal P
4	59	12,66	4,6603	44,9289	74,88	91 SCHMOCKER, Ernst E
5	56	12,30	4,5528	43,8925	73,15	419 BIZET, MATHIAS M
6	60	18,62	3,2223	31,0656	51,78	427 MACIOCI, PATRICK P
7	60	18,83	3,1864	30,7191	51,20	192 SIMON, Bernard B
8	59	18,60	3,1720	30,5806	50,97	450 TOURNIER, PASCAL P
9	58	21,25	2,7294	26,3134	43,86	431 TRAVERS, SANDRINE S
10	58	31,58	1,8366	17,7061	29,51	460 DESROCHES, JOCELYNE J
11	59	110,50	0,5339	5,1475	8,58	203 PHOTION, David D

OPEN -- Overall Stage Results
CHAMPIONNAT DE FRANCE HANDGUN 2014

Printed mai 26, 2014 at 8:24



Stage 10 -- STAGE 10

	PTS	TIME	HIT FACTOR	STAGE POINTS	STAGE PERCENT	COMPETITOR # Name
1	53	4,61	11,4967	60,0000	100,00	104 MEIER, Dominic
2	57	4,99	11,4228	59,6143	99,36	22 OBRIOT, Emile E
3	56	5,05	11,0891	57,8726	96,45	58 ESPILEZ-URBON, Ivan I
4	52	4,73	10,9937	57,3744	95,62	17 DEVILLE, Remy
5	55	5,01	10,9780	57,2929	95,49	18 DRUMMOND, Bill B
6	60	5,53	10,8499	56,6242	94,37	25 SZAKACS, Alex A
7	56	5,47	10,2377	53,4290	89,05	140 BELLONI, Francois F
8	57	5,73	9,9476	51,9154	86,53	226 DESAGNEAUX, Jean-Luc J
9	59	5,95	9,9160	51,7501	86,25	189 MONTARGOT, Renaud R
10	59	5,98	9,8662	51,4905	85,82	253 BIZOUARN, Eric E
11	58	5,93	9,7808	51,0446	85,07	342 HORACI, BERNABE-PARDO B
12	58	5,93	9,7808	51,0446	85,07	19 EGRET, Sebastien S
13	57	5,89	9,6774	50,5052	84,18	176 SCHNEIDER, Patrik P
14	57	5,99	9,5159	49,6620	82,77	144 HAAS, Peter P
15	54	5,69	9,4903	49,5288	82,55	444 HUET, MICHEL M
16	59	6,38	9,2476	48,2622	80,44	98 CZYKAJLO, JEROME J
17	55	5,98	9,1973	47,9996	80,00	258 GIL-JIMENEZ, Mikael M
18	56	6,11	9,1653	47,8325	79,72	234 RENAUD, Patrick P
19	60	6,62	9,0634	47,3009	78,83	42 CANETTA, Irene I
20	57	6,42	8,8785	46,3357	77,23	166 BETSCHART, Bruno B
21	55	6,25	8,8000	45,9260	76,54	46 DEMANET, Jean-michel J
22	52	5,96	8,7248	45,5337	75,89	139 BELLONI, Philippe P
23	58	6,70	8,6567	45,1782	75,30	93 BALESI, Daniel
24	57	6,86	8,3090	43,3638	72,27	26 TARRADE, Alain A
25	58	7,07	8,2037	42,8139	71,36	355 MARTIN, Patrice P
26	58	7,11	8,1575	42,5730	70,96	138 AIELLO, Jean J
27	55	6,76	8,1361	42,4612	70,77	302 RENOUX, Gilles G
28	53	6,53	8,1164	42,3583	70,60	102 GRASSO, Bruno B
29	57	7,07	8,0622	42,0757	70,13	297 HAZAN, Albert A
30	56	6,99	8,0114	41,8107	69,68	90 OGANESSIAN, Sarkis S
31	59	7,48	7,8877	41,1649	68,61	21 OBRIOT, Thierry
32	54	6,88	7,8488	40,9620	68,27	372 LOPEZ, Christophe C
33	54	7,00	7,7143	40,2598	67,10	435 GRANDGERARD, Hervé
34	43	5,71	7,5306	39,3014	65,50	77 TODARO, Giuseppe G
35	58	7,77	7,4646	38,9568	64,93	73 PETTENATI, Simonetta S
36	59	7,91	7,4589	38,9271	64,88	151 ZANARDI, Annamaria A
37	53	7,23	7,3306	38,2572	63,76	345 MALANDA-RUIZ, Rakel R
38	60	8,30	7,2289	37,7267	62,88	84 DEVILLE, Jacques
39	55	7,65	7,1895	37,5213	62,54	319 PESTIAUX, Thierry T
40	56	7,88	7,1066	37,0884	61,81	78 AGRINIER, Didier D
41	55	7,75	7,0968	37,0371	61,73	87 GOUGIS, Rémi R
42	56	7,93	7,0618	36,8545	61,42	399 MARCAND, Mickael M
43	57	8,08	7,0545	36,8163	61,36	20 GIBERT, Philippe P
44	56	7,95	7,0440	36,7618	61,27	132 RANDAXHE, Patrick P
45	54	7,74	6,9767	36,4107	60,68	254 CABLE, Nathalie N
46	59	8,50	6,9412	36,2251	60,38	336 CASTRILLO, ALBERTO A

OPEN -- Overall Stage Results
CHAMPIONNAT DE FRANCE HANDGUN 2014

Printed mai 26, 2014 at 8:24



Stage 10 -- STAGE 10

	PTS	TIME	HIT FACTOR	STAGE POINTS	STAGE PERCENT	COMPETITOR # Name
47	56	8,07	6,9393	36,2152	60,36	60 PENALVA-PASQUET, Pierre-jean P
48	51	7,37	6,9199	36,1143	60,19	290 BOUCHOUCHA, Marc M
49	60	8,75	6,8571	35,7865	59,64	428 MILLOT, PATRICK P
50	60	9,07	6,6152	34,5239	57,54	85 DEVILLE, Pauline P
51	60	9,18	6,5359	34,1102	56,85	436 SAUTOUR, JACQUES J
52	59	9,04	6,5265	34,0612	56,77	369 GATEAU, Phiippe
53	55	8,44	6,5166	34,0092	56,68	433 DESAUGERE, Jean-francois J
54	46	7,09	6,4880	33,8601	56,43	421 LAUREMBOURLE, JACQUES J
55	58	8,98	6,4588	33,7076	56,18	291 CERVELLO, Richard R
56	58	9,01	6,4373	33,5954	55,99	376 VERDON, James J
57	52	8,11	6,4118	33,4625	55,77	186 IOZZO, Fabrice F
58	58	9,16	6,3319	33,0452	55,08	330 PERNIGOTTI, Gerolamo G
59	58	9,34	6,2098	32,4084	54,01	245 GUINCHARD, Patrick P
60	54	8,85	6,1017	31,8439	53,07	129 PANE, Bernard B
61	49	8,11	6,0419	31,5320	52,55	356 MARTIN, Olivia O
62	52	8,68	5,9908	31,2651	52,11	158 HELAIEM, Stephane
63	59	9,85	5,9898	31,2602	52,10	446 PITOT-AIMARETTI, Robert R
64	52	8,69	5,9839	31,2291	52,05	333 SAARBACH, Stafford S
65	58	9,75	5,9487	31,0456	51,74	301 PELLEGRINI, Jean-François J
66	59	9,92	5,9476	31,0396	51,73	273 MARTINEZ-DE-LAS-HERAS, Maria M
67	60	10,47	5,7307	29,9075	49,85	432 WOLAN, Joseph J
68	56	9,84	5,6911	29,7009	49,50	205 SALLET, Gauthier G
69	56	10,03	5,5833	29,1382	48,56	257 GIL-JIMENEZ, Pierre P
70	56	10,14	5,5227	28,8221	48,04	237 BUFFARD, Francois F
71	53	9,74	5,4415	28,3984	47,33	445 MEUNIER, GERARD G
72	60	11,25	5,3333	27,8340	46,39	111 DEMANGEOT, Laurent L
73	57	10,90	5,2294	27,2913	45,49	441 LASBLEIS, MICHEL M
74	53	10,24	5,1758	27,0117	45,02	364 BOVIN, Loic L
75	54	11,38	4,7452	24,7644	41,27	374 MABILAIS, Gregory G
76	37	7,84	4,7194	24,6299	41,05	103 LELEU, CHRISTIAN C
77	53	11,63	4,5572	23,7833	39,64	149 RIEDI, Serenella S
78	52	11,60	4,4828	23,3949	38,99	240 CHARPENTIER, Bernard
79	53	12,72	4,1667	21,7453	36,24	59 ETOURNEAU, Helene H
80	50	13,12	3,8110	19,8890	33,15	393 DELDO, Nicolas
81	40	13,06	3,0628	15,9843	26,64	383 CONNOUE, Gerard
82	58	30,05	1,9301	10,0730	16,79	148 NOWAK, Hubert
83	0	1,30	0,0000	0,0000	0,00	424 ASTORG, GERARD G

STANDARD -- Overall Stage Results
CHAMPIONNAT DE FRANCE HANDGUN 2014

Printed mai 26, 2014 at 8:24



Stage 10 -- STAGE 10

	PTS	TIME	HIT FACTOR	STAGE POINTS	STAGE PERCENT	COMPETITOR # Name
1	57	5,24	10,8779	60,0000	100,00	49 MIDGLEY, GREGORY G
2	57	5,28	10,7955	59,5454	99,24	47 JAIME-DIAZ, Juan-Carlos
3	58	5,67	10,2293	56,4226	94,04	51 POIRET, Jerome
4	59	6,43	9,1757	50,6115	84,35	271 IBANEZ, Gorka G
5	59	6,47	9,1190	50,2986	83,83	50 PESCE, Fabrizio F
6	56	6,20	9,0323	49,8200	83,03	321 SAUDEMONT, Tom T
7	53	6,01	8,8186	48,6417	81,07	284 GUILLAUME, Bertrand B
8	56	6,55	8,5496	47,1579	78,60	404 SILVA, Manuel M
9	58	6,95	8,3453	46,0311	76,72	97 CLOT, Jean-marc J
10	58	6,97	8,3214	45,8990	76,50	115 LAPEYRE, Franck F
11	58	7,06	8,2153	45,3139	75,52	279 CARTIER, Serge S
12	58	7,13	8,1346	44,8690	74,78	44 CUTAYA, Christian C
13	55	7,02	7,8348	43,2149	72,02	296 GUINTOLI, Gilles G
14	57	7,28	7,8297	43,1868	71,98	217 LEVIS, Luca L
15	55	7,14	7,7031	42,4886	70,81	459 GUBIN, YLIA Y
16	58	7,53	7,7025	42,4855	70,81	408 FELT, OLIVIER O
17	57	7,50	7,6000	41,9200	69,87	255 CABLE, Xavier X
18	56	7,39	7,5778	41,7976	69,66	80 BEAUNIER, François F
19	58	7,73	7,5032	41,3863	68,98	168 BROSCHE, Hampi
20	53	7,20	7,3611	40,6023	67,67	212 DESTREBECK, Marian M
21	56	7,74	7,2351	39,9075	66,51	45 DA-ROS, Philippe P
22	55	7,76	7,0876	39,0939	65,16	303 ROTON, Patrick P
23	55	7,77	7,0785	39,0436	65,07	260 LAMY, Jean-Michel
24	58	8,34	6,9544	38,3592	63,93	242 COQUELLE, Philippe P
25	58	8,35	6,9461	38,3133	63,86	442 BELLON-ESBELIN, Yann Y
26	50	7,20	6,9444	38,3041	63,84	227 FLEISCHER, ALEXANDER A
27	58	8,39	6,9130	38,1306	63,55	109 BISIOU, Stéphane S
28	54	7,89	6,8441	37,7507	62,92	244 EDO, Damia D
29	55	8,09	6,7985	37,4992	62,50	340 FERRERO-POZA, Carlos
30	59	8,74	6,7506	37,2347	62,06	409 FONDER, Anne-valérie
31	59	8,75	6,7429	37,1922	61,99	147 MACHET, Christophe C
32	58	8,63	6,7207	37,0702	61,78	82 CARRIER, Philippe P
33	50	7,46	6,7024	36,9691	61,62	172 MOURGUES, Jacques J
34	53	8,01	6,6167	36,4965	60,83	53 ZOLLA, Luca
35	55	8,47	6,4935	35,8168	59,69	304 SENDOU, Frederic F
36	50	7,76	6,4433	35,5399	59,23	252 BIZOUARN, Mireille M
37	59	9,18	6,4270	35,4501	59,08	443 GOY, PHILIPPE P
38	58	9,15	6,3388	34,9635	58,27	457 LOPUNOV, SERGEY S
39	58	9,16	6,3319	34,9253	58,21	37 NESTOLAT, Vincent V
40	55	8,69	6,3291	34,9101	58,18	403 SAMPAIO, Mauricio M
41	56	8,87	6,3134	34,8235	58,04	41 WURSTER, Sabine S
42	57	9,11	6,2569	34,5115	57,52	33 MARTIN-PRIVAT, Pierre P
43	58	9,45	6,1376	33,8535	56,42	248 NATALIZIO, Silvain S
44	56	9,22	6,0738	33,5015	55,84	423 TREUSSARD, FRANCOIS F
45	59	9,72	6,0700	33,4806	55,80	363 VANDENABEELLE, Christian C
46	58	9,59	6,0480	33,3593	55,60	377 WERBROUCK, Florent F

STANDARD -- Overall Stage Results
CHAMPIONNAT DE FRANCE HANDGUN 2014

Printed mai 26, 2014 at 8:24



Stage 10 -- STAGE 10

	PTS	TIME	HIT FACTOR	STAGE POINTS	STAGE PERCENT	COMPETITOR # Name
47	54	8,96	6,0268	33,2425	55,40	306 WAVRANT, Xavier X
48	53	8,83	6,0023	33,1072	55,18	175 RACLOT, Gerard G
49	54	9,11	5,9276	32,6951	54,49	425 BERTRAND, Elian E
50	56	9,48	5,9072	32,5827	54,30	137 VANDAL, Olivier O
51	53	9,04	5,8628	32,3382	53,90	43 COLOMBINI, Jean Pierre J
52	58	10,25	5,6585	31,2113	52,02	417 WEBER, MATTHIAS M
53	56	10,03	5,5833	30,7960	51,33	418 WEBER, DIDIER D
54	57	10,24	5,5664	30,7031	51,17	249 NERI, Christian C
55	48	8,67	5,5363	30,5373	50,90	320 PORREYE, Xavier
56	56	10,14	5,5227	30,4620	50,77	250 OTERO, MARK M
57	57	10,55	5,4028	29,8010	49,67	127 HOCQUET, Serge
58	48	8,90	5,3933	29,7481	49,58	114 JOACHIM, Eric E
59	60	11,16	5,3763	29,6548	49,42	108 BACH, Lucas L
60	56	10,44	5,3640	29,5866	49,31	261 PROMIS, Stephan S
61	52	9,74	5,3388	29,4478	49,08	110 DAGORNO, Paul P
62	57	10,73	5,3122	29,3010	48,84	215 GUASTELLA, Vincenzo V
63	58	10,93	5,3065	29,2695	48,78	392 COSTA, Luis L
64	56	10,71	5,2288	28,8407	48,07	390 PEPY, Pascal P
65	52	9,99	5,2052	28,7108	47,85	38 PERROT, Manuela M
66	56	10,93	5,1235	28,2602	47,10	101 GOLI, GERARD G
67	52	10,16	5,1181	28,2304	47,05	263 RAOUL, Eric E
68	58	11,47	5,0567	27,8915	46,49	214 FONTAINE, Frederic F
69	54	10,72	5,0373	27,7848	46,31	121 TRUONG-VINH-TONG, Andre
70	55	11,17	4,9239	27,1592	45,27	268 GOUTTEBESSIS, Francis F
71	58	11,85	4,8945	26,9971	45,00	293 DIEU, Steeve S
72	54	11,12	4,8561	26,7853	44,64	264 BLONDIAUX, SOPHIE S
73	60	12,72	4,7170	26,0179	43,36	68 FORMENTO, Federico-Maria
74	39	8,50	4,5882	25,3077	42,18	221 ROSSIGNOL, Bernard B
75	41	9,04	4,5354	25,0163	41,69	48 MARCHAL, Florian F
76	58	13,69	4,2367	23,3686	38,95	66 CABONA, Carolina
77	59	16,60	3,5542	19,6043	32,67	209 TRUONG, Phung P
78	50	14,23	3,5137	19,3809	32,30	266 BUSSY, Isabelle I
79	50	14,39	3,4746	19,1654	31,94	262 RAOUL, Catherine C
80	57	17,59	3,2405	17,8738	29,79	358 MEUNIER, ALAIN A
81	58	18,25	3,1781	17,5296	29,22	381 CAMUGLI, JEAN-PIERRE J
82	41	12,96	3,1636	17,4496	29,08	246 KOCH, Pascal P
83	55	26,86	2,0477	11,2944	18,82	334 BARILLARI, Giampaolo G

PRODUCTION -- Overall Stage Results**CHAMPIONNAT DE FRANCE HANDGUN 2014**

Printed mai 26, 2014 at 8:24

**Stage 10 -- STAGE 10**

	PTS	TIME	HIT FACTOR	STAGE POINTS	STAGE PERCENT	COMPETITOR # Name
1	50	4,83	10,3520	60,0000	100,00	6 GRAUFFEL, Eric
2	56	5,42	10,3321	59,8848	99,81	15 ZAPLETAL, Miroslav M
3	58	5,86	9,8976	57,3665	95,61	7 GUICHARD, Louis L
4	52	5,30	9,8113	56,8664	94,78	9 LAVERGNE, Mathieu M
5	54	5,55	9,7297	56,3935	93,99	170 GARCIA, Frank F
6	56	6,06	9,2409	53,5604	89,27	11 RIBAS, Guga
7	58	6,32	9,1772	53,1911	88,65	278 CARDOT, Thierry T
8	60	6,54	9,1743	53,1743	88,62	145 JOSI, Oliver O
9	60	6,68	8,9820	52,0599	86,77	398 LERETRIF, Nicolas N
10	60	6,79	8,8365	51,2165	85,36	8 HELLER, Peter P
11	58	6,87	8,4425	48,9327	81,55	83 CASSIGNAC, Jean-paul J
12	54	6,41	8,4243	48,8274	81,38	4 CARRIE, Stéphane S
13	52	6,26	8,3067	48,1457	80,24	1 AMARO, Dominique D
14	60	7,26	8,2645	47,9008	79,83	411 GUSHINA, MARIA M
15	56	6,79	8,2474	47,8021	79,67	178 VACHER, Benoit B
16	54	6,55	8,2443	47,7838	79,64	213 DONOFRIO, Ciriaco C
17	52	6,33	8,2149	47,6133	79,36	314 DONOT, Marc M
18	58	7,14	8,1232	47,0823	78,47	89 MEICHTRY, Markus M
19	56	6,90	8,1159	47,0400	78,40	251 BERGAMASCO, Nicolas N
20	52	6,45	8,0620	46,7274	77,88	347 SALINAS-LAGUNA, Vicente V
21	52	6,48	8,0247	46,5111	77,52	153 BECRET, Jean-guy J
22	56	7,01	7,9886	46,3018	77,17	405 BURGADA, LAURENT L
23	56	7,01	7,9886	46,3018	77,17	406 DAGUENEL, LAETITIA L
24	52	6,57	7,9148	45,8740	76,46	150 SCHRANER, Remo R
25	58	7,34	7,9019	45,7994	76,33	2 BACULARD, Patrick
26	56	7,18	7,7994	45,2056	75,34	40 WILLMES, Siegfried S
27	58	7,45	7,7852	45,1232	75,21	86 FRICKER, Claudia C
28	56	7,24	7,7348	44,8309	74,72	116 MOINE, Christian C
29	60	7,85	7,6433	44,3006	73,83	216 GUILMART, Nicolas N
30	56	7,39	7,5778	43,9210	73,20	407 FELT, BAPTISTE B
31	56	7,45	7,5168	43,5672	72,61	394 DENOYELLES, Morgan M
32	56	7,51	7,4567	43,2192	72,03	65 BORRALLO, JUAN J
33	58	7,92	7,3232	42,4454	70,74	220 PLAIT, Antoine A
34	58	7,98	7,2682	42,1263	70,21	120 SIMONIN, Thierry T
35	54	7,45	7,2483	42,0113	70,02	188 MEUNIER, Pierre P
36	52	7,19	7,2323	41,9182	69,86	317 GHJISELINK, Maxime M
37	54	7,50	7,2000	41,7312	69,55	269 GUTIERREZ, Jorge J
38	56	7,84	7,1429	41,4000	69,00	410 GUSHIN, MICKAIL M
39	56	7,85	7,1338	41,3472	68,91	167 BOUCAUT, Jean Louis J
40	52	7,30	7,1233	41,2866	68,81	96 CLAIRE, Olivier O
41	60	8,43	7,1174	41,2527	68,75	332 RUINI, Claudio C
42	50	7,06	7,0822	41,0481	68,41	5 GOUGIS, Christophe C
43	50	7,08	7,0621	40,9322	68,22	308 BROCHARD, Pierre P
44	58	8,23	7,0474	40,8466	68,08	343 JUHEL, Julien J
45	54	7,68	7,0313	40,7531	67,92	154 BOITIAUX, Bertrand
46	58	8,29	6,9964	40,5510	67,59	352 GUILHOT, Patrick P

PRODUCTION -- Overall Stage Results**CHAMPIONNAT DE FRANCE HANDGUN 2014**

Printed mai 26, 2014 at 8:24

**Stage 10 -- STAGE 10**

	PTS	TIME	HIT FACTOR	STAGE POINTS	STAGE PERCENT	COMPETITOR # Name
47	52	7,45	6,9799	40,4553	67,43	318 GRANDE, Freddy F
48	52	7,53	6,9057	40,0255	66,71	210 ARMENDARIZ, Sebastien S
49	54	7,87	6,8615	39,7692	66,28	231 PICARD, Nicolas N
50	52	7,63	6,8152	39,5009	65,83	315 DURO, Jeremie J
51	54	7,97	6,7754	39,2703	65,45	351 GAL, Didier D
52	58	8,57	6,7678	39,2261	65,38	3 BURGADA, Luc L
53	50	7,39	6,7659	39,2151	65,36	194 VALANCE, Thomas T
54	58	8,59	6,7520	39,1348	65,22	163 SANCEAU, Thierry T
55	54	8,03	6,7248	38,9768	64,96	94 BURKHALTER, Christine C
56	56	8,35	6,7066	38,8714	64,79	105 NEUMANN, Julien J
57	48	7,17	6,6946	38,8017	64,67	281 DHELIN, Herve H
58	52	7,77	6,6924	38,7892	64,65	367 CHAUME, Thierry T
59	54	8,12	6,6502	38,5448	64,24	289 TRANCA, Germano G
60	56	8,43	6,6429	38,5025	64,17	112 EVESQUE, Michel M
61	56	8,43	6,6429	38,5025	64,17	182 EAP, Christophe C
62	54	8,15	6,6258	38,4029	64,00	161 MOURICE, Benoit B
63	48	7,25	6,6207	38,3735	63,96	12 SAGON, Aurélien A
64	54	8,16	6,6176	38,3559	63,93	75 ROI, Harel H
65	60	9,10	6,5934	38,2154	63,69	416 NYCZ, MARGAUX M
66	46	7,07	6,5064	37,7109	62,85	307 BALLIERE, Guillaume G
67	58	8,92	6,5022	37,6870	62,81	162 PEREZ, Guillaume G
68	60	9,23	6,5005	37,6771	62,80	349 BALANDRAUX, Yves
69	54	8,35	6,4671	37,4831	62,47	241 CLIN, Robert R
70	56	8,67	6,4591	37,4367	62,39	368 DUJARDIN, Yves Y
71	48	7,44	6,4516	37,3935	62,32	359 NASSO, Michel M
72	56	8,68	6,4516	37,3935	62,32	165 ALEXANDRE, Jean Marc J
73	58	9,00	6,4444	37,3520	62,25	204 PITTIER, Alain A
74	58	9,05	6,4088	37,1456	61,91	196 CHERNOGOROV, Alexander A
75	54	8,43	6,4057	37,1274	61,88	396 JOAO, Manuel
76	46	7,28	6,3187	36,6231	61,04	173 PHELPS, MIKAYLA M
77	56	8,91	6,2851	36,4283	60,71	88 LATREILLE, Philippe P
78	60	9,55	6,2827	36,4146	60,69	456 MAZY, LAURENT L
79	56	8,92	6,2780	36,3874	60,65	92 WALDMANN, Daniel D
80	56	8,96	6,2500	36,2250	60,37	74 RODRIGUEZ-PINTOR, JUAN J
81	46	7,36	6,2500	36,2250	60,37	55 CORNUT, Pierre P
82	56	8,96	6,2500	36,2250	60,37	54 CANTOS, Francisco F
83	56	8,99	6,2291	36,1041	60,17	164 TEISSIER, Philippe P
84	48	7,78	6,1697	35,7594	59,60	160 MARTORELL, Damien D
85	56	9,08	6,1674	35,7462	59,58	277 CARDOEN, Vincent V
86	54	8,86	6,0948	35,3255	58,88	348 VERLINDE, Camille C
87	58	9,59	6,0480	35,0540	58,42	267 CROUZET, Stephane S
88	56	9,35	5,9893	34,7140	57,86	223 WOHNER, Jean-philippe J
89	56	9,43	5,9385	34,4195	57,37	195 BRUNO, Alfonsino
90	56	9,46	5,9197	34,3104	57,18	130 PAYRAULT, Christian C
91	45	7,62	5,9055	34,2283	57,05	401 RAMOS, Miguel
92	52	9,04	5,7522	33,3398	55,57	357 MELISSA, Aurelie A

PRODUCTION -- Overall Stage Results**CHAMPIONNAT DE FRANCE HANDGUN 2014**

Printed mai 26, 2014 at 8:24

**Stage 10 -- STAGE 10**

	PTS	TIME	HIT FACTOR	STAGE POINTS	STAGE PERCENT	COMPETITOR # Name
93	52	9,07	5,7332	33,2295	55,38	335 CANEPA, Carlo C
94	52	9,07	5,7332	33,2295	55,38	229 GILANT, Christophe C
95	56	9,79	5,7201	33,1538	55,26	199 MARYE, Georges G
96	52	9,11	5,7080	33,0836	55,14	200 MARYE, Christophe C
97	44	7,72	5,6995	33,0342	55,06	177 UJEVIC, Christophe C
98	58	10,18	5,6974	33,0224	55,04	191 PREDOVICH, Dan D
99	56	9,89	5,6623	32,8186	54,70	238 BUSSER, Alain A
100	54	9,64	5,6017	32,4672	54,11	426 BEZOT, Patrick P
101	50	8,93	5,5991	32,4524	54,09	397 JORGE, Paulo P
102	58	10,39	5,5823	32,3549	53,92	187 JONDREVILLE, Dominique D
103	58	10,39	5,5823	32,3549	53,92	183 HAUSER, Lionel L
104	50	8,96	5,5804	32,3437	53,91	316 GERARD, Emmanuel E
105	54	9,70	5,5670	32,2664	53,78	339 FEDERICI, Giulia G
106	60	10,88	5,5147	31,9632	53,27	385 FIGOLI, Sergio S
107	58	10,53	5,5081	31,9248	53,21	276 BOUTIN, Herve H
108	60	10,90	5,5046	31,9046	53,17	305 STEVE, Peter P
109	52	9,46	5,4968	31,8596	53,10	131 POUJOL, Marc M
110	54	9,87	5,4711	31,7106	52,85	233 RAPHOZ, Dominic D
111	50	9,22	5,4230	31,4317	52,39	309 CAUDRELIER, Christian C
112	58	10,77	5,3853	31,2134	52,02	384 DALLEAU, Eric E
113	54	10,03	5,3838	31,2048	52,01	386 LAMISCARRE, Joel J
114	54	10,12	5,3360	30,9273	51,55	124 BELLOT, Mathieu M
115	52	9,90	5,2525	30,4436	50,74	438 DARTOIS, Jean
116	56	10,85	5,1613	29,9148	49,86	107 VERITE, Isabelle I
117	58	11,24	5,1601	29,9082	49,85	429 FREDEZ, JEAN-MAURICE J
118	56	10,88	5,1471	29,8323	49,72	272 MALLET, Nicolas N
119	50	9,72	5,1440	29,8148	49,69	122 ARTAL, Audrey A
120	50	9,73	5,1387	29,7842	49,64	280 DA-COSTA-LEIRAS, Rasaan R
121	56	10,90	5,1376	29,7776	49,63	461 FOURNIER, ALEXANDRE A
122	50	9,76	5,1230	29,6926	49,49	142 CORTEZ, Carl C
123	56	10,95	5,1142	29,6416	49,40	371 LAPP, Pascal P
124	46	9,04	5,0885	29,4929	49,15	259 JOURDE, Philippe P
125	58	11,41	5,0833	29,4626	49,10	125 DEMARET, Christian C
126	56	11,12	5,0360	29,1885	48,65	81 BEDROSSIAN, Marc
127	52	10,35	5,0242	29,1200	48,53	353 HUMILIER, Nicolas N
128	54	10,75	5,0233	29,1148	48,52	201 MATTER, Sebastien S
129	58	11,57	5,0130	29,0551	48,43	370 GRAUFFEL, Gerard G
130	50	9,98	5,0100	29,0381	48,40	79 AGRINIER, Pascal P
131	54	10,78	5,0093	29,0338	48,39	190 PHELPS, David D
132	46	9,20	5,0000	28,9800	48,30	197 JEANJEAN, Jerome J
133	56	11,21	4,9955	28,9541	48,26	391 BESSA, Ana A
134	50	10,23	4,8876	28,3284	47,21	141 BRULTEY, Pascal P
135	52	10,67	4,8735	28,2467	47,08	299 LEGAL, Eric E
136	50	10,38	4,8170	27,9191	46,53	452 CARRACEDO-GUERRA, MARIA M
137	56	11,63	4,8151	27,9085	46,51	365 BUFFIN, Dominique D
138	56	11,69	4,7904	27,7653	46,28	350 BOHAIN, JEAN-LUC J

PRODUCTION -- Overall Stage Results**CHAMPIONNAT DE FRANCE HANDGUN 2014**


Printed mai 26, 2014 at 8:24

**Stage 10 -- STAGE 10**

	PTS	TIME	HIT FACTOR	STAGE POINTS	STAGE PERCENT	COMPETITOR # Name
139	44	9,20	4,7826	27,7200	46,20	243 COUPE, Laurent L
140	58	12,22	4,7463	27,5096	45,85	106 ORLANDINI, Alberto A
141	41	8,64	4,7454	27,5042	45,84	235 ROSSI, Benvenuto B
142	58	12,24	4,7386	27,4647	45,77	134 SIMSON, James J
143	43	9,09	4,7305	27,4178	45,70	179 BAUSCH, Pierre P
144	54	11,43	4,7244	27,3827	45,64	382 CHRAPKIEWICZ, Olivier O
145	52	11,02	4,7187	27,3495	45,58	322 BADI, Desiree
146	50	10,63	4,7037	27,2625	45,44	113 FRICOU, ERIC E
147	48	10,28	4,6693	27,0630	45,11	346 MONTALE, Andrea A
148	52	11,37	4,5734	26,5076	44,18	360 PLANO, Olivier O
149	46	10,09	4,5590	26,4238	44,04	458 ALIANI, FEDERICO F
150	54	11,98	4,5075	26,1255	43,54	222 WELTER, Tony T
151	52	11,55	4,5022	26,0945	43,49	447 GIBNEY, Jim J
152	54	12,19	4,4299	25,6755	42,79	193 THOMAS, Jean-luc J
153	54	12,23	4,4154	25,5915	42,65	275 BOUTIN, Julie J
154	50	11,44	4,3706	25,3322	42,22	155 CALLE, Xavier X
155	42	9,64	4,3568	25,2523	42,09	152 ARENA, Gyl G
156	52	11,97	4,3442	25,1789	41,96	135 SOUL, Emmanuel E
157	56	13,13	4,2650	24,7202	41,20	207 SANTERRE, Sebastien S
158	52	12,25	4,2449	24,6034	41,01	373 LOUVIER, Sebastien S
159	54	12,75	4,2353	24,5478	40,91	119 SARIK, Raido R
160	35	8,33	4,2017	24,3529	40,59	285 POLO, Bruno B
161	41	9,77	4,1965	24,3230	40,54	415 NOUET, CHARLOTTE C
162	54	12,88	4,1925	24,3000	40,50	118 PRIBILINCOVA, HANA H
163	56	13,50	4,1481	24,0427	40,07	439 DE-RONGE, Charles
164	52	12,75	4,0784	23,6386	39,40	395 DENOYELLES, Marie-Claude M
165	50	12,58	3,9746	23,0366	38,39	292 CHICA, Christian C
166	58	15,00	3,8667	22,4112	37,35	387 MONTURY, ROBERT R
167	56	14,88	3,7634	21,8129	36,35	180 CLAVEL, Victorien V
168	54	14,43	3,7422	21,6898	36,15	366 CALVAT, Jean J
169	35	9,37	3,7353	21,6499	36,08	198 JOUY, Jean-claude
170	39	10,45	3,7321	21,6310	36,05	361 POULAIN, Renaud R
171	50	13,43	3,7230	21,5785	35,96	331 REPLICA, Giorgio G
172	54	14,54	3,7139	21,5257	35,88	287 RIOU, Sylvain
173	58	15,81	3,6686	21,2630	35,44	228 FOURNIER, Anne A
174	50	13,64	3,6657	21,2463	35,41	146 JOSI, Maggie M
175	56	15,43	3,6293	21,0354	35,06	230 PASERO, Damien D
176	60	16,72	3,5885	20,7990	34,67	224 BRIDE, Martial M
177	35	10,48	3,3397	19,3569	32,26	283 FERNANDES, Olivier O
178	54	16,66	3,2413	18,7866	31,31	239 BUSSER, Celine C
179	46	14,27	3,2235	18,6837	31,14	128 LESAINE, Claudine C
180	35	10,95	3,1963	18,5260	30,88	329 OBERTI, Claudio C
181	60	18,99	3,1596	18,3128	30,52	338 DUCHESNE, Frédéric F
182	52	17,46	2,9782	17,2619	28,77	265 BUSSY, Laurent L
183	48	16,37	2,9322	16,9950	28,32	286 PRIEUR, Perrine P
184	60	21,76	2,7574	15,9816	26,64	400 MERLIER, Andre A

PRODUCTION -- Overall Stage Results
CHAMPIONNAT DE FRANCE HANDGUN 2014

Printed mai 26, 2014 at 8:24



Stage 10 -- STAGE 10

	PTS	TIME	HIT FACTOR	STAGE POINTS	STAGE PERCENT	COMPETITOR # Name
185	56	21,95	2,5513	14,7871	24,65	67 COLLIN, Anne A
186	0	11,92	0,0000	0,0000	0,00	388 MUNIER, Philippe P

CLASSIC -- Overall Stage Results
CHAMPIONNAT DE FRANCE HANDGUN 2014

Printed mai 26, 2014 at 8:24



Stage 10 -- STAGE 10

	PTS	TIME	HIT FACTOR	STAGE POINTS	STAGE PERCENT	COMPETITOR # Name
1	60	5,96	10,0671	60,0000	100,00	31 HOBDELL, Angus A
2	58	6,40	9,0625	54,0125	90,02	29 BOIT, Julien
3	60	7,21	8,3218	49,5978	82,66	32 KUMMER, Patrick P
4	58	7,02	8,2621	49,2422	82,07	27 ALTUNA, Denis D
5	54	6,75	8,0000	47,6800	79,47	36 NESTOLAT, Michel M
6	58	7,39	7,8484	46,7767	77,96	39 PERROT, Laurent L
7	58	7,70	7,5325	44,8935	74,82	344 LES-ORTIZ, Jabier
8	58	8,40	6,9048	41,1524	68,59	95 CHABOT, Romain R
9	54	7,91	6,8268	40,6878	67,81	64 BERRETTA, Maurizio M
10	52	7,68	6,7708	40,3542	67,26	34 MELEY, Philippe P
11	54	8,67	6,2284	37,1211	61,87	232 PICHENOT, Christophe C
12	48	7,78	6,1697	36,7712	61,29	455 SANCHEZ-LUMBRERAS, JOSE-A J
13	52	8,99	5,7842	34,4739	57,46	448 LAMOUREUX, NICOLAS N
14	56	9,94	5,6338	33,5775	55,96	30 GERARD, Joël J
15	56	9,96	5,6225	33,5101	55,85	126 HAPIAK, Pierre-françois P
16	56	11,19	5,0045	29,8266	49,71	99 DAZZI, GEORGES G
17	58	12,37	4,6888	27,9450	46,58	437 SENDELIN, PHILIPPE P
18	50	11,77	4,2481	25,3186	42,20	136 TERKI, Sébastien S
19	57	14,12	4,0368	24,0595	40,10	274 MASSAGUER-SALGADO, Enrique E
20	57	14,60	3,9041	23,2685	38,78	133 SENCE, Jean-marc J
21	56	14,63	3,8278	22,8134	38,02	362 SANGUINETTI, Rodolphe R
22	52	14,18	3,6671	21,8561	36,43	247 LANET, Luc L
23	59	16,60	3,5542	21,1831	35,31	326 FAVETO, Pierluigi P
24	39	13,01	2,9977	17,8663	29,78	440 GOUSSE, Jean-René
25	50	22,87	2,1863	13,0302	21,72	57 ESPILEZ-ELIPE, Jose-Luis

REVOLVER -- Overall Stage Results
CHAMPIONNAT DE FRANCE HANDGUN 2014

Printed mai 26, 2014 at 8:24



Stage 10 -- STAGE 10

	PTS	TIME	HIT FACTOR	STAGE POINTS	STAGE PERCENT	COMPETITOR # Name
1	60	10,02	5,9880	60,0000	100,00	143 DECARPIGNIES, Pascal P
2	58	10,08	5,7540	57,6548	96,09	203 PHOTION, David D
3	60	10,77	5,5710	55,8217	93,04	430 ITANI, MARWAN M
4	56	13,88	4,0346	40,4265	67,38	91 SCHMOCKER, Ernst E
5	58	16,88	3,4360	34,4289	57,38	192 SIMON, Bernard B
6	56	16,56	3,3816	33,8841	56,47	431 TRAVERS, SANDRINE S
7	54	16,20	3,3333	33,4000	55,67	427 MACIOCI, PATRICK P
8	49	14,76	3,3198	33,2642	55,44	62 SCHEKIN, Oleg O
9	57	17,39	3,2777	32,8430	54,74	450 TOURNIER, PASCAL P
10	56	18,00	3,1111	31,1733	51,96	419 BIZET, MATHIAS M
11	52	24,89	2,0892	20,9337	34,89	460 DESROCHES, JOCELYNE J

OPEN -- Overall Stage Results
CHAMPIONNAT DE FRANCE HANDGUN 2014

Printed mai 26, 2014 at 8:24



Stage 11 -- STAGE 11

	PTS	TIME	HIT FACTOR	STAGE POINTS	STAGE PERCENT	COMPETITOR # Name
1	116	8,84	13,1222	120,0000	100,00	17 DEVILLE, Remy
2	113	8,78	12,8702	117,6954	98,08	22 OBRIOT, Emile E
3	112	9,10	12,3077	112,5517	93,79	104 MEIER, Dominic
4	109	9,42	11,5711	105,8160	88,18	18 DRUMMOND, Bill B
5	114	10,19	11,1874	102,3072	85,26	258 GIL-JIMENEZ, Mikael M
6	116	10,68	10,8614	99,3258	82,77	144 HAAS, Peter P
7	114	10,64	10,7143	97,9803	81,65	77 TODARO, Giuseppe G
8	117	10,98	10,6557	97,4449	81,20	21 OBRIOT, Thierry
9	114	10,70	10,6542	97,4309	81,19	319 PESTIAUX, Thierry T
10	111	10,44	10,6322	97,2295	81,02	58 ESPILEZ-URBON, Ivan I
11	108	10,20	10,5882	96,8276	80,69	342 HORACI, BERNABE-PARDO B
12	116	10,98	10,5647	96,6120	80,51	19 EGRET, Sebastien S
13	113	10,72	10,5410	96,3960	80,33	26 TARRADE, Alain A
14	101	9,64	10,4772	95,8120	79,84	102 GRASSO, Bruno B
15	116	11,19	10,3664	94,7990	79,00	336 CASTRILLO, ALBERTO A
16	115	11,14	10,3232	94,4035	78,67	98 CZYKAJLO, JEROME J
17	110	10,90	10,0917	92,2872	76,91	176 SCHNEIDER, Patrik P
18	113	11,33	9,9735	91,2061	76,01	345 MALANDA-RUIZ, Raket R
19	117	11,74	9,9659	91,1367	75,95	355 MARTIN, Patrice P
20	114	11,50	9,9130	90,6531	75,54	253 BIZOUARN, Eric E
21	106	10,87	9,7516	89,1768	74,31	140 BELLONI, Francois F
22	112	11,54	9,7054	88,7540	73,96	189 MONTARGOT, Renaud R
23	112	11,72	9,5563	87,3909	72,83	302 RENOUX, Gilles G
24	115	12,16	9,4572	86,4848	72,07	138 AIELLO, Jean J
25	112	11,87	9,4356	86,2865	71,91	42 CANETTA, Irene I
26	115	12,34	9,3193	85,2233	71,02	60 PENALVA-PASQUET, Pierre-jean P
27	111	11,93	9,3043	85,0860	70,90	46 DEMANET, Jean-michel J
28	114	12,38	9,2084	84,2092	70,17	103 LELEU, CHRISTIAN C
29	118	12,84	9,1900	84,0413	70,03	421 LAUREMBOURLE, JACQUES J
30	108	11,78	9,1681	83,8405	69,87	25 SZAKACS, Alex A
31	115	12,85	8,9494	81,8409	68,20	166 BETSCHART, Bruno B
32	109	12,22	8,9198	81,5701	67,98	444 HUET, MICHEL M
33	113	12,68	8,9117	81,4957	67,91	20 GIBERT, Philippe P
34	109	12,26	8,8907	81,3039	67,75	301 PELLEGRINI, Jean-François J
35	113	12,77	8,8489	80,9213	67,43	93 BALES, Daniel
36	113	12,80	8,8281	80,7317	67,28	151 ZANARDI, Annamaria A
37	115	13,27	8,6662	79,2506	66,04	290 BOUCHOUCHA, Marc M
38	114	13,26	8,5973	78,6207	65,52	356 MARTIN, Olivia O
39	120	14,23	8,4329	77,1173	64,26	132 RANDAXHE, Patrick P
40	114	13,52	8,4320	77,1088	64,26	399 MARCAND, Mickael M
41	114	13,58	8,3947	76,7681	63,97	273 MARTINEZ-DE-LAS-HERAS, Maria M
42	117	13,98	8,3691	76,5340	63,78	376 VERDON, James J
43	108	13,15	8,2129	75,1058	62,59	139 BELLONI, Philippe P
44	107	13,12	8,1555	74,5805	62,15	257 GIL-JIMENEZ, Pierre P
45	82	10,12	8,1028	74,0984	61,75	226 DESAGNEAUX, Jean-Luc J
46	112	13,93	8,0402	73,5263	61,27	435 GRANDGERARD, Hervé

OPEN -- Overall Stage Results
CHAMPIONNAT DE FRANCE HANDGUN 2014

Printed mai 26, 2014 at 8:24



Stage 11 -- STAGE 11

	PTS	TIME	HIT FACTOR	STAGE POINTS	STAGE PERCENT	COMPETITOR # Name
47	111	13,83	8,0260	73,3967	61,16	424 ASTORG, GERARD G
48	113	14,16	7,9802	72,9778	60,81	297 HAZAN, Albert A
49	96	12,18	7,8818	72,0775	60,06	87 GOUGIS, Rémi R
50	107	13,75	7,7818	71,1634	59,30	158 HELAIEM, Stephane
51	115	14,85	7,7441	70,8185	59,02	85 DEVILLE, Pauline P
52	116	14,98	7,7437	70,8144	59,01	433 DESAUGERE, Jean-francois J
53	112	14,68	7,6294	69,7698	58,14	73 PETTENATI, Simonetta S
54	102	13,46	7,5780	69,2996	57,75	254 CABLE, Nathalie N
55	107	14,20	7,5352	68,9082	57,42	129 PANE, Bernard B
56	100	13,42	7,4516	68,1433	56,79	372 LOPEZ, Christophe C
57	118	15,95	7,3981	67,6545	56,38	436 SAUTOUR, JACQUES J
58	112	15,33	7,3059	66,8115	55,68	364 BOVIN, Loic L
59	113	15,64	7,2251	66,0720	55,06	205 SALLET, Gauthier G
60	114	15,91	7,1653	65,5255	54,60	84 DEVILLE, Jacques
61	109	15,49	7,0368	64,3503	53,63	78 AGRINIER, Didier D
62	104	15,61	6,6624	60,9265	50,77	374 MABILAIS, Gregory G
63	117	17,70	6,6102	60,4489	50,37	333 SAARBACH, Stafford S
64	109	16,51	6,6021	60,3747	50,31	428 MILLOT, PATRICK P
65	117	17,78	6,5804	60,1769	50,15	369 GATEAU, Phiippe
66	114	17,60	6,4773	59,2336	49,36	393 DELDO, Nicolas
67	103	15,96	6,4536	59,0174	49,18	291 CERVELLO, Richard R
68	78	12,11	6,4410	58,9015	49,08	186 IOZZO, Fabrice F
69	113	18,23	6,1986	56,6849	47,24	446 PITOT-AIMARETTI, Robert R
70	95	15,66	6,0664	55,4763	46,23	237 BUFFARD, Francois F
71	116	19,55	5,9335	54,2609	45,22	383 CONNOUE, Gerard
72	111	19,07	5,8207	53,2290	44,36	90 OGANESSIAN, Sarkis S
73	117	20,99	5,5741	50,9740	42,48	432 WOLAN, Joseph J
74	98	18,50	5,2973	48,4429	40,37	149 RIEDI, Serenella S
75	94	18,41	5,1059	46,6928	38,91	330 PERNIGOTTI, Gerolamo G
76	113	22,88	4,9388	45,1646	37,64	441 LASBLEIS, MICHEL M
77	54	11,05	4,8869	44,6897	37,24	234 RENAUD, Patrick P
78	115	25,09	4,5835	41,9153	34,93	59 ETOURNEAU, Helene H
79	116	26,63	4,3560	39,8348	33,20	445 MEUNIER, GERARD G
80	113	27,87	4,0545	37,0781	30,90	245 GUINCHARD, Patrick P
81	110	29,53	3,7250	34,0647	28,39	240 CHARPENTIER, Bernard
82	120	44,58	2,6918	24,6160	20,51	111 DEMANGEOT, Laurent L
83	114	66,78	1,7071	15,6111	13,01	148 NOWAK, Hubert

STANDARD -- Overall Stage Results
CHAMPIONNAT DE FRANCE HANDGUN 2014

Printed mai 26, 2014 at 8:24



Stage 11 -- STAGE 11

	PTS	TIME	HIT FACTOR	STAGE POINTS	STAGE PERCENT	COMPETITOR # Name
1	115	9,97	11,5346	120,0000	100,00	51 POIRET, Jerome
2	112	10,70	10,4673	108,8963	90,75	47 JAIME-DIAZ, Juan-Carlos
3	116	11,35	10,2203	106,3263	88,61	49 MIDGLEY, GREGORY G
4	119	11,73	10,1449	105,5426	87,95	459 GUBIN, YLIA Y
5	118	11,70	10,0855	104,9240	87,44	50 PESCE, Fabrizio F
6	106	10,89	9,7337	101,2644	84,39	227 FLEISCHER, ALEXANDER A
7	118	12,14	9,7199	101,1212	84,27	168 BROSCHE, Hampi
8	111	11,58	9,5855	99,7225	83,10	271 IBANEZ, Gorka G
9	118	12,60	9,3651	97,4294	81,19	80 BEAUNIER, François F
10	116	12,52	9,2652	96,3901	80,33	44 CUTAYA, Christian C
11	110	11,92	9,2282	96,0053	80,00	321 SAUDEMONT, Tom T
12	115	12,73	9,0338	93,9827	78,32	115 LAPEYRE, Franck F
13	113	12,72	8,8836	92,4209	77,02	408 FELT, OLIVIER O
14	116	13,20	8,7879	91,4245	76,19	340 FERRERO-POZA, Carlos
15	117	13,50	8,6667	90,1635	75,14	404 SILVA, Manuel M
16	106	12,26	8,6460	89,9485	74,96	284 GUILLAUME, Bertrand B
17	114	13,20	8,6364	89,8483	74,87	45 DA-ROS, Philippe P
18	116	13,53	8,5735	89,1947	74,33	260 LAMY, Jean-Michel
19	117	13,70	8,5401	88,8473	74,04	403 SAMPAIO, Mauricio M
20	112	13,51	8,2902	86,2465	71,87	217 LEVIS, Luca L
21	119	14,44	8,2410	85,7351	71,45	442 BELLON-ESBELIN, Yann Y
22	112	13,62	8,2232	85,5499	71,29	97 CLOT, Jean-marc J
23	116	14,41	8,0500	83,7477	69,79	255 CABLE, Xavier X
24	113	14,08	8,0256	83,4939	69,58	175 RACLOT, Gerard G
25	118	14,80	7,9730	82,9467	69,12	53 ZOLLA, Luca
26	119	15,16	7,8496	81,6632	68,05	82 CARRIER, Philippe P
27	99	12,90	7,6744	79,8407	66,53	212 DESTREBECK, Marian M
28	115	15,03	7,6514	79,6008	66,33	304 SENDOU, Frederic F
29	102	13,35	7,6404	79,4873	66,24	48 MARCHAL, Florian F
30	115	15,08	7,6260	79,3369	66,11	418 WEBER, DIDIER D
31	110	14,46	7,6072	79,1413	65,95	303 ROTON, Patrick P
32	114	15,04	7,5798	78,8562	65,71	33 MARTIN-PRIVAT, Pierre P
33	117	15,71	7,4475	77,4798	64,57	242 COQUELLE, Philippe P
34	110	14,84	7,4124	77,1148	64,26	363 VANDENABEELLE, Christian C
35	118	15,92	7,4121	77,1112	64,26	109 BISIQU, Stéphane S
36	115	15,54	7,4003	76,9884	64,16	296 GUINTOLI, Gilles G
37	119	16,61	7,1644	74,5343	62,11	147 MACHET, Christophe C
38	114	16,06	7,0984	73,8479	61,54	392 COSTA, Luis L
39	112	15,80	7,0886	73,7462	61,46	248 NATALIZIO, Silvain S
40	114	16,54	6,8924	71,7048	59,75	37 NESTOLAT, Vincent V
41	110	15,97	6,8879	71,6583	59,72	172 MOURGUES, Jacques J
42	90	13,10	6,8702	71,4743	59,56	252 BIZOUARN, Mireille M
43	92	13,81	6,6618	69,3063	57,76	43 COLOMBINI, Jean Pierre J
44	108	16,38	6,5934	68,5944	57,16	250 OTERO, MARK M
45	118	17,90	6,5922	68,5816	57,15	306 WAVRANT, Xavier X
46	112	17,15	6,5306	67,9411	56,62	320 PORREYE, Xavier

STANDARD -- Overall Stage Results
CHAMPIONNAT DE FRANCE HANDGUN 2014

Printed mai 26, 2014 at 8:24



Stage 11 -- STAGE 11

	PTS	TIME	HIT FACTOR	STAGE POINTS	STAGE PERCENT	COMPETITOR # Name
47	111	17,06	6,5064	67,6897	56,41	261 PROMIS, Stephan S
48	117	18,05	6,4820	67,4353	56,20	293 DIEU, Steeve S
49	100	15,45	6,4725	67,3364	56,11	244 EDO, Damia D
50	120	18,58	6,4586	67,1915	55,99	443 GOY, PHILIPPE P
51	108	16,81	6,4247	66,8397	55,70	114 JOACHIM, Eric E
52	116	18,06	6,4230	66,8219	55,68	108 BACH, Lucas L
53	111	17,54	6,3284	65,8373	54,86	101 GOLI, GERARD G
54	115	18,34	6,2704	65,2345	54,36	249 NERI, Christian C
55	114	18,30	6,2295	64,8086	54,01	417 WEBER, MATTHIAS M
56	114	18,45	6,1789	64,2817	53,57	215 GUASTELLA, Vincenzo V
57	116	18,82	6,1637	64,1235	53,44	221 ROSSIGNOL, Bernard B
58	111	18,48	6,0065	62,4884	52,07	423 TREUSSARD, FRANCOIS F
59	108	18,38	5,8760	61,1304	50,94	390 PEPY, Pascal P
60	112	19,07	5,8731	61,1007	50,92	263 RAOUL, Eric E
61	105	17,90	5,8659	61,0260	50,86	137 VANDAL, Olivier O
62	116	19,83	5,8497	60,8575	50,71	38 PERROT, Manuela M
63	112	19,20	5,8333	60,6870	50,57	110 DAGORNO, Paul P
64	108	19,08	5,6604	58,8876	49,07	262 RAOUL, Catherine C
65	119	21,88	5,4388	56,5820	47,15	68 FORMENTO, Federico-Maria
66	95	17,77	5,3461	55,6179	46,35	41 WURSTER, Sabine S
67	114	22,13	5,1514	53,5923	44,66	279 CARTIER, Serge S
68	116	24,77	4,6831	48,7204	40,60	246 KOCH, Pascal P
69	94	20,16	4,6627	48,5083	40,42	268 GOUTTEBESSIS, Francis F
70	108	23,72	4,5531	47,3683	39,47	425 BERTRAND, Elian E
71	110	25,08	4,3860	45,6293	38,02	264 BLONDIAUX, SOPHIE S
72	115	26,39	4,3577	45,3354	37,78	127 HOCQUET, Serge
73	114	27,96	4,0773	42,4176	35,35	66 CABONA, Carolina
74	95	23,90	3,9749	41,3527	34,46	409 FONDER, Anne-valérie
75	112	29,11	3,8475	40,0271	33,36	266 BUSSY, Isabelle I
76	103	27,93	3,6878	38,3659	31,97	457 LOPUNOV, SERGEY S
77	120	32,69	3,6708	38,1896	31,82	209 TRUONG, Phung P
78	110	31,52	3,4898	36,3066	30,26	334 BARILLARI, Giampaolo G
79	108	32,98	3,2747	34,0684	28,39	358 MEUNIER, ALAIN A
80	33	13,58	2,4300	25,2809	21,07	377 WERBROUCK, Florent F
81	112	49,19	2,2769	23,6875	19,74	121 TRUONG-VINH-TONG, Andre
82	76	34,08	2,2300	23,2003	19,33	381 CAMUGLI, JEAN-PIERRE J
83	0	11,46	0,0000	0,0000	0,00	214 FONTAINE, Frederic F

PRODUCTION -- Overall Stage Results
CHAMPIONNAT DE FRANCE HANDGUN 2014

Printed mai 26, 2014 at 8:24




Stage 11 -- STAGE 11

	PTS	TIME	HIT FACTOR	STAGE POINTS	STAGE PERCENT	COMPETITOR # Name
1	114	10,14	11,2426	120,0000	100,00	6 GRAUFFEL, Eric
2	114	10,54	10,8159	115,4460	96,20	15 ZAPLETAL, Miroslav M
3	112	10,78	10,3896	110,8955	92,41	9 LAVERGNE, Mathieu M
4	112	11,40	9,8246	104,8643	87,39	7 GUICHARD, Louis L
5	112	11,46	9,7731	104,3153	86,93	411 GUSHINA, MARIA M
6	114	11,74	9,7104	103,6457	86,37	1 AMARO, Dominique D
7	106	10,97	9,6627	103,1368	85,95	170 GARCIA, Frank F
8	114	11,88	9,5960	102,4243	85,35	150 SCHRANER, Remo R
9	108	11,31	9,5491	101,9238	84,94	213 DONOFRIO, Ciriaco C
10	110	11,79	9,3299	99,5849	82,99	4 CARRIE, Stéphane S
11	112	12,04	9,3023	99,2901	82,74	317 GHJISELINK, Maxime M
12	118	12,92	9,1331	97,4841	81,24	8 HELLER, Peter P
13	108	11,99	9,0075	96,1433	80,12	2 BACULARD, Patrick
14	118	13,40	8,8060	93,9922	78,33	145 JOSI, Oliver O
15	116	13,52	8,5799	91,5790	76,32	153 BECRET, Jean-guy J
16	118	13,78	8,5631	91,4002	76,17	394 DENOYELLES, Morgan M
17	104	12,20	8,5246	90,9888	75,82	410 GUSHIN, MICKAIL M
18	118	13,90	8,4892	90,6112	75,51	83 CASSIGNAC, Jean-paul J
19	110	13,01	8,4550	90,2464	75,21	359 NASSO, Michel M
20	108	12,83	8,4178	89,8487	74,87	3 BURGADA, Luc L
21	112	13,41	8,3520	89,1464	74,29	65 BORRALLO, JUAN J
22	114	13,65	8,3516	89,1429	74,29	314 DONOT, Marc M
23	100	11,98	8,3472	89,0959	74,25	11 RIBAS, Guga
24	112	13,42	8,3458	89,0800	74,23	406 DAGUENEL, LAETITIA L
25	90	10,85	8,2949	88,5375	73,78	396 JOAO, Manuel
26	114	13,81	8,2549	88,1101	73,43	89 MEICHTRY, Markus M
27	102	12,45	8,1928	87,4471	72,87	210 ARMENDARIZ, Sebastien S
28	110	13,43	8,1906	87,4241	72,85	308 BROCHARD, Pierre P
29	116	14,22	8,1575	87,0709	72,56	92 WALDMANN, Daniel D
30	110	13,51	8,1421	86,9064	72,42	351 GAL, Didier D
31	108	13,37	8,0778	86,2198	71,85	348 VERLINDE, Camille C
32	114	14,12	8,0737	86,1757	71,81	347 SALINAS-LAGUNA, Vicente V
33	110	13,73	8,0117	85,5139	71,26	407 FELT, BAPTISTE B
34	112	14,02	7,9886	85,2677	71,06	278 CARDOT, Thierry T
35	106	13,31	7,9639	85,0046	70,84	94 BURKHALTER, Christine C
36	112	14,21	7,8818	84,1276	70,11	75 ROI, Harel H
37	114	14,48	7,8729	84,0332	70,03	161 MOURICE, Benoit B
38	114	14,51	7,8566	83,8594	69,88	154 BOITTIAUX, Bertrand
39	108	13,95	7,7419	82,6350	68,86	238 BUSSER, Alain A
40	116	15,00	7,7333	82,5432	68,79	361 POULAIN, Renaud R
41	114	14,92	7,6407	81,5550	67,96	86 FRICKER, Claudia C
42	116	15,21	7,6266	81,4035	67,84	401 RAMOS, Miguel
43	100	13,12	7,6220	81,3543	67,80	5 GOUGIS, Christophe C
44	108	14,23	7,5896	81,0090	67,51	405 BURGADA, LAURENT L
45	108	14,29	7,5577	80,6689	67,22	241 CLIN, Robert R
46	110	14,61	7,5291	80,3632	66,97	397 JORGE, Paulo P

PRODUCTION -- Overall Stage Results
CHAMPIONNAT DE FRANCE HANDGUN 2014

Printed mai 26, 2014 at 8:24



Stage 11 -- STAGE 11

	PTS	TIME	HIT FACTOR	STAGE POINTS	STAGE PERCENT	COMPETITOR # Name
47	116	15,45	7,5081	80,1390	66,78	233 RAPHOZ, Dominic D
48	106	14,13	7,5018	80,0715	66,73	40 WILLMES, Siegfried S
49	116	15,50	7,4839	79,8805	66,57	120 SIMONIN, Thierry T
50	93	12,43	7,4819	79,8594	66,55	96 CLAIRE, Olivier O
51	114	15,25	7,4754	79,7902	66,49	332 RUINI, Claudio C
52	112	15,04	7,4468	79,4849	66,24	416 NYCZ, MARGAUX M
53	116	15,59	7,4407	79,4193	66,18	163 SANCEAU, Thierry T
54	104	14,00	7,4286	79,2902	66,08	281 DHELIN, Herve H
55	112	15,25	7,3443	78,3904	65,33	204 PITTIER, Alain A
56	118	16,21	7,2795	77,6987	64,75	81 BEDROSSIAN, Marc
57	102	14,06	7,2546	77,4336	64,53	307 BALLIERE, Guillaume G
58	106	14,71	7,2060	76,9144	64,10	131 POUJOL, Marc M
59	93	12,92	7,1981	76,8307	64,03	12 SAGON, Aurélien A
60	110	15,29	7,1942	76,7891	63,99	315 DURO, Jeremie J
61	108	15,11	7,1476	76,2911	63,58	283 FERNANDES, Olivier O
62	106	14,84	7,1429	76,2406	63,53	183 HAUSER, Lionel L
63	106	14,84	7,1429	76,2406	63,53	55 CORNUT, Pierre P
64	112	15,69	7,1383	76,1920	63,49	352 GUILHOT, Patrick P
65	108	15,19	7,1099	75,8893	63,24	188 MEUNIER, Pierre P
66	110	15,51	7,0922	75,6999	63,08	116 MOINE, Christian C
67	114	16,14	7,0632	75,3904	62,83	220 PLAIT, Antoine A
68	99	14,02	7,0613	75,3705	62,81	194 VALANCE, Thomas T
69	118	16,87	6,9947	74,6589	62,22	309 CAUDRELIER, Christian C
70	110	15,75	6,9841	74,5464	62,12	222 WELTER, Tony T
71	98	14,05	6,9751	74,4499	62,04	251 BERGAMASCO, Nicolas N
72	120	17,26	6,9525	74,2087	61,84	74 RODRIGUEZ-PINTOR, JUAN J
73	106	15,25	6,9508	74,1909	61,83	269 GUTIERREZ, Jorge J
74	114	16,42	6,9428	74,1048	61,75	259 JOURDE, Philippe P
75	114	16,44	6,9343	74,0146	61,68	167 BOUCAUT, Jean Louis J
76	110	16,00	6,8750	73,3816	61,15	112 EVESQUE, Michel M
77	114	16,66	6,8427	73,0372	60,86	200 MARYE, Christophe C
78	106	15,50	6,8387	72,9942	60,83	318 GRANDE, Freddy F
79	110	16,13	6,8196	72,7902	60,66	243 COUPE, Laurent L
80	114	16,72	6,8182	72,7751	60,65	267 CROUZET, Stephane S
81	116	17,04	6,8075	72,6612	60,55	370 GRAUFFEL, Gerard G
82	114	16,80	6,7857	72,4286	60,36	164 TEISSIER, Philippe P
83	114	16,87	6,7576	72,1281	60,11	201 MATTER, Sebastien S
84	106	15,73	6,7387	71,9269	59,94	231 PICARD, Nicolas N
85	106	15,96	6,6416	70,8904	59,08	426 BEZOT, Patrick P
86	114	17,18	6,6356	70,8266	59,02	179 BAUSCH, Pierre P
87	114	17,25	6,6087	70,5392	58,78	343 JUHEL, Julien J
88	110	16,65	6,6066	70,5169	58,76	130 PAYRAULT, Christian C
89	104	15,85	6,5615	70,0355	58,36	54 CANTOS, Francisco F
90	112	17,07	6,5612	70,0324	58,36	287 RIOU, Sylvain
91	106	16,19	6,5473	69,8833	58,24	160 MARTORELL, Damien D
92	108	16,55	6,5257	69,6531	58,04	386 LAMISCARRE, Joel J

PRODUCTION -- Overall Stage Results**CHAMPIONNAT DE FRANCE HANDGUN 2014**

Printed mai 26, 2014 at 8:24

**Stage 11 -- STAGE 11**

	PTS	TIME	HIT FACTOR	STAGE POINTS	STAGE PERCENT	COMPETITOR # Name
93	114	17,54	6,4994	69,3729	57,81	191 PREDOVICH, Dan D
94	108	16,65	6,4865	69,2347	57,70	384 DALLEAU, Eric E
95	110	17,04	6,4554	68,9029	57,42	357 MELISSA, Aurelie A
96	104	16,21	6,4158	68,4802	57,07	285 POLO, Bruno B
97	112	17,51	6,3963	68,2726	56,89	124 BELLOT, Mathieu M
98	112	17,58	6,3709	68,0007	56,67	458 ALIANI, FEDERICO F
99	104	16,41	6,3376	67,6455	56,37	155 CALLE, Xavier X
100	98	15,47	6,3348	67,6161	56,35	299 LEGAL, Eric E
101	102	16,14	6,3197	67,4545	56,21	223 WOHNER, Jean-philippe J
102	108	17,10	6,3158	67,4128	56,18	178 VACHER, Benoit B
103	114	18,16	6,2775	67,0044	55,84	329 OBERTI, Claudio C
104	112	17,87	6,2675	66,8972	55,75	391 BESSA, Ana A
105	114	18,21	6,2603	66,8204	55,68	335 CANEPA, Carlo C
106	108	17,28	6,2500	66,7105	55,59	122 ARTAL, Audrey A
107	106	16,97	6,2463	66,6712	55,56	216 GUILMART, Nicolas N
108	88	14,15	6,2191	66,3805	55,32	162 PEREZ, Guillaume G
109	114	18,36	6,2091	66,2745	55,23	276 BOUTIN, Herve H
110	102	16,47	6,1931	66,1030	55,09	105 NEUMANN, Julien J
111	116	19,01	6,1021	65,1314	54,28	277 CARDOEN, Vincent V
112	110	18,11	6,0740	64,8319	54,03	385 FIGOLI, Sergio S
113	106	17,57	6,0330	64,3945	53,66	187 JONDREVILLE, Dominique D
114	106	17,64	6,0091	64,1389	53,45	182 EAP, Christophe C
115	112	18,71	5,9861	63,8938	53,24	447 GIBNEY, Jim J
116	85	14,23	5,9733	63,7571	53,13	398 LERETRIF, Nicolas N
117	118	19,88	5,9356	63,3549	52,80	135 SOUL, Emmanuel E
118	108	18,30	5,9016	62,9923	52,49	349 BALANDRAUX, Yves
119	120	20,63	5,8168	62,0864	51,74	452 CARRACEDO-GUERRA, MARIA M
120	110	18,98	5,7956	61,8602	51,55	198 JOUY, Jean-claude
121	108	18,73	5,7661	61,5461	51,29	141 BRULTEY, Pascal P
122	106	18,39	5,7640	61,5232	51,27	289 TRANCA, Germano G
123	106	18,49	5,7328	61,1904	50,99	353 HUMILIER, Nicolas N
124	68	11,92	5,7047	60,8902	50,74	173 PHELPS, MIKAYLA M
125	106	18,61	5,6959	60,7958	50,66	199 MARYE, Georges G
126	116	20,43	5,6779	60,6044	50,50	207 SANTERRE, Sebastien S
127	114	20,13	5,6632	60,4471	50,37	461 FOURNIER, ALEXANDRE A
128	99	17,81	5,5587	59,3316	49,44	79 AGRINIER, Pascal P
129	110	20,06	5,4836	58,5297	48,77	239 BUSSER, Celine C
130	102	18,74	5,4429	58,0958	48,41	415 NOUET, CHARLOTTE C
131	102	19,06	5,3515	57,1205	47,60	235 ROSSI, Benvenuto B
132	93	17,38	5,3510	57,1147	47,60	456 MAZY, LAURENT L
133	106	19,81	5,3508	57,1131	47,59	88 LATREILLE, Philippe P
134	106	20,12	5,2684	56,2331	46,86	316 GERARD, Emmanuel E
135	110	20,91	5,2606	56,1504	46,79	272 MALLET, Nicolas N
136	112	21,41	5,2312	55,8362	46,53	118 PRIBILINCOVA, HANA H
137	97	18,68	5,1927	55,4255	46,19	152 ARENA, Gyl G
138	114	22,00	5,1818	55,3091	46,09	292 CHICA, Christian C

PRODUCTION -- Overall Stage Results**CHAMPIONNAT DE FRANCE HANDGUN 2014**

Printed mai 26, 2014 at 8:24

**Stage 11 -- STAGE 11**

	PTS	TIME	HIT FACTOR	STAGE POINTS	STAGE PERCENT	COMPETITOR # Name
139	114	22,00	5,1818	55,3091	46,09	373 LOUVIER, Sebastien S
140	114	22,01	5,1795	55,2840	46,07	125 DEMARET, Christian C
141	118	23,01	5,1282	54,7369	45,61	305 STEVE, Peter P
142	106	20,73	5,1134	54,5784	45,48	142 CORTEZ, Carl C
143	95	18,64	5,0966	54,3992	45,33	368 DUJARDIN, Yves Y
144	104	20,67	5,0314	53,7041	44,75	280 DA-COSTA-LEIRAS, Rasael R
145	112	22,27	5,0292	53,6800	44,73	371 LAPP, Pascal P
146	108	21,85	4,9428	52,7578	43,96	165 ALEXANDRE, Jean Marc J
147	110	22,27	4,9394	52,7214	43,93	438 DARTOIS, Jean
148	114	23,33	4,8864	52,1560	43,46	119 SARIK, Raido R
149	114	23,37	4,8780	52,0668	43,39	107 VERITE, Isabelle I
150	112	23,00	4,8696	51,9762	43,31	322 BADI, Desiree
151	116	23,97	4,8394	51,6541	43,05	429 FREDEZ, JEAN-MAURICE J
152	104	21,74	4,7838	51,0609	42,55	365 BUFFIN, Dominique D
153	87	18,32	4,7489	50,6884	42,24	193 THOMAS, Jean-luc J
154	102	21,86	4,6661	49,8040	41,50	339 FEDERICI, Giulia G
155	118	25,37	4,6512	49,6451	41,37	275 BOUTIN, Julie J
156	87	18,71	4,6499	49,6318	41,36	195 BRUNO, Alfonsino
157	104	22,39	4,6449	49,5785	41,32	382 CHRAPKIEWICZ, Olivier O
158	118	25,73	4,5861	48,9504	40,79	224 BRIDE, Martial M
159	118	25,79	4,5754	48,8366	40,70	230 PASERO, Damien D
160	116	25,57	4,5366	48,4219	40,35	387 MONTURY, ROBERT R
161	112	25,05	4,4711	47,7227	39,77	439 DE-RONGE, Charles
162	102	22,84	4,4658	47,6671	39,72	286 PRIEUR, Perrine P
163	116	26,06	4,4513	47,5114	39,59	180 CLAVEL, Victorien V
164	80	17,98	4,4494	47,4914	39,58	177 UJEVIC, Christophe C
165	72	16,22	4,4390	47,3801	39,48	196 CHERNOGOROV, Alexander A
166	104	24,06	4,3225	46,1373	38,45	134 SIMSON, James J
167	102	23,61	4,3202	46,1125	38,43	190 PHELPS, David D
168	87	20,24	4,2984	45,8800	38,23	346 MONTALE, Andrea A
169	106	24,67	4,2967	45,8618	38,22	395 DENOYELLES, Marie-Claude M
170	114	26,56	4,2922	45,8133	38,18	331 REPLICIA, Giorgio G
171	114	27,39	4,1621	44,4250	37,02	128 LESAINE, Claudine C
172	84	21,64	3,8817	41,4321	34,53	146 JOSI, Maggie M
173	116	30,04	3,8615	41,2166	34,35	106 ORLANDINI, Alberto A
174	114	29,95	3,8063	40,6277	33,86	338 DUCHESNE, Frédéric F
175	61	16,57	3,6814	39,2936	32,74	229 GILANT, Christophe C
176	99	27,10	3,6531	38,9924	32,49	366 CALVAT, Jean J
177	110	30,16	3,6472	38,9292	32,44	228 FOURNIER, Anne A
178	120	33,32	3,6014	38,4407	32,03	265 BUSSY, Laurent L
179	118	40,17	2,9375	31,3541	26,13	400 MERLIER, Andre A
180	93	36,59	2,5417	27,1291	22,61	350 BOHAIN, JEAN-LUC J
181	103	42,88	2,4021	25,6388	21,37	67 COLLIN, Anne A
182	54	25,60	2,1094	22,5148	18,76	360 PLANO, Olivier O
183	57	32,83	1,7362	18,5318	15,44	113 FRICOU, ERIC E
184	0	22,03	0,0000	0,0000	0,00	388 MUNIER, Philippe P

PRODUCTION -- Overall Stage Results
CHAMPIONNAT DE FRANCE HANDGUN 2014

Printed mai 26, 2014 at 8:24



Stage 11 -- STAGE 11

	PTS	TIME	HIT FACTOR	STAGE POINTS	STAGE PERCENT	COMPETITOR # Name
185	0	3,70	0,0000	0,0000	0,00	367 CHAUME, Thierry T
186	0	22,05	0,0000	0,0000	0,00	197 JEANJEAN, Jerome J

CLASSIC -- Overall Stage Results
CHAMPIONNAT DE FRANCE HANDGUN 2014

Printed mai 26, 2014 at 8:24



Stage 11 -- STAGE 11

	PTS	TIME	HIT FACTOR	STAGE POINTS	STAGE PERCENT	COMPETITOR # Name
1	114	11,43	9,9738	120,0000	100,00	32 KUMMER, Patrick P
2	116	12,13	9,5631	115,0588	95,88	27 ALTUNA, Denis D
3	116	12,56	9,2357	111,1197	92,60	232 PICHENOT, Christophe C
4	108	12,01	8,9925	108,1940	90,16	31 HOBDELL, Angus A
5	110	12,81	8,5870	103,3157	86,10	344 LES-ORTIZ, Jabier
6	94	11,01	8,5377	102,7219	85,60	29 BOIT, Julien
7	112	13,34	8,3958	101,0148	84,18	36 NESTOLAT, Michel M
8	106	12,81	8,2748	99,5587	82,97	34 MELEY, Philippe P
9	106	13,45	7,8810	94,8214	79,02	30 GERARD, Joël J
10	109	13,95	7,8136	94,0102	78,34	64 BERRETTA, Maurizio M
11	108	14,51	7,4431	89,5527	74,63	99 DAZZI, GEORGES G
12	98	13,22	7,4130	89,1902	74,33	455 SANCHEZ-LUMBRERAS, JOSE-A J
13	104	14,06	7,3969	88,9960	74,16	39 PERROT, Laurent L
14	118	17,09	6,9046	83,0735	69,23	126 HAPIAK, Pierre-françois P
15	114	16,80	6,7857	81,6429	68,04	133 SENCE, Jean-marc J
16	104	15,71	6,6200	79,6489	66,37	95 CHABOT, Romain R
17	116	18,17	6,3842	76,8114	64,01	448 LAMOUREUX, NICOLAS N
18	108	17,88	6,0403	72,6740	60,56	136 TERKI, Sébastien S
19	116	20,85	5,5635	66,9383	55,78	326 FAVETO, Pierluigi P
20	115	20,76	5,5395	66,6489	55,54	362 SANGUINETTI, Rodolphe R
21	106	19,93	5,3186	63,9913	53,33	57 ESPILEZ-ELIPE, Jose-Luis
22	104	20,00	5,2000	62,5642	52,14	437 SENDELIN, PHILIPPE P
23	112	21,71	5,1589	62,0699	51,72	247 LANET, Luc L
24	109	22,67	4,8081	57,8492	48,21	274 MASSAGUER-SALGADO, Enrique E
25	110	36,44	3,0187	36,3193	30,27	440 GOUSSE, Jean-René

REVOLVER -- Overall Stage Results
CHAMPIONNAT DE FRANCE HANDGUN 2014

Printed mai 26, 2014 at 8:24



Stage 11 -- STAGE 11

	PTS	TIME	HIT FACTOR	STAGE POINTS	STAGE PERCENT	COMPETITOR # Name
1	117	18,08	6,4712	120,0000	100,00	430 ITANI, MARWAN M
2	116	18,90	6,1376	113,8125	94,84	203 PHOTION, David D
3	119	21,17	5,6212	104,2365	86,86	143 DECARPIGNIES, Pascal P
4	116	21,05	5,5107	102,1880	85,16	91 SCHMOCKER, Ernst E
5	100	22,55	4,4346	82,2332	68,53	62 SCHEKIN, Oleg O
6	114	26,32	4,3313	80,3180	66,93	450 TOURNIER, PASCAL P
7	98	23,73	4,1298	76,5812	63,82	419 BIZET, MATHIAS M
8	114	31,33	3,6387	67,4743	56,23	427 MACIOCI, PATRICK P
9	118	34,43	3,4272	63,5534	52,96	431 TRAVERS, SANDRINE S
10	119	37,63	3,1624	58,6417	48,87	192 SIMON, Bernard B
11	71	49,44	1,4361	26,6302	22,19	460 DESROCHES, JOCELYNE J

OPEN -- Overall Stage Results
CHAMPIONNAT DE FRANCE HANDGUN 2014

Printed mai 26, 2014 at 8:24



Stage 12 -- STAGE 12

	PTS	TIME	HIT FACTOR	STAGE POINTS	STAGE PERCENT	COMPETITOR # Name
1	50	6,40	7,8125	50,0000	100,00	22 OBRIOT, Emile E
2	50	6,77	7,3855	47,2674	94,53	58 ESPILEZ-URBON, Ivan I
3	50	6,95	7,1942	46,0432	92,09	21 OBRIOT, Thierry
4	50	6,99	7,1531	45,7797	91,56	18 DRUMMOND, Bill B
5	50	7,46	6,7024	42,8954	85,79	258 GIL-JIMENEZ, Mikael M
6	50	7,54	6,6313	42,4403	84,88	104 MEIER, Dominic
7	50	7,85	6,3694	40,7643	81,53	26 TARRADE, Alain A
8	50	8,23	6,0753	38,8821	77,76	345 MALANDA-RUIZ, Raket R
9	50	8,29	6,0314	38,6007	77,20	226 DESAGNEAUX, Jean-Luc J
10	50	8,40	5,9524	38,0952	76,19	355 MARTIN, Patrice P
11	50	8,47	5,9032	37,7804	75,56	17 DEVILLE, Remy
12	49	8,32	5,8894	37,6923	75,38	144 HAAS, Peter P
13	47	8,00	5,8750	37,6000	75,20	319 PESTIAUX, Thierry T
14	50	8,52	5,8685	37,5587	75,12	176 SCHNEIDER, Patrik P
15	49	8,48	5,7783	36,9811	73,96	25 SZAKACS, Alex A
16	48	8,34	5,7554	36,8345	73,67	77 TODARO, Giuseppe G
17	49	8,58	5,7110	36,5501	73,10	20 GIBERT, Philippe P
18	50	8,79	5,6883	36,4050	72,81	102 GRASSO, Bruno B
19	50	8,88	5,6306	36,0360	72,07	234 RENAUD, Patrick P
20	50	9,19	5,4407	34,8205	69,64	98 CZYKAJLO, JEROME J
21	49	9,08	5,3965	34,5374	69,07	342 HORACI, BERNABE-PARDO B
22	49	9,10	5,3846	34,4615	68,92	372 LOPEZ, Christophe C
23	50	9,33	5,3591	34,2980	68,60	132 RANDAXHE, Patrick P
24	50	9,34	5,3533	34,2612	68,52	93 BALESI, Daniel
25	48	9,09	5,2805	33,7954	67,59	356 MARTIN, Olivia O
26	50	9,48	5,2743	33,7553	67,51	158 HELAIEM, Stephane
27	50	9,64	5,1867	33,1950	66,39	84 DEVILLE, Jacques
28	50	9,66	5,1760	33,1263	66,25	19 EGRET, Sebastien S
29	50	9,80	5,1020	32,6531	65,31	273 MARTINEZ-DE-LAS-HERAS, Maria M
30	49	9,75	5,0256	32,1641	64,33	151 ZANARDI, Annamaria A
31	50	10,07	4,9652	31,7776	63,56	46 DEMANET, Jean-michel J
32	50	10,10	4,9505	31,6832	63,37	42 CANETTA, Irene I
33	50	10,45	4,7847	30,6220	61,24	87 GOUGIS, Rémi R
34	49	10,26	4,7758	30,5653	61,13	421 LAUREMBOURLE, JACQUES J
35	50	10,56	4,7348	30,3030	60,61	85 DEVILLE, Pauline P
36	49	10,40	4,7115	30,1539	60,31	302 RENOUX, Gilles G
37	50	10,74	4,6555	29,7952	59,59	253 BIZOUARN, Eric E
38	49	10,73	4,5666	29,2265	58,45	73 PETTENATI, Simonetta S
39	50	10,95	4,5662	29,2237	58,45	399 MARCAND, Mickael M
40	49	10,82	4,5287	28,9834	57,97	189 MONTARGOT, Renaud R
41	50	11,27	4,4366	28,3940	56,79	301 PELLEGRINI, Jean-François J
42	48	10,88	4,4118	28,2353	56,47	376 VERDON, James J
43	50	11,63	4,2992	27,5150	55,03	433 DESAUGERE, Jean-francois J
44	50	11,89	4,2052	26,9134	53,83	139 BELLONI, Philippe P
45	50	11,91	4,1982	26,8682	53,74	435 GRANDGERARD, Hervé
46	49	11,72	4,1809	26,7577	53,52	90 OGANESSIAN, Sarkis S

OPEN -- Overall Stage Results
CHAMPIONNAT DE FRANCE HANDGUN 2014

Printed mai 26, 2014 at 8:24



Stage 12 -- STAGE 12

	PTS	TIME	HIT FACTOR	STAGE POINTS	STAGE PERCENT	COMPETITOR # Name
47	50	12,02	4,1597	26,6223	53,24	428 MILLOT, PATRICK P
48	48	11,58	4,1451	26,5285	53,06	374 MABILAIS, Gregory G
49	34	8,23	4,1312	26,4399	52,88	166 BETSCHART, Bruno B
50	48	12,07	3,9768	25,4515	50,90	205 SALLET, Gauthier G
51	48	12,49	3,8431	24,5957	49,19	140 BELLONI, Francois F
52	49	12,85	3,8132	24,4047	48,81	138 AIELLO, Jean J
53	49	12,92	3,7926	24,2724	48,54	103 LELEU, CHRISTIAN C
54	49	13,03	3,7606	24,0675	48,14	424 ASTORG, GERARD G
55	50	13,43	3,7230	23,8272	47,65	441 LASBLEIS, MICHEL M
56	49	13,17	3,7206	23,8117	47,62	297 HAZAN, Albert A
57	49	13,92	3,5201	22,5287	45,06	291 CERVELLO, Richard R
58	49	13,97	3,5075	22,4481	44,90	290 BOUCHOUCHA, Marc M
59	50	14,44	3,4626	22,1607	44,32	432 WOLAN, Joseph J
60	50	14,46	3,4578	22,1300	44,26	445 MEUNIER, GERARD G
61	50	14,49	3,4507	22,0842	44,17	333 SAARBACH, Stafford S
62	50	14,80	3,3784	21,6216	43,24	446 PITOT-AIMARETTI, Robert R
63	50	14,88	3,3602	21,5054	43,01	240 CHARPENTIER, Bernard
64	46	13,76	3,3430	21,3953	42,79	393 DELDO, Nicolas
65	50	15,25	3,2787	20,9836	41,97	383 CONNOUE, Gerard
66	50	15,32	3,2637	20,8877	41,78	59 ETOURNEAU, Helene H
67	49	15,43	3,1756	20,3240	40,65	254 CABLE, Nathalie N
68	49	15,73	3,1151	19,9364	39,87	364 BOVIN, Loic L
69	50	16,23	3,0807	19,7166	39,43	257 GIL-JIMENEZ, Pierre P
70	48	16,24	2,9557	18,9163	37,83	78 AGRINIER, Didier D
71	48	16,45	2,9179	18,6748	37,35	444 HUET, MICHEL M
72	50	17,16	2,9138	18,6480	37,30	336 CASTRILLO, ALBERTO A
73	50	18,07	2,7670	17,7089	35,42	245 GUINCHARD, Patrick P
74	50	18,98	2,6344	16,8599	33,72	129 PANE, Bernard B
75	48	18,72	2,5641	16,4103	32,82	60 PENALVA-PASQUET, Pierre-jean P
76	50	20,29	2,4643	15,7713	31,54	148 NOWAK, Hubert
77	50	21,49	2,3267	14,8906	29,78	369 GATEAU, Phiippe
78	50	24,33	2,0551	13,1525	26,30	186 IOZZO, Fabrice F
79	50	25,15	1,9881	12,7237	25,45	111 DEMANGEOT, Laurent L
80	47	23,94	1,9632	12,5647	25,13	149 RIEDI, Serenella S
81	50	34,28	1,4586	9,3349	18,67	330 PERNIGOTTI, Gerolamo G
82	35	27,37	1,2788	8,1841	16,37	436 SAUTOUR, JACQUES J
83	50	40,27	1,2416	7,9464	15,89	237 BUFFARD, Francois F

STANDARD -- Overall Stage Results
CHAMPIONNAT DE FRANCE HANDGUN 2014

Printed mai 26, 2014 at 8:24



Stage 12 -- STAGE 12

	PTS	TIME	HIT FACTOR	STAGE POINTS	STAGE PERCENT	COMPETITOR # Name
1	50	8,17	6,1200	50,0000	100,00	404 SILVA, Manuel M
2	50	8,44	5,9242	48,4005	96,80	271 IBANEZ, Gorka G
3	50	9,32	5,3648	43,8305	87,66	47 JAIME-DIAZ, Juan-Carlos
4	50	9,33	5,3591	43,7835	87,57	321 SAUDEMONT, Tom T
5	49	9,20	5,3261	43,5141	87,03	392 COSTA, Luis L
6	49	9,31	5,2632	43,0000	86,00	403 SAMPAIO, Mauricio M
7	50	9,61	5,2029	42,5078	85,02	51 POIRET, Jerome
8	50	9,76	5,1230	41,8545	83,71	50 PESCE, Fabrizio F
9	50	9,89	5,0556	41,3044	82,61	49 MIDGLEY, GREGORY G
10	47	9,72	4,8354	39,5051	79,01	45 DA-ROS, Philippe P
11	50	11,13	4,4924	36,7026	73,41	80 BEAUNIER, François F
12	49	11,16	4,3907	35,8719	71,74	255 CABLE, Xavier X
13	49	11,22	4,3672	35,6800	71,36	44 CUTAYA, Christian C
14	50	11,46	4,3630	35,6457	71,29	38 PERROT, Manuela M
15	50	11,52	4,3403	35,4601	70,92	168 BROSCHE, Hampi
16	50	11,62	4,3029	35,1549	70,31	457 LOPUNOV, SERGEY S
17	49	11,40	4,2982	35,1167	70,23	115 LAPEYRE, Franck F
18	48	11,58	4,1451	33,8653	67,73	296 GUINTOLI, Gilles G
19	49	11,87	4,1281	33,7262	67,45	43 COLOMBINI, Jean Pierre J
20	49	12,05	4,0664	33,2224	66,44	260 LAMY, Jean-Michel
21	50	12,35	4,0486	33,0769	66,15	418 WEBER, DIDIER D
22	50	12,81	3,9032	31,8891	63,78	293 DIEU, Steeve S
23	50	12,97	3,8551	31,4958	62,99	41 WURSTER, Sabine S
24	34	8,85	3,8418	31,3876	62,78	284 GUILLAUME, Bertrand B
25	48	12,79	3,7529	30,6615	61,32	53 ZOLLA, Luca
26	50	13,52	3,6982	30,2145	60,43	82 CARRIER, Philippe P
27	49	13,35	3,6704	29,9873	59,97	303 ROTON, Patrick P
28	48	13,16	3,6474	29,7994	59,60	377 WERBROUCK, Florent F
29	49	13,64	3,5924	29,3497	58,70	101 GOLI, GERARD G
30	48	13,39	3,5848	29,2875	58,58	363 VANDENABEELLE, Christian C
31	50	14,26	3,5063	28,6466	57,29	390 PEPY, Pascal P
32	49	14,01	3,4975	28,5746	57,15	409 FONDER, Anne-valérie
33	48	13,83	3,4707	28,3558	56,71	48 MARCHAL, Florian F
34	49	14,21	3,4483	28,1724	56,34	442 BELLON-ESBELIN, Yann Y
35	48	13,94	3,4433	28,1320	56,26	217 LEVIS, Luca L
36	50	14,59	3,4270	27,9986	56,00	242 COQUELLE, Philippe P
37	49	14,42	3,3981	27,7621	55,52	459 GUBIN, YLIA Y
38	50	15,22	3,2852	26,8397	53,68	33 MARTIN-PRIVAT, Pierre P
39	44	13,43	3,2762	26,7669	53,53	227 FLEISCHER, ALEXANDER A
40	49	15,37	3,1880	26,0462	52,09	175 RACLOT, Gerard G
41	49	16,05	3,0530	24,9427	49,89	425 BERTRAND, Elian E
42	50	16,43	3,0432	24,8631	49,73	109 BISIQU, Stéphane S
43	50	16,59	3,0139	24,6233	49,25	417 WEBER, MATTHIAS M
44	49	16,37	2,9933	24,4551	48,91	137 VANDAL, Olivier O
45	48	16,06	2,9888	24,4184	48,84	121 TRUONG-VINH-TONG, Andre
46	49	16,47	2,9751	24,3066	48,61	97 CLOT, Jean-marc J

STANDARD -- Overall Stage Results
CHAMPIONNAT DE FRANCE HANDGUN 2014

Printed mai 26, 2014 at 8:24



Stage 12 -- STAGE 12

	PTS	TIME	HIT FACTOR	STAGE POINTS	STAGE PERCENT	COMPETITOR # Name
47	49	16,62	2,9483	24,0872	48,17	443 GOY, PHILIPPE P
48	46	15,67	2,9355	23,9834	47,97	244 EDO, Damia D
49	50	17,13	2,9189	23,8471	47,69	68 FORMENTO, Federico-Maria
50	50	18,05	2,7701	22,6316	45,26	147 MACHET, Christophe C
51	49	18,03	2,7177	22,2036	44,41	423 TREUSSARD, FRANCOIS F
52	50	18,75	2,6667	21,7867	43,57	250 OTERO, MARK M
53	46	17,27	2,6636	21,7614	43,52	110 DAGORNO, Paul P
54	49	18,86	2,5981	21,2264	42,45	340 FERRERO-POZA, Carlos
55	50	19,26	2,5961	21,2098	42,42	304 SENDOU, Frederic F
56	50	19,63	2,5471	20,8100	41,62	249 NERI, Christian C
57	50	20,21	2,4740	20,2128	40,43	215 GUASTELLA, Vincenzo V
58	50	20,22	2,4728	20,2028	40,41	221 ROSSIGNOL, Bernard B
59	35	14,27	2,4527	20,0385	40,08	252 BIZOUARN, Mireille M
60	49	20,17	2,4294	19,8478	39,70	279 CARTIER, Serge S
61	50	21,16	2,3629	19,3053	38,61	248 NATALIZIO, Silvain S
62	49	21,03	2,3300	19,0361	38,07	408 FELT, OLIVIER O
63	50	21,77	2,2967	18,7644	37,53	266 BUSSY, Isabelle I
64	48	21,26	2,2578	18,4459	36,89	320 PORREYE, Xavier
65	46	20,39	2,2560	18,4316	36,86	262 RAOUL, Catherine C
66	48	21,33	2,2504	18,3854	36,77	108 BACH, Lucas L
67	50	23,21	2,1542	17,6002	35,20	127 HOCQUET, Serge
68	49	23,56	2,0798	16,9919	33,98	261 PROMIS, Stephan S
69	50	25,82	1,9365	15,8211	31,64	306 WAVRANT, Xavier X
70	46	23,98	1,9183	15,6722	31,34	66 CABONA, Carolina
71	50	26,50	1,8868	15,4151	30,83	212 DESTREBECK, Marian M
72	35	19,50	1,7949	14,6641	29,33	268 GOUTTEBESSIS, Francis F
73	46	30,26	1,5202	12,4197	24,84	246 KOCH, Pascal P
74	49	32,91	1,4889	12,1644	24,33	172 MOURGUES, Jacques J
75	49	33,20	1,4759	12,0581	24,12	358 MEUNIER, ALAIN A
76	50	34,68	1,4418	11,7791	23,56	209 TRUONG, Phung P
77	49	34,11	1,4365	11,7364	23,47	37 NESTOLAT, Vincent V
78	33	27,78	1,1879	9,7052	19,41	263 RAOUL, Eric E
79	29	28,10	1,0320	8,4317	16,86	114 JOACHIM, Eric E
80	50	50,74	0,9854	8,0508	16,10	381 CAMUGLI, JEAN-PIERRE J
81	20	44,48	0,4496	3,6736	7,35	264 BLONDIAUX, SOPHIE S
82	16	61,14	0,2617	2,1380	4,28	334 BARILLARI, Giampaolo G
83	0	15,29	0,0000	0,0000	0,00	214 FONTAINE, Frederic F

PRODUCTION -- Overall Stage Results
CHAMPIONNAT DE FRANCE HANDGUN 2014

Printed mai 26, 2014 at 8:24



Stage 12 -- STAGE 12

	PTS	TIME	HIT FACTOR	STAGE POINTS	STAGE PERCENT	COMPETITOR # Name
1	50	7,17	6,9735	50,0000	100,00	6 GRAUFFEL, Eric
2	50	7,56	6,6138	47,4206	94,84	411 GUSHINA, MARIA M
3	50	8,63	5,7937	41,5411	83,08	7 GUICHARD, Louis L
4	50	9,37	5,3362	38,2604	76,52	251 BERGAMASCO, Nicolas N
5	48	9,23	5,2004	37,2871	74,57	161 MOURICE, Benoit B
6	50	9,72	5,1440	36,8827	73,77	75 ROI, Harel H
7	50	9,73	5,1387	36,8448	73,69	170 GARCIA, Frank F
8	50	9,79	5,1073	36,6190	73,24	8 HELLER, Peter P
9	48	9,43	5,0901	36,4963	72,99	15 ZAPLETAL, Miroslav M
10	48	9,45	5,0794	36,4190	72,84	145 JOSI, Oliver O
11	50	9,86	5,0710	36,3590	72,72	406 DAGUENEL, LAETITIA L
12	50	10,18	4,9116	35,2161	70,43	40 WILLMES, Siegfried S
13	50	10,27	4,8685	34,9075	69,81	12 SAGON, Aurélien A
14	46	9,66	4,7619	34,1429	68,29	213 DONOFRIO, Ciriaco C
15	48	10,09	4,7572	34,1090	68,22	11 RIBAS, Guga
16	48	10,26	4,6784	33,5439	67,09	178 VACHER, Benoit B
17	50	10,77	4,6425	33,2869	66,57	2 BACULARD, Patrick
18	48	10,47	4,5845	32,8711	65,74	1 AMARO, Dominique D
19	50	10,93	4,5746	32,7996	65,60	216 GUILMART, Nicolas N
20	48	10,55	4,5498	32,6218	65,24	396 JOAO, Manuel
21	48	10,67	4,4986	32,2549	64,51	4 CARRIE, Stéphane S
22	50	11,14	4,4883	32,1813	64,36	278 CARDOT, Thierry T
23	50	11,42	4,3783	31,3923	62,78	347 SALINAS-LAGUNA, Vicente V
24	50	11,57	4,3215	30,9853	61,97	116 MOINE, Christian C
25	48	11,17	4,2972	30,8111	61,62	188 MEUNIER, Pierre P
26	50	11,68	4,2808	30,6935	61,39	150 SCHRANER, Remo R
27	50	11,69	4,2772	30,6672	61,33	314 DONOT, Marc M
28	50	11,75	4,2553	30,5106	61,02	153 BECRET, Jean-guy J
29	48	11,29	4,2516	30,4836	60,97	86 FRICKER, Claudia C
30	48	11,33	4,2365	30,3760	60,75	416 NYCZ, MARGAUX M
31	46	11,00	4,1818	29,9836	59,97	81 BEDROSSIAN, Marc
32	50	12,01	4,1632	29,8501	59,70	318 GRANDE, Freddy F
33	50	12,13	4,1220	29,5548	59,11	177 UJEVIC, Christophe C
34	48	11,65	4,1202	29,5416	59,08	361 POULAIN, Renaud R
35	50	12,18	4,1051	29,4335	58,87	135 SOUL, Emmanuel E
36	46	11,23	4,0962	29,3695	58,74	410 GUSHIN, MICKAIL M
37	50	12,23	4,0883	29,3132	58,63	9 LAVERGNE, Mathieu M
38	48	11,76	4,0816	29,2653	58,53	238 BUSSER, Alain A
39	48	11,76	4,0816	29,2653	58,53	359 NASSO, Michel M
40	50	12,32	4,0584	29,0990	58,20	401 RAMOS, Miguel
41	46	11,62	3,9587	28,3838	56,77	277 CARDOEN, Vincent V
42	50	12,68	3,9432	28,2729	56,55	74 RODRIGUEZ-PINTOR, JUAN J
43	50	12,69	3,9401	28,2506	56,50	89 MEICHTRY, Markus M
44	50	12,72	3,9308	28,1840	56,37	105 NEUMANN, Julien J
45	50	12,87	3,8850	27,8555	55,71	394 DENOYELLES, Morgan M
46	50	12,88	3,8820	27,8339	55,67	289 TRANCA, Germano G

PRODUCTION -- Overall Stage Results**CHAMPIONNAT DE FRANCE HANDGUN 2014**

Printed mai 26, 2014 at 8:24

**Stage 12 -- STAGE 12**

	PTS	TIME	HIT FACTOR	STAGE POINTS	STAGE PERCENT	COMPETITOR # Name
47	44	11,38	3,8664	27,7223	55,44	222 WELTER, Tony T
48	48	12,44	3,8585	27,6656	55,33	54 CANTOS, Francisco F
49	50	13,00	3,8462	27,5769	55,15	231 PICARD, Nicolas N
50	48	12,79	3,7529	26,9085	53,82	154 BOITIAUX, Bertrand
51	50	13,36	3,7425	26,8338	53,67	241 CLIN, Robert R
52	50	13,41	3,7286	26,7338	53,47	265 BUSSY, Laurent L
53	50	13,51	3,7010	26,5359	53,07	407 FELT, BAPTISTE B
54	48	12,97	3,7008	26,5351	53,07	405 BURGADA, LAURENT L
55	48	13,11	3,6613	26,2517	52,50	163 SANCEAU, Thierry T
56	50	13,68	3,6550	26,2061	52,41	317 GHJISELINK, Maxime M
57	48	13,14	3,6530	26,1918	52,38	83 CASSIGNAC, Jean-paul J
58	48	13,17	3,6446	26,1321	52,26	88 LATREILLE, Philippe P
59	50	13,73	3,6417	26,1107	52,22	308 BROCHARD, Pierre P
60	50	13,75	3,6364	26,0727	52,15	316 GERARD, Emmanuel E
61	50	13,88	3,6023	25,8285	51,66	259 JOURDE, Philippe P
62	50	14,07	3,5537	25,4797	50,96	329 OBERTI, Claudio C
63	50	14,10	3,5461	25,4255	50,85	384 DALLEAU, Eric E
64	50	14,11	3,5436	25,4075	50,82	357 MELISSA, Aurelie A
65	50	14,26	3,5063	25,1402	50,28	382 CHRAPKIEWICZ, Olivier O
66	50	14,26	3,5063	25,1402	50,28	141 BRULTEY, Pascal P
67	50	14,28	3,5014	25,1050	50,21	160 MARTORELL, Damien D
68	50	14,30	3,4965	25,0699	50,14	397 JORGE, Paulo P
69	50	14,37	3,4795	24,9478	49,90	194 VALANCE, Thomas T
70	50	14,47	3,4554	24,7754	49,55	162 PEREZ, Guillaume G
71	50	14,48	3,4530	24,7583	49,52	164 TEISSIER, Philippe P
72	44	12,79	3,4402	24,6661	49,33	269 GUTIERREZ, Jorge J
73	46	13,54	3,3973	24,3589	48,72	398 LERETRIF, Nicolas N
74	50	15,02	3,3289	23,8682	47,74	243 COUPE, Laurent L
75	50	15,20	3,2895	23,5855	47,17	385 FIGOLI, Sergio S
76	50	15,31	3,2658	23,4161	46,83	210 ARMENDARIZ, Sebastien S
77	48	14,77	3,2498	23,3013	46,60	267 CROUZET, Stephane S
78	50	15,41	3,2446	23,2641	46,53	5 GOUGIS, Christophe C
79	50	15,45	3,2362	23,2039	46,41	299 LEGAL, Eric E
80	48	14,92	3,2172	23,0670	46,13	353 HUMILIER, Nicolas N
81	48	15,15	3,1683	22,7168	45,43	280 DA-COSTA-LEIRAS, Rasaan R
82	48	15,23	3,1517	22,5975	45,20	65 BORRALLO, JUAN J
83	50	15,98	3,1289	22,4343	44,87	235 ROSSI, Benvenuto B
84	48	15,47	3,1028	22,2469	44,49	199 MARYE, Georges G
85	50	16,15	3,0960	22,1981	44,40	207 SANTERRE, Sebastien S
86	48	15,52	3,0928	22,1753	44,35	3 BURGADA, Luc L
87	50	16,18	3,0902	22,1570	44,31	120 SIMONIN, Thierry T
88	50	16,27	3,0731	22,0344	44,07	191 PREDOVICH, Dan D
89	50	16,64	3,0048	21,5445	43,09	276 BOUTIN, Herve H
90	48	15,98	3,0038	21,5369	43,07	112 EVESQUE, Michel M
91	50	16,91	2,9568	21,2005	42,40	456 MAZY, LAURENT L
92	50	16,92	2,9551	21,1879	42,38	370 GRAUFFEL, Gerard G

PRODUCTION -- Overall Stage Results**CHAMPIONNAT DE FRANCE HANDGUN 2014**

Printed mai 26, 2014 at 8:24

**Stage 12 -- STAGE 12**

	PTS	TIME	HIT FACTOR	STAGE POINTS	STAGE PERCENT	COMPETITOR # Name
93	50	17,02	2,9377	21,0635	42,13	281 DHELIN, Herve H
94	46	15,76	2,9188	20,9277	41,86	96 CLAIRE, Olivier O
95	48	16,58	2,8951	20,7575	41,52	167 BOUCAUT, Jean Louis J
96	48	16,63	2,8863	20,6951	41,39	92 WALDMANN, Daniel D
97	46	15,95	2,8840	20,6784	41,36	106 ORLANDINI, Alberto A
98	50	17,44	2,8670	20,5562	41,11	201 MATTER, Sebastien S
99	50	17,49	2,8588	20,4974	40,99	233 RAPHOZ, Dominic D
100	50	17,74	2,8185	20,2086	40,42	349 BALANDRAUX, Yves
101	48	17,04	2,8169	20,1972	40,39	391 BESSA, Ana A
102	50	17,87	2,7980	20,0616	40,12	187 JONDREVILLE, Dominique D
103	46	16,62	2,7678	19,8448	39,69	322 BADI, Desiree
104	46	16,73	2,7496	19,7143	39,43	366 CALVAT, Jean J
105	50	18,22	2,7442	19,6762	39,35	131 POUJOL, Marc M
106	50	18,25	2,7397	19,6438	39,29	113 FRICOU, ERIC E
107	50	18,30	2,7322	19,5902	39,18	183 HAUSER, Lionel L
108	48	17,69	2,7134	19,4551	38,91	351 GAL, Didier D
109	31	11,44	2,7098	19,4292	38,86	307 BALLIERE, Guillaume G
110	50	18,47	2,7071	19,4099	38,82	387 MONTURY, ROBERT R
111	50	18,50	2,7027	19,3784	38,76	305 STEVE, Peter P
112	50	18,50	2,7027	19,3784	38,76	196 CHERNOGOROV, Alexander A
113	48	17,77	2,7012	19,3675	38,73	122 ARTAL, Audrey A
114	50	18,52	2,6998	19,3575	38,71	200 MARYE, Christophe C
115	50	18,53	2,6983	19,3470	38,69	386 LAMISCARRE, Joel J
116	50	18,58	2,6911	19,2949	38,59	179 BAUSCH, Pierre P
117	48	17,92	2,6786	19,2054	38,41	309 CAUDRELIER, Christian C
118	50	18,93	2,6413	18,9382	37,88	458 ALIANI, FEDERICO F
119	50	19,21	2,6028	18,6622	37,32	230 PASERO, Damien D
120	50	19,45	2,5707	18,4319	36,86	350 BOHAIN, JEAN-LUC J
121	50	19,48	2,5667	18,4035	36,81	285 POLO, Bruno B
122	50	19,64	2,5458	18,2536	36,51	134 SIMSON, James J
123	48	19,01	2,5250	18,1042	36,21	287 RIOU, Sylvain
124	50	19,99	2,5013	17,9340	35,87	346 MONTALE, Andrea A
125	44	17,66	2,4915	17,8641	35,73	367 CHAUME, Thierry T
126	50	20,92	2,3901	17,1367	34,27	373 LOUVIER, Sebastien S
127	48	20,66	2,3233	16,6583	33,32	130 PAYRAULT, Christian C
128	48	20,86	2,3011	16,4986	33,00	94 BURKHALTER, Christine C
129	46	20,20	2,2772	16,3277	32,66	204 PITTIER, Alain A
130	50	22,03	2,2696	16,2733	32,55	352 GUILHOT, Patrick P
131	50	22,70	2,2026	15,7929	31,59	343 JUHEL, Julien J
132	48	21,86	2,1958	15,7438	31,49	182 EAP, Christophe C
133	50	22,83	2,1901	15,7030	31,41	152 ARENA, Gyl G
134	48	21,98	2,1838	15,6579	31,32	292 CHICA, Christian C
135	48	22,02	2,1798	15,6294	31,26	155 CALLE, Xavier X
136	50	23,23	2,1524	15,4326	30,87	224 BRIDE, Martial M
137	44	20,88	2,1073	15,1092	30,22	173 PHELPS, MIKAYLA M
138	50	24,02	2,0816	14,9251	29,85	197 JEANJEAN, Jerome J

PRODUCTION -- Overall Stage Results**CHAMPIONNAT DE FRANCE HANDGUN 2014**

Printed mai 26, 2014 at 8:24

**Stage 12 -- STAGE 12**

	PTS	TIME	HIT FACTOR	STAGE POINTS	STAGE PERCENT	COMPETITOR # Name
139	46	22,24	2,0683	14,8300	29,66	220 PLAIT, Antoine A
140	48	23,69	2,0262	14,5276	29,06	400 MERLIER, Andre A
141	50	25,28	1,9778	14,1812	28,36	272 MALLET, Nicolas N
142	50	25,33	1,9739	14,1532	28,31	332 RUINI, Claudio C
143	50	25,39	1,9693	14,1197	28,24	438 DARTOIS, Jean
144	46	23,38	1,9675	14,1069	28,21	228 FOURNIER, Anne A
145	50	25,45	1,9646	14,0864	28,17	239 BUSSER, Celine C
146	50	25,58	1,9547	14,0149	28,03	165 ALEXANDRE, Jean Marc J
147	48	24,59	1,9520	13,9959	27,99	283 FERNANDES, Olivier O
148	50	25,63	1,9508	13,9875	27,98	415 NOUET, CHARLOTTE C
149	50	25,72	1,9440	13,9386	27,88	348 VERLINDE, Camille C
150	50	25,81	1,9372	13,8900	27,78	371 LAPP, Pascal P
151	48	24,99	1,9208	13,7719	27,54	335 CANEPA, Carlo C
152	50	26,11	1,9150	13,7304	27,46	338 DUCHESNE, Frédéric F
153	50	26,54	1,8839	13,5079	27,02	125 DEMARET, Christian C
154	50	27,21	1,8376	13,1753	26,35	193 THOMAS, Jean-luc J
155	46	25,65	1,7934	12,8585	25,72	461 FOURNIER, ALEXANDRE A
156	50	28,79	1,7367	12,4522	24,90	452 CARRACEDO-GUERRA, MARIA M
157	46	26,54	1,7332	12,4273	24,85	223 WOHLNER, Jean-philippe J
158	50	28,86	1,7325	12,4220	24,84	275 BOUTIN, Julie J
159	50	30,99	1,6134	11,5682	23,14	195 BRUNO, Alfonsino
160	48	31,22	1,5375	11,0237	22,05	331 REPLICA, Giorgio G
161	42	28,69	1,4639	10,4963	20,99	365 BUFFIN, Dominique D
162	50	34,57	1,4463	10,3703	20,74	198 JOUY, Jean-claude
163	48	33,29	1,4419	10,3382	20,68	439 DE-RONGE, Charles
164	35	24,32	1,4391	10,3187	20,64	360 PLANO, Olivier O
165	46	32,52	1,4145	10,1421	20,28	426 BEZOT, Patrick P
166	48	34,46	1,3929	9,9872	19,97	286 PRIEUR, Perrine P
167	50	36,68	1,3631	9,7737	19,55	146 JOSI, Maggie M
168	46	34,20	1,3450	9,6439	19,29	368 DUJARDIN, Yves Y
169	50	37,93	1,3182	9,4516	18,90	447 GIBNEY, Jim J
170	48	37,11	1,2935	9,2741	18,55	190 PHELPS, David D
171	50	39,92	1,2525	8,9805	17,96	67 COLLIN, Anne A
172	46	40,60	1,1330	8,1236	16,25	118 PRIBILINCOVA, HANA H
173	46	41,93	1,0971	7,8660	15,73	339 FEDERICI, Giulia G
174	31	28,44	1,0900	7,8154	15,63	55 CORNUT, Pierre P
175	46	43,30	1,0624	7,6171	15,23	128 LESAINE, Claudine C
176	46	44,44	1,0351	7,4217	14,84	107 VERITE, Isabelle I
177	50	52,53	0,9518	6,8247	13,65	429 FREDEZ, JEAN-MAURICE J
178	46	49,38	0,9316	6,6792	13,36	119 SARIK, Raido R
179	35	38,80	0,9021	6,4678	12,94	395 DENOYELLES, Marie-Claude M
180	48	61,68	0,7782	5,5798	11,16	124 BELLOT, Mathieu M
181	18	28,41	0,6336	4,5428	9,09	315 DURO, Jeremie J
182	48	86,87	0,5525	3,9618	7,92	180 CLAVEL, Victorien V
183	5	60,14	0,0831	0,5961	1,19	229 GILANT, Christophe C
184	0	57,34	0,0000	0,0000	0,00	79 AGRINIER, Pascal P

PRODUCTION -- Overall Stage Results

CHAMPIONNAT DE FRANCE HANDGUN 2014

Printed mai 26, 2014 at 8:24




Stage 12 -- STAGE 12

	PTS	TIME	HIT FACTOR	STAGE POINTS	STAGE PERCENT	COMPETITOR # Name
185	0	16,14	0,0000	0,0000	0,00	388 MUNIER, Philippe P
186	0	36,02	0,0000	0,0000	0,00	142 CORTEZ, Carl C

CLASSIC -- Overall Stage Results
CHAMPIONNAT DE FRANCE HANDGUN 2014

Printed mai 26, 2014 at 8:24



Stage 12 -- STAGE 12

	PTS	TIME	HIT FACTOR	STAGE POINTS	STAGE PERCENT	COMPETITOR # Name
1	48	7,62	6,2992	50,0000	100,00	31 HOBDELL, Angus A
2	50	9,81	5,0968	40,4562	80,91	232 PICHENOT, Christophe C
3	48	10,14	4,7337	37,5740	75,15	344 LES-ORTIZ, Jabier
4	46	10,00	4,6000	36,5125	73,03	30 GERARD, Joël J
5	50	12,37	4,0420	32,0837	64,17	36 NESTOLAT, Michel M
6	50	12,51	3,9968	31,7246	63,45	32 KUMMER, Patrick P
7	50	12,62	3,9620	31,4481	62,90	29 BOIT, Julien
8	48	12,31	3,8993	30,9505	61,90	34 MELEY, Philippe P
9	48	13,03	3,6838	29,2402	58,48	247 LANET, Luc L
10	48	13,21	3,6336	28,8418	57,68	39 PERROT, Laurent L
11	48	13,51	3,5529	28,2013	56,40	27 ALTUNA, Denis D
12	50	14,13	3,5386	28,0874	56,17	455 SANCHEZ-LUMBRERAS, JOSE-A J
13	49	14,69	3,3356	26,4764	52,95	133 SENCE, Jean-marc J
14	48	14,49	3,3126	26,2940	52,59	126 HAPIAK, Pierre-françois P
15	48	14,90	3,2215	25,5705	51,14	57 ESPILEZ-ELIPE, Jose-Luis
16	50	15,97	3,1309	24,8513	49,70	448 LAMOUREUX, NICOLAS N
17	49	17,69	2,7699	21,9863	43,97	64 BERRETTA, Maurizio M
18	50	19,64	2,5458	20,2075	40,41	437 SENDELIN, PHILIPPE P
19	48	23,86	2,0117	15,9681	31,94	99 DAZZI, GEORGES G
20	49	27,66	1,7715	14,0614	28,12	326 FAVETO, Pierluigi P
21	50	28,80	1,7361	13,7804	27,56	362 SANGUINETTI, Rodolphe R
22	48	32,73	1,4665	11,6407	23,28	95 CHABOT, Romain R
23	48	45,91	1,0455	8,2988	16,60	136 TERKI, Sébastien S
24	49	47,78	1,0255	8,1402	16,28	440 GOUSSE, Jean-René
25	34	73,76	0,4610	3,6588	7,32	274 MASSAGUER-SALGADO, Enrique E

REVOLVER -- Overall Stage Results
CHAMPIONNAT DE FRANCE HANDGUN 2014

Printed mai 26, 2014 at 8:24



Stage 12 -- STAGE 12

	PTS	TIME	HIT FACTOR	STAGE POINTS	STAGE PERCENT	COMPETITOR # Name
1	50	16,47	3,0358	50,0000	100,00	143 DECARPIGNIES, Pascal P
2	50	21,96	2,2769	37,5000	75,00	450 TOURNIER, PASCAL P
3	48	23,60	2,0339	33,4983	67,00	91 SCHMOCKER, Ernst E
4	50	25,42	1,9670	32,3957	64,79	203 PHOTION, David D
5	50	26,75	1,8692	30,7850	61,57	427 MACIOCI, PATRICK P
6	50	32,64	1,5319	25,2298	50,46	62 SCHEKIN, Oleg O
7	50	33,59	1,4885	24,5162	49,03	192 SIMON, Bernard B
8	46	31,93	1,4407	23,7275	47,46	419 BIZET, MATHIAS M
9	35	26,70	1,3109	21,5899	43,18	430 ITANI, MARWAN M
10	46	57,17	0,8046	13,2521	26,50	431 TRAVERS, SANDRINE S
11	18	35,35	0,5092	8,3864	16,77	460 DESROCHES, JOCELYNE J

OPEN -- Overall Stage Results
CHAMPIONNAT DE FRANCE HANDGUN 2014

Printed mai 26, 2014 at 8:24



Stage 13 -- STAGE 13

	PTS	TIME	HIT FACTOR	STAGE POINTS	STAGE PERCENT	COMPETITOR # Name
1	55	6,83	8,0527	60,0000	100,00	18 DRUMMOND, Bill B
2	58	7,48	7,7540	57,7744	96,29	58 ESPILEZ-URBON, Ivan I
3	54	7,67	7,0404	52,4575	87,43	22 OBRIOT, Emile E
4	59	8,66	6,8129	50,7625	84,60	25 SZAKACS, Alex A
5	56	8,56	6,5421	48,7443	81,24	102 GRASSO, Bruno B
6	58	9,02	6,4302	47,9105	79,85	345 MALANDA-RUIZ, Rakel R
7	57	8,89	6,4117	47,7730	79,62	355 MARTIN, Patrice P
8	58	9,12	6,3596	47,3852	78,98	26 TARRADE, Alain A
9	56	8,81	6,3564	47,3611	78,94	21 OBRIOT, Thierry
10	58	9,34	6,2098	46,2690	77,12	20 GIBERT, Philippe P
11	53	8,58	6,1772	46,0254	76,71	17 DEVILLE, Remy
12	60	9,89	6,0667	45,2027	75,34	176 SCHNEIDER, Patrik P
13	52	8,66	6,0046	44,7399	74,57	290 BOUCHOUCHA, Marc M
14	56	9,42	5,9448	44,2942	73,82	98 CZYKAJLO, JEROME J
15	55	9,27	5,9331	44,2071	73,68	342 HORACI, BERNABE-PARDO B
16	54	9,26	5,8315	43,4502	72,42	319 PESTIAUX, Thierry T
17	46	8,03	5,7285	42,6827	71,14	104 MEIER, Dominic
18	52	9,08	5,7269	42,6704	71,12	336 CASTRILLO, ALBERTO A
19	55	9,66	5,6936	42,4224	70,70	273 MARTINEZ-DE-LAS-HERAS, Maria M
20	52	9,89	5,2578	39,1757	65,29	90 OGANESSIAN, Sarkis S
21	59	11,37	5,1891	38,6635	64,44	73 PETTENATI, Simonetta S
22	50	9,73	5,1387	38,2883	63,81	297 HAZAN, Albert A
23	50	9,77	5,1177	38,1316	63,55	253 BIZOUARN, Eric E
24	56	11,14	5,0269	37,4552	62,43	166 BETSCHART, Bruno B
25	53	10,63	4,9859	37,1494	61,92	42 CANETTA, Irene I
26	57	11,55	4,9351	36,7707	61,28	356 MARTIN, Olivia O
27	48	10,65	4,5070	33,5816	55,97	234 RENAUD, Patrick P
28	43	9,58	4,4885	33,4435	55,74	78 AGRINIER, Didier D
29	40	8,95	4,4693	33,3002	55,50	19 EGRET, Sebastien S
30	57	12,89	4,4220	32,9482	54,91	189 MONTARGOT, Renaud R
31	46	10,52	4,3726	32,5800	54,30	372 LOPEZ, Christophe C
32	50	11,47	4,3592	32,4800	54,13	87 GOUGIS, Rémi R
33	35	8,13	4,3050	32,0765	53,46	77 TODARO, Giuseppe G
34	58	13,48	4,3027	32,0588	53,43	376 VERDON, James J
35	49	11,39	4,3020	32,0540	53,42	445 MEUNIER, GERARD G
36	52	12,09	4,3011	32,0469	53,41	424 ASTORG, GERARD G
37	49	11,48	4,2683	31,8027	53,00	139 BELLONI, Philippe P
38	50	11,78	4,2445	31,6252	52,71	399 MARCAND, Mickael M
39	51	12,23	4,1701	31,0708	51,78	433 DESAUGERE, Jean-francois J
40	41	10,09	4,0634	30,2762	50,46	258 GIL-JIMENEZ, Mikael M
41	54	13,31	4,0571	30,2291	50,38	151 ZANARDI, Annamaria A
42	45	11,16	4,0323	30,0440	50,07	103 LELEU, CHRISTIAN C
43	37	9,24	4,0043	29,8359	49,73	93 BALES, Daniel
44	45	11,27	3,9929	29,7507	49,58	301 PELLEGRINI, Jean-François J
45	38	9,74	3,9014	29,0693	48,45	132 RANDAXHE, Patrick P
46	43	11,07	3,8844	28,9421	48,24	226 DESAGNEAUX, Jean-Luc J

OPEN -- Overall Stage Results
CHAMPIONNAT DE FRANCE HANDGUN 2014

Printed mai 26, 2014 at 8:24



Stage 13 -- STAGE 13

	PTS	TIME	HIT FACTOR	STAGE POINTS	STAGE PERCENT	COMPETITOR # Name
47	49	12,65	3,8735	28,8612	48,10	254 CABLE, Nathalie N
48	48	12,44	3,8585	28,7495	47,92	46 DEMANET, Jean-michel J
49	56	14,91	3,7559	27,9846	46,64	205 SALLET, Gauthier G
50	47	12,62	3,7242	27,7490	46,25	374 MABILAIS, Gregory G
51	49	13,62	3,5977	26,8058	44,68	158 HELAIEM, Stephane
52	50	13,96	3,5817	26,6866	44,48	432 WOLAN, Joseph J
53	43	12,15	3,5391	26,3695	43,95	369 GATEAU, Phiippe
54	56	16,03	3,4934	26,0294	43,38	85 DEVILLE, Pauline P
55	40	11,65	3,4335	25,5825	42,64	435 GRANDGERARD, Hervé
56	42	12,42	3,3816	25,1963	41,99	428 MILLOT, PATRICK P
57	31	9,85	3,1472	23,4496	39,08	144 HAAS, Peter P
58	36	11,56	3,1142	23,2035	38,67	60 PENALVA-PASQUET, Pierre-jean P
59	44	14,85	2,9630	22,0768	36,79	393 DELDO, Nicolas
60	48	16,60	2,8916	21,5448	35,91	245 GUINCHARD, Patrick P
61	40	14,90	2,6846	20,0024	33,34	302 RENOUX, Gilles G
62	26	9,80	2,6531	19,7677	32,95	140 BELLONI, Francois F
63	28	11,04	2,5362	18,8972	31,50	84 DEVILLE, Jacques
64	32	13,20	2,4242	18,0628	30,10	444 HUET, MICHEL M
65	48	19,91	2,4108	17,9630	29,94	240 CHARPENTIER, Bernard
66	27	11,25	2,4000	17,8822	29,80	421 LAUREMBOURLE, JACQUES J
67	45	19,00	2,3684	17,6469	29,41	59 ETOURNEAU, Helene H
68	32	14,18	2,2567	16,8145	28,02	291 CERVELLO, Richard R
69	47	23,50	2,0000	14,9018	24,84	111 DEMANGEOT, Laurent L
70	52	26,69	1,9483	14,5166	24,19	237 BUFFARD, Francois F
71	33	17,82	1,8519	13,7980	23,00	148 NOWAK, Hubert
72	28	15,50	1,8065	13,4597	22,43	441 LASBLEIS, MICHEL M
73	27	18,71	1,4431	10,7523	17,92	129 PANE, Bernard B
74	16	12,24	1,3072	9,7398	16,23	364 BOVIN, Loic L
75	18	13,82	1,3025	9,7045	16,17	446 PITOT-AIMARETTI, Robert R
76	23	18,55	1,2399	9,2383	15,40	186 IOZZO, Fabrice F
77	12	10,70	1,1215	8,3562	13,93	138 AIELLO, Jean J
78	20	17,99	1,1117	8,2834	13,81	149 RIEDI, Serenella S
79	21	19,38	1,0836	8,0737	13,46	383 CONNOUE, Gerard
80	9	12,80	0,7031	5,2389	8,73	257 GIL-JIMENEZ, Pierre P
81	2	13,24	0,1511	1,1255	1,88	333 SAARBACH, Stafford S
82	0	13,86	0,0000	0,0000	0,00	330 PERNIGOTTI, Gerolamo G
83	0	15,18	0,0000	0,0000	0,00	436 SAUTOUR, JACQUES J

STANDARD -- Overall Stage Results
CHAMPIONNAT DE FRANCE HANDGUN 2014

Printed mai 26, 2014 at 8:24




Stage 13 -- STAGE 13

	PTS	TIME	HIT FACTOR	STAGE POINTS	STAGE PERCENT	COMPETITOR # Name
1	58	8,66	6,6975	60,0000	100,00	47 JAIME-DIAZ, Juan-Carlos
2	53	9,12	5,8114	52,0622	86,77	51 POIRET, Jerome
3	53	9,16	5,7860	51,8348	86,39	49 MIDGLEY, GREGORY G
4	53	9,16	5,7860	51,8348	86,39	392 COSTA, Luis L
5	56	10,22	5,4795	49,0883	81,81	50 PESCE, Fabrizio F
6	55	10,80	5,0926	45,6226	76,04	321 SAUDEMONT, Tom T
7	59	11,75	5,0213	44,9837	74,97	168 BROSCH, Hampi
8	53	11,00	4,8182	43,1643	71,94	271 IBANEZ, Gorka G
9	53	11,29	4,6944	42,0555	70,09	44 CUTAYA, Christian C
10	55	11,76	4,6769	41,8983	69,83	296 GUINTOLI, Gilles G
11	54	11,84	4,5608	40,8586	68,10	340 FERRERO-POZA, Carlos
12	50	11,04	4,5290	40,5735	67,62	284 GUILLAUME, Bertrand B
13	50	11,28	4,4326	39,7102	66,18	48 MARCHAL, Florian F
14	48	10,83	4,4321	39,7058	66,18	442 BELLON-ESBELIN, Yann Y
15	51	11,54	4,4194	39,5918	65,99	115 LAPEYRE, Franck F
16	57	13,10	4,3511	38,9803	64,97	403 SAMPAIO, Mauricio M
17	46	11,16	4,1219	36,9262	61,54	293 DIEU, Steeve S
18	52	12,84	4,0498	36,2810	60,47	306 WAVRANT, Xavier X
19	57	14,10	4,0426	36,2157	60,36	443 GOY, PHILIPPE P
20	48	12,27	3,9120	35,0459	58,41	80 BEAUNIER, François F
21	44	11,61	3,7898	33,9517	56,59	408 FELT, OLIVIER O
22	48	12,92	3,7152	33,2828	55,47	53 ZOLLA, Luca
23	51	13,73	3,7145	33,2767	55,46	363 VANDENABEELLE, Christian C
24	51	13,93	3,6612	32,7990	54,66	377 WERBROUCK, Florent F
25	48	13,35	3,5955	32,2108	53,68	358 MEUNIER, ALAIN A
26	43	12,03	3,5744	32,0217	53,37	260 LAMY, Jean-Michel
27	52	14,82	3,5088	31,4338	52,39	137 VANDAL, Olivier O
28	55	16,07	3,4225	30,6611	51,10	45 DA-ROS, Philippe P
29	55	16,19	3,3972	30,4339	50,72	409 FONDER, Anne-valérie
30	51	15,13	3,3708	30,1976	50,33	255 CABLE, Xavier X
31	52	15,57	3,3398	29,9196	49,87	175 RACLOT, Gerard G
32	53	15,89	3,3354	29,8809	49,80	303 ROTON, Patrick P
33	40	12,40	3,2258	28,8988	48,16	227 FLEISCHER, ALEXANDER A
34	49	15,60	3,1410	28,1393	46,90	212 DESTREBECK, Marian M
35	56	18,10	3,0939	27,7173	46,20	38 PERROT, Manuela M
36	41	13,47	3,0438	27,2683	45,45	101 GOLI, GERARD G
37	56	18,72	2,9915	26,7993	44,67	82 CARRIER, Philippe P
38	41	13,74	2,9840	26,7324	44,55	217 LEVIS, Luca L
39	39	13,27	2,9390	26,3290	43,88	459 GUBIN, YLIA Y
40	44	15,05	2,9236	26,1913	43,65	250 OTERO, MARK M
41	51	17,70	2,8814	25,8130	43,02	261 PROMIS, Stephan S
42	54	19,04	2,8361	25,4078	42,35	266 BUSSY, Isabelle I
43	39	13,95	2,7957	25,0456	41,74	43 COLOMBINI, Jean Pierre J
44	32	11,51	2,7802	24,9067	41,51	109 BISIOU, Stéphane S
45	50	18,06	2,7685	24,8024	41,34	417 WEBER, MATTHIAS M
46	49	18,22	2,6894	24,0929	40,15	268 GOUTTEBESSIS, Francis F

STANDARD -- Overall Stage Results
CHAMPIONNAT DE FRANCE HANDGUN 2014

Printed mai 26, 2014 at 8:24




Stage 13 -- STAGE 13

	PTS	TIME	HIT FACTOR	STAGE POINTS	STAGE PERCENT	COMPETITOR # Name
47	42	16,52	2,5424	22,7762	37,96	242 COQUELLE, Philippe P
48	54	21,85	2,4714	22,1403	36,90	221 ROSSIGNOL, Bernard B
49	35	14,47	2,4188	21,6691	36,12	68 FORMENTO, Federico-Maria
50	42	17,79	2,3609	21,1502	35,25	248 NATALIZIO, Silvain S
51	23	10,08	2,2817	20,4413	34,07	404 SILVA, Manuel M
52	35	16,05	2,1807	19,5359	32,56	390 PEPY, Pascal P
53	36	16,88	2,1327	19,1061	31,84	418 WEBER, DIDIER D
54	36	17,26	2,0857	18,6854	31,14	121 TRUONG-VINH-TONG, Andre
55	23	12,71	1,8096	16,2115	27,02	457 LOPUNOV, SERGEY S
56	39	22,58	1,7272	15,4733	25,79	108 BACH, Lucas L
57	40	23,26	1,7197	15,4060	25,68	66 CABONA, Carolina
58	27	16,16	1,6708	14,9680	24,95	33 MARTIN-PRIVAT, Pierre P
59	24	14,47	1,6586	14,8588	24,76	279 CARTIER, Serge S
60	31	18,77	1,6516	14,7958	24,66	127 HOCQUET, Serge
61	26	17,00	1,5294	13,7014	22,84	215 GUASTELLA, Vincenzo V
62	44	29,97	1,4681	13,1525	21,92	246 KOCH, Pascal P
63	59	40,66	1,4511	12,9995	21,67	209 TRUONG, Phung P
64	36	25,25	1,4257	12,7727	21,29	264 BLONDIAUX, SOPHIE S
65	18	13,78	1,3062	11,7021	19,50	252 BIZOUARN, Mireille M
66	22	18,00	1,2222	10,9494	18,25	97 CLOT, Jean-marc J
67	32	26,81	1,1936	10,6929	17,82	110 DAGORNO, Paul P
68	23	19,58	1,1747	10,5234	17,54	320 PORREYE, Xavier
69	27	23,87	1,1311	10,1333	16,89	249 NERI, Christian C
70	16	14,33	1,1165	10,0026	16,67	244 EDO, Damia D
71	22	20,24	1,0870	9,7376	16,23	214 FONTAINE, Frederic F
72	18	23,44	0,7679	6,8795	11,47	114 JOACHIM, Eric E
73	7	15,80	0,4430	3,9690	6,62	41 WURSTER, Sabine S
74	7	17,49	0,4002	3,5855	5,98	147 MACHET, Christophe C
75	12	33,26	0,3608	3,2322	5,39	425 BERTRAND, Elian E
76	8	26,33	0,3038	2,7220	4,54	263 RAOUL, Eric E
77	4	15,72	0,2545	2,2795	3,80	262 RAOUL, Catherine C
78	3	33,09	0,0907	0,8122	1,35	381 CAMUGLI, JEAN-PIERRE J
79	1	13,58	0,0736	0,6597	1,10	172 MOURGUES, Jacques J
80	0	15,72	0,0000	0,0000	0,00	423 TREUSSARD, FRANCOIS F
81	0	12,55	0,0000	0,0000	0,00	304 SENDOU, Frederic F
82	0	37,57	0,0000	0,0000	0,00	334 BARILLARI, Giampaolo G
83	0	19,81	0,0000	0,0000	0,00	37 NESTOLAT, Vincent V

PRODUCTION -- Overall Stage Results
CHAMPIONNAT DE FRANCE HANDGUN 2014

Printed mai 26, 2014 at 8:24



Stage 13 -- STAGE 13

	PTS	TIME	HIT FACTOR	STAGE POINTS	STAGE PERCENT	COMPETITOR # Name
1	56	8,68	6,4516	60,0000	100,00	6 GRAUFFEL, Eric
2	54	9,69	5,5728	51,8266	86,38	8 HELLER, Peter P
3	54	9,93	5,4381	50,5740	84,29	4 CARRIE, Stéphane S
4	46	8,61	5,3426	49,6864	82,81	15 ZAPLETAL, Miroslav M
5	56	10,68	5,2434	48,7640	81,27	406 DAGUENEL, LAETITIA L
6	54	10,46	5,1625	48,0115	80,02	7 GUICHARD, Louis L
7	50	9,93	5,0352	46,8278	78,05	150 SCHRANER, Remo R
8	54	10,81	4,9954	46,4570	77,43	410 GUSHIN, MICKAIL M
9	48	9,79	4,9030	45,5976	76,00	411 GUSHINA, MARIA M
10	48	10,14	4,7337	44,0237	73,37	394 DENOYELLES, Morgan M
11	56	11,86	4,7218	43,9123	73,19	213 DONOFRIO, Ciriaco C
12	48	10,23	4,6921	43,6364	72,73	11 RIBAS, Guga
13	54	11,92	4,5302	42,1309	70,22	405 BURGADA, LAURENT L
14	52	11,77	4,4180	41,0875	68,48	314 DONOT, Marc M
15	54	12,30	4,3902	40,8293	68,05	401 RAMOS, Miguel
16	54	12,63	4,2755	39,7625	66,27	359 NASSO, Michel M
17	46	10,78	4,2672	39,6846	66,14	396 JOAO, Manuel
18	52	12,69	4,0977	38,1088	63,51	75 ROI, Harel H
19	46	11,25	4,0889	38,0267	63,38	12 SAGON, Aurélien A
20	52	12,77	4,0720	37,8700	63,12	407 FELT, BAPTISTE B
21	46	11,43	4,0245	37,4278	62,38	398 LERETRIF, Nicolas N
22	48	11,95	4,0167	37,3557	62,26	278 CARDOT, Thierry T
23	37	9,37	3,9488	36,7236	61,21	170 GARCIA, Frank F
24	44	11,38	3,8664	35,9578	59,93	5 GOUGIS, Christophe C
25	46	12,11	3,7985	35,3262	58,88	397 JORGE, Paulo P
26	54	14,34	3,7657	35,0209	58,37	145 JOSI, Oliver O
27	48	12,75	3,7647	35,0118	58,35	154 BOITTIAUX, Bertrand
28	50	13,30	3,7594	34,9624	58,27	74 RODRIGUEZ-PINTOR, JUAN J
29	48	12,92	3,7152	34,5511	57,59	9 LAVERGNE, Mathieu M
30	44	11,94	3,6851	34,2714	57,12	3 BURGADA, Luc L
31	44	11,95	3,6820	34,2427	57,07	65 BORRALLO, JUAN J
32	46	12,84	3,5826	33,3178	55,53	269 GUTIERREZ, Jorge J
33	48	13,41	3,5794	33,2886	55,48	89 MEICHTRY, Markus M
34	38	10,69	3,5547	33,0589	55,10	1 AMARO, Dominique D
35	56	15,76	3,5533	33,0457	55,08	210 ARMENDARIZ, Sebastien S
36	54	15,36	3,5156	32,6953	54,49	318 GRANDE, Freddy F
37	52	14,83	3,5064	32,6096	54,35	162 PEREZ, Guillaume G
38	50	14,52	3,4435	32,0248	53,37	346 MONTALE, Andrea A
39	52	15,14	3,4346	31,9419	53,24	167 BOUCAUT, Jean Louis J
40	48	14,02	3,4237	31,8402	53,07	259 JOURDE, Philippe P
41	46	13,47	3,4150	31,7595	52,93	2 BACULARD, Patrick
42	42	12,30	3,4146	31,7561	52,93	83 CASSIGNAC, Jean-paul J
43	52	15,42	3,3722	31,3619	52,27	231 PICARD, Nicolas N
44	48	14,32	3,3520	31,1732	51,96	86 FRICKER, Claudia C
45	52	15,57	3,3398	31,0597	51,77	243 COUPE, Laurent L
46	48	14,41	3,3310	30,9785	51,63	105 NEUMANN, Julien J

PRODUCTION -- Overall Stage Results**CHAMPIONNAT DE FRANCE HANDGUN 2014**

Printed mai 26, 2014 at 8:24

**Stage 13 -- STAGE 13**

	PTS	TIME	HIT FACTOR	STAGE POINTS	STAGE PERCENT	COMPETITOR # Name
47	46	13,81	3,3309	30,9776	51,63	220 PLAIT, Antoine A
48	52	15,63	3,3269	30,9405	51,57	238 BUSSER, Alain A
49	39	11,74	3,3220	30,8944	51,49	94 BURKHALTER, Christine C
50	48	14,56	3,2967	30,6593	51,10	177 UJEVIC, Christophe C
51	56	17,02	3,2902	30,5993	51,00	161 MOURICE, Benoit B
52	54	16,90	3,1953	29,7160	49,53	116 MOINE, Christian C
53	54	17,07	3,1634	29,4200	49,03	88 LATREILLE, Philippe P
54	40	12,76	3,1348	29,1536	48,59	343 JUHEL, Julien J
55	46	14,71	3,1271	29,0823	48,47	307 BALLIERE, Guillaume G
56	52	16,85	3,0861	28,7003	47,83	178 VACHER, Benoit B
57	38	12,35	3,0769	28,6154	47,69	461 FOURNIER, ALEXANDRE A
58	52	17,04	3,0516	28,3803	47,30	54 CANTOS, Francisco F
59	52	17,21	3,0215	28,0999	46,83	458 ALIANI, FEDERICO F
60	42	14,81	2,8359	26,3741	43,96	276 BOUTIN, Herve H
61	35	12,37	2,8294	26,3137	43,86	347 SALINAS-LAGUNA, Vicente V
62	35	12,39	2,8249	26,2712	43,79	135 SOUL, Emmanuel E
63	52	18,41	2,8246	26,2683	43,78	199 MARYE, Georges G
64	41	14,57	2,8140	26,1702	43,62	251 BERGAMASCO, Nicolas N
65	54	19,23	2,8081	26,1154	43,53	233 RAPHOZ, Dominic D
66	50	17,86	2,7996	26,0358	43,39	188 MEUNIER, Pierre P
67	39	14,07	2,7719	25,7783	42,96	200 MARYE, Christophe C
68	50	18,10	2,7624	25,6906	42,82	277 CARDOEN, Vincent V
69	54	19,59	2,7565	25,6355	42,73	241 CLIN, Robert R
70	54	19,67	2,7453	25,5313	42,55	387 MONTURY, ROBERT R
71	29	10,66	2,7204	25,3002	42,17	134 SIMSON, James J
72	44	16,35	2,6911	25,0275	41,71	415 NOUET, CHARLOTTE C
73	50	18,63	2,6838	24,9597	41,60	198 JOUY, Jean-claude
74	33	12,45	2,6506	24,6506	41,08	299 LEGAL, Eric E
75	41	15,67	2,6165	24,3331	40,56	368 DUJARDIN, Yves Y
76	40	15,30	2,6144	24,3137	40,52	106 ORLANDINI, Alberto A
77	40	15,43	2,5924	24,1089	40,18	329 OBERTI, Claudio C
78	50	19,75	2,5316	23,5443	39,24	370 GRAUFFEL, Gerard G
79	48	19,52	2,4590	22,8689	38,11	416 NYCZ, MARGAUX M
80	54	22,18	2,4346	22,6420	37,74	131 POUJOL, Marc M
81	44	18,24	2,4123	22,4342	37,39	384 DALLEAU, Eric E
82	33	13,69	2,4105	22,4178	37,36	308 BROCHARD, Pierre P
83	25	10,46	2,3901	22,2275	37,05	317 GHJISELINK, Maxime M
84	44	18,47	2,3822	22,1548	36,92	456 MAZY, LAURENT L
85	36	15,15	2,3762	22,0990	36,83	357 MELISSA, Aurelie A
86	40	16,95	2,3599	21,9469	36,58	141 BRULTEY, Pascal P
87	31	14,07	2,2033	20,4904	34,15	164 TEISSIER, Philippe P
88	25	11,45	2,1834	20,3057	33,84	332 RUINI, Claudio C
89	39	18,13	2,1511	20,0055	33,34	204 PITTIER, Alain A
90	29	13,53	2,1434	19,9335	33,22	153 BECRET, Jean-guy J
91	50	23,88	2,0938	19,4724	32,45	122 ARTAL, Audrey A
92	37	17,69	2,0916	19,4517	32,42	191 PREDOVICH, Dan D

PRODUCTION -- Overall Stage Results
CHAMPIONNAT DE FRANCE HANDGUN 2014

Printed mai 26, 2014 at 8:24



Stage 13 -- STAGE 13

	PTS	TIME	HIT FACTOR	STAGE POINTS	STAGE PERCENT	COMPETITOR # Name
	93	50	23,95	2,0877	19,4155	32,36 439 DE-RONGE, Charles
	94	44	21,39	2,0570	19,1304	31,88 179 BAUSCH, Pierre P
	95	25	12,16	2,0559	19,1201	31,87 265 BUSSY, Laurent L
	96	38	18,63	2,0397	18,9694	31,62 197 JEANJEAN, Jerome J
	97	37	18,21	2,0319	18,8962	31,49 96 CLAIRE, Olivier O
	98	29	14,35	2,0209	18,7944	31,32 267 CROUZET, Stephane S
	99	29	14,41	2,0125	18,7162	31,19 40 WILLMES, Siegfried S
	100	54	26,89	2,0082	18,6761	31,13 382 CHRAPKIEWICZ, Olivier O
	101	46	23,08	1,9931	18,5355	30,89 187 JONDREVILLE, Dominique D
	102	27	13,58	1,9882	18,4904	30,82 351 GAL, Didier D
	103	29	14,64	1,9809	18,4221	30,70 280 DA-COSTA-LEIRAS, Rsaël R
	104	19	9,75	1,9487	18,1231	30,21 281 DHELIN, Herve H
	105	25	12,89	1,9395	18,0372	30,06 81 BEDROSSIAN, Marc
	106	41	21,30	1,9249	17,9014	29,84 107 VERITE, Isabelle I
	107	39	20,30	1,9212	17,8670	29,78 216 GUILMART, Nicolas N
	108	27	14,53	1,8582	17,2815	28,80 367 CHAUME, Thierry T
	109	40	21,62	1,8501	17,2063	28,68 429 FREDEZ, JEAN-MAURICE J
	110	33	18,69	1,7657	16,4205	27,37 207 SANTERRE, Sebastien S
	111	23	13,13	1,7517	16,2909	27,15 120 SIMONIN, Thierry T
	112	25	14,44	1,7313	16,1011	26,84 361 POULAIN, Renaud R
	113	29	16,84	1,7221	16,0154	26,69 194 VALANCE, Thomas T
	114	21	12,29	1,7087	15,8910	26,48 287 RIOU, Sylvain
	115	35	20,64	1,6957	15,7704	26,28 183 HAUSER, Lionel L
	116	25	15,15	1,6502	15,3465	25,58 160 MARTORELL, Damien D
	117	35	21,32	1,6417	15,2674	25,45 395 DENOYELLES, Marie-Claude M
	118	20	12,42	1,6103	14,9758	24,96 173 PHELPS, MIKAYLA M
	119	30	18,68	1,6060	14,9358	24,89 118 PRIBILINCOVA, HANA H
	120	33	20,60	1,6019	14,8981	24,83 196 CHERNOGOROV, Alexander A
	121	27	17,02	1,5864	14,7532	24,59 426 BEZOT, Patrick P
	122	48	30,62	1,5676	14,5787	24,30 119 SARIK, Raido R
	123	27	17,88	1,5101	14,0436	23,41 331 REPLICIA, Giorgio G
	124	27	18,20	1,4835	13,7967	22,99 55 CORNUT, Pierre P
	125	44	29,66	1,4835	13,7964	22,99 165 ALEXANDRE, Jean Marc J
	126	56	38,32	1,4614	13,5908	22,65 224 BRIDE, Martial M
	127	33	22,65	1,4570	13,5497	22,58 339 FEDERICI, Giulia G
	128	19	13,24	1,4350	13,3459	22,24 289 TRANCA, Germano G
	129	27	19,35	1,3953	12,9767	21,63 366 CALVAT, Jean J
	130	25	18,05	1,3850	12,8809	21,47 371 LAPP, Pascal P
	131	31	22,46	1,3802	12,8362	21,39 386 LAMISCARRE, Joel J
	132	20	14,51	1,3784	12,8187	21,36 92 WALDMANN, Daniel D
	133	27	20,07	1,3453	12,5112	20,85 447 GIBNEY, Jim J
	134	25	19,25	1,2987	12,0779	20,13 223 WOHNER, Jean-philippe J
	135	38	30,03	1,2654	11,7682	19,61 182 EAP, Christophe C
	136	27	21,37	1,2635	11,7501	19,58 222 WELTER, Tony T
	137	17	13,49	1,2602	11,7198	19,53 348 VERLINDE, Camille C
	138	27	21,54	1,2535	11,6574	19,43 275 BOUTIN, Julie J

PRODUCTION -- Overall Stage Results**CHAMPIONNAT DE FRANCE HANDGUN 2014**


Printed mai 26, 2014 at 8:24

**Stage 13 -- STAGE 13**

	PTS	TIME	HIT FACTOR	STAGE POINTS	STAGE PERCENT	COMPETITOR # Name
139	23	18,59	1,2372	11,5062	19,18	352 GUILHOT, Patrick P
140	34	27,63	1,2305	11,4441	19,07	193 THOMAS, Jean-luc J
141	17	14,15	1,2014	11,1732	18,62	335 CANEPA, Carlo C
142	19	16,08	1,1816	10,9888	18,31	322 BADI, Desiree
143	23	19,80	1,1616	10,8030	18,01	235 ROSSI, Benvenuto B
144	41	36,19	1,1329	10,5361	17,56	67 COLLIN, Anne A
145	31	28,05	1,1052	10,2781	17,13	128 LESAINE, Claudine C
146	25	22,85	1,0941	10,1751	16,96	130 PAYRAULT, Christian C
147	20	18,71	1,0689	9,9412	16,57	349 BALANDRAUX, Yves
148	25	24,08	1,0382	9,6553	16,09	438 DARTOIS, Jean
149	20	21,12	0,9470	8,8068	14,68	365 BUFFIN, Dominique D
150	14	14,79	0,9466	8,8032	14,67	391 BESSA, Ana A
151	46	51,13	0,8997	8,3669	13,94	190 PHELPS, David D
152	12	14,16	0,8475	7,8814	13,14	152 ARENA, Gyl G
153	23	28,84	0,7975	7,4168	12,36	163 SANCEAU, Thierry T
154	12	17,21	0,6973	6,4846	10,81	350 BOHAIN, JEAN-LUC J
155	15	22,17	0,6766	6,2923	10,49	155 CALLE, Xavier X
156	20	30,35	0,6590	6,1285	10,21	353 HUMILIER, Nicolas N
157	9	13,69	0,6574	6,1140	10,19	272 MALLET, Nicolas N
158	12	18,61	0,6448	5,9968	9,99	142 CORTEZ, Carl C
159	12	21,04	0,5703	5,3042	8,84	452 CARRACEDO-GUERRA, MARIA M
160	15	27,46	0,5462	5,0801	8,47	286 PRIEUR, Perrine P
161	11	20,40	0,5392	5,0147	8,36	112 EVESQUE, Michel M
162	13	24,74	0,5255	4,8868	8,14	229 GILANT, Christophe C
163	9	18,14	0,4961	4,6141	7,69	195 BRUNO, Alfonsino
164	7	14,27	0,4905	4,5620	7,60	309 CAUDRELIER, Christian C
165	8	21,20	0,3774	3,5094	5,85	201 MATTER, Sebastien S
166	6	17,27	0,3474	3,2310	5,39	316 GERARD, Emmanuel E
167	4	12,69	0,3152	2,9314	4,89	373 LOUVIER, Sebastien S
168	3	12,47	0,2406	2,2374	3,73	285 POLO, Bruno B
169	0	23,34	0,0000	0,0000	0,00	146 JOSI, Maggie M
170	0	27,13	0,0000	0,0000	0,00	180 CLAVEL, Victorien V
171	0	20,69	0,0000	0,0000	0,00	239 BUSSER, Celine C
172	0	23,97	0,0000	0,0000	0,00	230 PASERO, Damien D
173	0	24,82	0,0000	0,0000	0,00	228 FOURNIER, Anne A
174	0	16,99	0,0000	0,0000	0,00	388 MUNIER, Philippe P
175	0	21,61	0,0000	0,0000	0,00	360 PLANO, Olivier O
176	0	14,63	0,0000	0,0000	0,00	315 DURO, Jeremie J
177	0	15,83	0,0000	0,0000	0,00	338 DUCHESNE, Frédéric F
178	0	14,50	0,0000	0,0000	0,00	113 FRICOU, ERIC E
179	0	13,86	0,0000	0,0000	0,00	283 FERNANDES, Olivier O
180	0	18,59	0,0000	0,0000	0,00	305 STEVE, Peter P
181	0	20,88	0,0000	0,0000	0,00	292 CHICA, Christian C
182	0	18,77	0,0000	0,0000	0,00	385 FIGOLI, Sergio S
183	0	19,27	0,0000	0,0000	0,00	125 DEMARET, Christian C
184	0	18,05	0,0000	0,0000	0,00	124 BELLOT, Mathieu M

PRODUCTION -- Overall Stage Results
CHAMPIONNAT DE FRANCE HANDGUN 2014

Printed mai 26, 2014 at 8:24




Stage 13 -- STAGE 13

	PTS	TIME	HIT FACTOR	STAGE POINTS	STAGE PERCENT	COMPETITOR # Name
185	0	13,28	0,0000	0,0000	0,00	79 AGRINIER, Pascal P
186	0	26,62	0,0000	0,0000	0,00	400 MERLIER, Andre A

CLASSIC -- Overall Stage Results
CHAMPIONNAT DE FRANCE HANDGUN 2014

Printed mai 26, 2014 at 8:24



Stage 13 -- STAGE 13

	PTS	TIME	HIT FACTOR	STAGE POINTS	STAGE PERCENT	COMPETITOR # Name
1	56	9,74	5,7495	60,0000	100,00	32 KUMMER, Patrick P
2	54	9,52	5,6723	59,1942	98,66	31 HOBDELL, Angus A
3	48	11,44	4,1958	43,7862	72,98	36 NESTOLAT, Michel M
4	48	12,14	3,9539	41,2615	68,77	344 LES-ORTIZ, Jabier
5	48	12,67	3,7885	39,5355	65,89	232 PICHENOT, Christophe C
6	60	16,24	3,6946	38,5556	64,26	247 LANET, Luc L
7	41	11,12	3,6871	38,4770	64,13	64 BERRETTA, Maurizio M
8	39	10,70	3,6449	38,0367	63,39	99 DAZZI, GEORGES G
9	42	12,47	3,3681	35,1483	58,58	27 ALTUNA, Denis D
10	48	14,44	3,3241	34,6894	57,82	126 HAPIAK, Pierre-françois P
11	48	15,83	3,0322	31,6434	52,74	448 LAMOUREUX, NICOLAS N
12	43	14,86	2,8937	30,1976	50,33	39 PERROT, Laurent L
13	42	15,44	2,7202	28,3873	47,31	362 SANGUINETTI, Rodolphe R
14	49	18,57	2,6387	27,5363	45,89	326 FAVETO, Pierluigi P
15	43	18,10	2,3757	24,7920	41,32	440 GOUSSE, Jean-René
16	27	12,11	2,2296	23,2671	38,78	30 GERARD, Joël J
17	37	17,26	2,1437	22,3709	37,28	133 SENCE, Jean-marc J
18	23	11,24	2,0463	21,3542	35,59	29 BOIT, Julien
19	32	16,89	1,8946	19,7716	32,95	57 ESPILEZ-ELIPE, Jose-Luis
20	17	14,92	1,1394	11,8906	19,82	437 SENGELIN, PHILIPPE P
21	12	13,96	0,8596	8,9705	14,95	95 CHABOT, Romain R
22	13	15,16	0,8575	8,9488	14,91	136 TERKI, Sébastien S
23	6	17,74	0,3382	3,5296	5,88	274 MASSAGUER-SALGADO, Enrique E
24	0	12,93	0,0000	0,0000	0,00	455 SANCHEZ-LUMBRERAS, JOSE-A J
25	0	35,66	0,0000	0,0000	0,00	34 MELEY, Philippe P

REVOLVER -- Overall Stage Results
CHAMPIONNAT DE FRANCE HANDGUN 2014

Printed mai 26, 2014 at 8:24



Stage 13 -- STAGE 13

	PTS	TIME	HIT FACTOR	STAGE POINTS	STAGE PERCENT	COMPETITOR # Name
1	56	21,97	2,5489	60,0000	100,00	143 DECARPIGNIES, Pascal P
2	37	15,01	2,4650	58,0249	96,71	91 SCHMOCKER, Ernst E
3	50	20,77	2,4073	56,6666	94,44	419 BIZET, MATHIAS M
4	34	15,73	2,1615	50,8796	84,80	203 PHOTION, David D
5	48	22,87	2,0988	49,4047	82,34	427 MACIOCI, PATRICK P
6	37	17,74	2,0857	49,0955	81,83	430 ITANI, MARWAN M
7	34	19,12	1,7782	41,8586	69,76	431 TRAVERS, SANDRINE S
8	55	30,98	1,7753	41,7902	69,65	192 SIMON, Bernard B
9	38	25,42	1,4949	35,1886	58,65	450 TOURNIER, PASCAL P
10	13	19,52	0,6660	15,6768	26,13	62 SCHEKIN, Oleg O
11	0	29,09	0,0000	0,0000	0,00	460 DESROCHES, JOCELYNE J

OPEN -- Overall Stage Results
CHAMPIONNAT DE FRANCE HANDGUN 2014

Printed mai 26, 2014 at 8:24



Stage 14 -- STAGE 14

	PTS	TIME	HIT FACTOR	STAGE POINTS	STAGE PERCENT	COMPETITOR # Name
1	77	9,57	8,0460	80,0000	100,00	104 MEIER, Dominic
2	76	9,61	7,9084	78,6324	98,29	22 OBRIOT, Emile E
3	75	9,79	7,6609	76,1710	95,21	58 ESPILEZ-URBON, Ivan I
4	77	10,15	7,5862	75,4286	94,29	18 DRUMMOND, Bill B
5	74	10,12	7,3123	72,7047	90,88	17 DEVILLE, Remy
6	76	10,63	7,1496	71,0872	88,86	140 BELLONI, Francois F
7	79	11,09	7,1235	70,8283	88,54	226 DESAGNEAUX, Jean-Luc J
8	76	10,82	7,0240	69,8389	87,30	336 CASTRILLO, ALBERTO A
9	74	10,58	6,9943	69,5436	86,93	144 HAAS, Peter P
10	79	11,49	6,8755	68,3625	85,45	19 EGRET, Sebastien S
11	78	11,42	6,8301	67,9109	84,89	77 TODARO, Giuseppe G
12	72	10,73	6,7102	66,7181	83,40	258 GIL-JIMENEZ, Mikael M
13	76	11,37	6,6843	66,4606	83,08	26 TARRADE, Alain A
14	77	11,78	6,5365	64,9915	81,24	166 BETSCHAT, Bruno B
15	75	11,70	6,4103	63,7363	79,67	102 GRASSO, Bruno B
16	70	10,96	6,3869	63,5036	79,38	21 OBRIOT, Thierry
17	68	10,69	6,3611	63,2474	79,06	234 RENAUD, Patrick P
18	74	11,77	6,2872	62,5124	78,14	189 MONTARGOT, Renaud R
19	73	11,70	6,2393	62,0366	77,55	319 PESTIAUX, Thierry T
20	72	11,78	6,1121	60,7713	75,96	342 HORACI, BERNABE-PARDO B
21	70	11,47	6,1029	60,6800	75,85	139 BELLONI, Philippe P
22	75	12,33	6,0827	60,4797	75,60	25 SZAKACS, Alex A
23	77	12,81	6,0109	59,7658	74,71	20 GIBERT, Philippe P
24	75	12,51	5,9952	59,6094	74,51	46 DEMANET, Jean-michel J
25	76	12,96	5,8642	58,3069	72,88	90 OGANESSIAN, Sarkis S
26	75	12,89	5,8185	57,8521	72,32	253 BIZOUARN, Eric E
27	71	12,36	5,7443	57,1151	71,39	98 CZYKAJLO, JEROME J
28	73	12,72	5,7390	57,0620	71,33	421 LAUREMBOURLE, JACQUES J
29	70	12,20	5,7377	57,0492	71,31	132 RANDAXHE, Patrick P
30	74	13,01	5,6879	56,5543	70,69	444 HUET, MICHEL M
31	64	11,37	5,6288	55,9668	69,96	355 MARTIN, Patrice P
32	72	12,91	5,5771	55,4520	69,32	301 PELLEGRINI, Jean-François J
33	70	12,57	5,5688	55,3699	69,21	84 DEVILLE, Jacques
34	71	12,80	5,5469	55,1518	68,94	158 HELAIEM, Stephane
35	78	14,13	5,5202	54,8863	68,61	60 PENALVA-PASQUET, Pierre-jean P
36	79	14,35	5,5052	54,7377	68,42	93 BALESI, Daniel
37	75	14,12	5,3116	52,8126	66,02	78 AGRINIER, Didier D
38	65	12,31	5,2803	52,5009	65,63	345 MALANDA-RUIZ, Raket R
39	73	13,87	5,2632	52,3308	65,41	85 DEVILLE, Pauline P
40	74	14,07	5,2594	52,2936	65,37	290 BOUCHOUCHA, Marc M
41	70	13,33	5,2513	52,2131	65,27	87 GOUGIS, Rémi R
42	73	14,06	5,1920	51,6236	64,53	138 AIELLO, Jean J
43	73	14,30	5,1049	50,7572	63,45	42 CANETTA, Irene I
44	72	14,12	5,0992	50,7001	63,38	176 SCHNEIDER, Patrik P
45	78	15,30	5,0980	50,6891	63,36	376 VERDON, James J
46	76	15,28	4,9738	49,4540	61,82	205 SALLET, Gauthier G

OPEN -- Overall Stage Results
CHAMPIONNAT DE FRANCE HANDGUN 2014

Printed mai 26, 2014 at 8:24



Stage 14 -- STAGE 14

	PTS	TIME	HIT FACTOR	STAGE POINTS	STAGE PERCENT	COMPETITOR # Name
47	70	14,66	4,7749	47,4761	59,35	369 GATEAU, Phippe
48	77	16,25	4,7385	47,1138	58,89	111 DEMANGEOT, Laurent L
49	70	14,84	4,7170	46,9003	58,63	237 BUFFARD, Francois F
50	70	14,85	4,7138	46,8687	58,59	445 MEUNIER, GERARD G
51	67	14,22	4,7117	46,8475	58,56	374 MABILAIS, Gregory G
52	74	15,80	4,6835	46,5678	58,21	151 ZANARDI, Annamaria A
53	75	16,13	4,6497	46,2315	57,79	356 MARTIN, Olivia O
54	68	14,66	4,6385	46,1197	57,65	103 LELEU, CHRISTIAN C
55	77	16,73	4,6025	45,7621	57,20	73 PETTENATI, Simonetta S
56	79	17,24	4,5824	45,5618	56,95	245 GUINCHARD, Patrick P
57	72	15,82	4,5512	45,2519	56,56	297 HAZAN, Albert A
58	64	14,27	4,4849	44,5930	55,74	257 GIL-JIMENEZ, Pierre P
59	71	15,94	4,4542	44,2875	55,36	435 GRANDGERARD, Hervé
60	67	15,50	4,3226	42,9788	53,72	129 PANE, Bernard B
61	71	16,45	4,3161	42,9145	53,64	302 RENOUX, Gilles G
62	75	17,48	4,2906	42,6610	53,33	433 DESAUGERE, Jean-francois J
63	74	17,33	4,2701	42,4565	53,07	273 MARTINEZ-DE-LAS-HERAS, Maria M
64	77	18,36	4,1939	41,6993	52,12	446 PITOT-AIMARETTI, Robert R
65	73	17,54	4,1619	41,3813	51,73	372 LOPEZ, Christophe C
66	79	19,03	4,1513	41,2762	51,60	383 CONNOUE, Gerard
67	68	16,58	4,1013	40,7789	50,97	254 CABLE, Nathalie N
68	67	16,39	4,0879	40,6450	50,81	330 PERNIGOTTI, Gerolamo G
69	69	17,01	4,0564	40,3326	50,42	186 IOZZO, Fabrice F
70	72	17,84	4,0359	40,1281	50,16	364 BOVIN, Loic L
71	74	18,36	4,0305	40,0747	50,09	291 CERVELLO, Richard R
72	79	20,46	3,8612	38,3913	47,99	432 WOLAN, Joseph J
73	80	21,22	3,7700	37,4848	46,86	393 DELDO, Nicolas
74	72	19,18	3,7539	37,3246	46,66	149 RIEDI, Serenella S
75	77	20,84	3,6948	36,7370	45,92	436 SAUTOUR, JACQUES J
76	77	20,96	3,6737	36,5267	45,66	441 LASBLEIS, MICHEL M
77	75	20,80	3,6058	35,8516	44,81	428 MILLOT, PATRICK P
78	41	12,54	3,2695	32,5085	40,64	399 MARCAND, Mickael M
79	74	23,77	3,1132	30,9538	38,69	240 CHARPENTIER, Bernard
80	64	21,58	2,9657	29,4876	36,86	148 NOWAK, Hubert
81	63	35,69	1,7652	17,5511	21,94	59 ETOURNEAU, Helene H
82	45	26,43	1,7026	16,9288	21,16	333 SAARBACH, Stafford S
83	0	7,86	0,0000	0,0000	0,00	424 ASTORG, GERARD G

STANDARD -- Overall Stage Results
CHAMPIONNAT DE FRANCE HANDGUN 2014

Printed mai 26, 2014 at 8:24



Stage 14 -- STAGE 14

	PTS	TIME	HIT FACTOR	STAGE POINTS	STAGE PERCENT	COMPETITOR # Name
1	78	10,47	7,4499	80,0000	100,00	47 JAIME-DIAZ, Juan-Carlos
2	79	10,95	7,2146	77,4738	96,84	51 POIRET, Jerome
3	72	10,06	7,1571	76,8558	96,07	321 SAUDEMONT, Tom T
4	77	10,91	7,0577	75,7893	94,74	49 MIDGLEY, GREGORY G
5	72	10,72	6,7164	72,1240	90,15	404 SILVA, Manuel M
6	74	11,09	6,6727	71,6543	89,57	271 IBANEZ, Gorka G
7	72	10,84	6,6421	71,3256	89,16	45 DA-ROS, Philippe P
8	78	12,20	6,3934	68,6557	85,82	168 BROSCHE, Hampi
9	73	11,68	6,2500	67,1154	83,89	115 LAPEYRE, Franck F
10	76	12,25	6,2041	66,6223	83,28	340 FERRERO-POZA, Carlos
11	76	12,29	6,1839	66,4054	83,01	408 FELT, OLIVIER O
12	77	12,53	6,1453	65,9905	82,49	50 PESCE, Fabrizio F
13	78	12,89	6,0512	64,9806	81,23	48 MARCHAL, Florian F
14	77	12,84	5,9969	64,3973	80,50	403 SAMPAIO, Mauricio M
15	75	12,57	5,9666	64,0720	80,09	212 DESTREBECK, Marian M
16	77	13,01	5,9185	63,5558	79,44	80 BEAUNIER, François F
17	75	12,79	5,8640	62,9699	78,71	296 GUINTOLI, Gilles G
18	74	12,82	5,7722	61,9849	77,48	53 ZOLLA, Luca
19	74	12,88	5,7453	61,6961	77,12	255 CABLE, Xavier X
20	75	13,07	5,7383	61,6208	77,03	304 SENDOU, Frederic F
21	73	12,73	5,7345	61,5796	76,97	44 CUTAYA, Christian C
22	78	13,72	5,6851	61,0496	76,31	459 GUBIN, YLIA Y
23	75	13,25	5,6604	60,7837	75,98	137 VANDAL, Olivier O
24	78	13,86	5,6277	60,4329	75,54	457 LOPUNOV, SERGEY S
25	66	11,86	5,5649	59,7587	74,70	227 FLEISCHER, ALEXANDER A
26	73	13,14	5,5556	59,6581	74,57	363 VANDENABEELLE, Christian C
27	75	13,72	5,4665	58,7015	73,38	217 LEVIS, Luca L
28	76	14,17	5,3634	57,5951	71,99	82 CARRIER, Philippe P
29	70	13,29	5,2671	56,5607	70,70	418 WEBER, DIDIER D
30	77	14,64	5,2596	56,4796	70,60	303 ROTON, Patrick P
31	65	12,42	5,2335	56,1997	70,25	260 LAMY, Jean-Michel
32	75	14,36	5,2228	56,0853	70,11	248 NATALIZIO, Silvain S
33	69	13,22	5,2194	56,0480	70,06	97 CLOT, Jean-marc J
34	73	14,22	5,1336	55,1271	68,91	409 FONDER, Anne-valérie
35	79	15,39	5,1332	55,1227	68,90	147 MACHET, Christophe C
36	72	14,06	5,1209	54,9907	68,74	33 MARTIN-PRIVAT, Pierre P
37	80	16,21	4,9352	52,9967	66,25	244 EDO, Damia D
38	74	15,05	4,9169	52,8004	66,00	121 TRUONG-VINH-TONG, Andre
39	75	15,39	4,8733	52,3317	65,41	242 COQUELLE, Philippe P
40	72	14,96	4,8128	51,6824	64,60	377 WERBROUCK, Florent F
41	59	12,32	4,7890	51,4261	64,28	43 COLOMBINI, Jean Pierre J
42	68	14,35	4,7387	50,8861	63,61	306 WAVRANT, Xavier X
43	70	14,79	4,7329	50,8244	63,53	175 RACLOT, Gerard G
44	71	15,09	4,7051	50,5256	63,16	172 MOURGUES, Jacques J
45	70	14,88	4,7043	50,5169	63,15	390 PEPY, Pascal P
46	73	15,52	4,7036	50,5095	63,14	279 CARTIER, Serge S

STANDARD -- Overall Stage Results
CHAMPIONNAT DE FRANCE HANDGUN 2014

Printed mai 26, 2014 at 8:24




Stage 14 -- STAGE 14

	PTS	TIME	HIT FACTOR	STAGE POINTS	STAGE PERCENT	COMPETITOR # Name
47	70	14,91	4,6948	50,4153	63,02	109 BISIOU, Stéphane S
48	74	15,78	4,6895	50,3578	62,95	221 ROSSIGNOL, Bernard B
49	78	16,68	4,6763	50,2158	62,77	215 GUASTELLA, Vincenzo V
50	65	14,12	4,6034	49,4334	61,79	442 BELLON-ESBELIN, Yann Y
51	71	16,25	4,3692	46,9188	58,65	37 NESTOLAT, Vincent V
52	72	16,97	4,2428	45,5610	56,95	108 BACH, Lucas L
53	65	15,48	4,1990	45,0904	56,36	417 WEBER, MATTHIAS M
54	68	16,21	4,1949	45,0472	56,31	250 OTERO, MARK M
55	76	18,21	4,1735	44,8173	56,02	38 PERROT, Manuela M
56	72	17,40	4,1379	44,4350	55,54	425 BERTRAND, Elian E
57	58	14,08	4,1193	44,2351	55,29	101 GOLI, GERARD G
58	72	17,69	4,0701	43,7066	54,63	41 WURSTER, Sabine S
59	76	19,31	3,9358	42,2643	52,83	293 DIEU, Steeve S
60	62	15,79	3,9265	42,1650	52,71	320 PORREYE, Xavier
61	69	17,68	3,9027	41,9091	52,39	249 NERI, Christian C
62	78	20,84	3,7428	40,1919	50,24	214 FONTAINE, Frederic F
63	66	17,67	3,7351	40,1097	50,14	263 RAOUL, Eric E
64	71	19,27	3,6845	39,5657	49,46	261 PROMIS, Stephan S
65	37	10,22	3,6204	38,8770	48,60	284 GUILLAUME, Bertrand B
66	78	21,79	3,5796	38,4396	48,05	127 HOCQUET, Serge
67	75	21,10	3,5545	38,1699	47,71	443 GOY, PHILIPPE P
68	74	20,87	3,5458	38,0760	47,59	110 DAGORNO, Paul P
69	74	20,95	3,5322	37,9306	47,41	66 CABONA, Carolina
70	79	22,37	3,5315	37,9230	47,40	68 FORMENTO, Federico-Maria
71	62	17,87	3,4695	37,2571	46,57	114 JOACHIM, Eric E
72	76	22,23	3,4188	36,7127	45,89	246 KOCH, Pascal P
73	75	21,96	3,4153	36,6751	45,84	423 TREUSSARD, FRANCOIS F
74	76	22,70	3,3480	35,9525	44,94	268 GOUTTEBESSIS, Francis F
75	58	17,93	3,2348	34,7368	43,42	262 RAOUL, Catherine C
76	78	25,34	3,0781	33,0545	41,32	264 BLONDIAUX, SOPHIE S
77	77	26,87	2,8656	30,7727	38,47	209 TRUONG, Phung P
78	71	25,15	2,8231	30,3153	37,89	358 MEUNIER, ALAIN A
79	76	28,76	2,6426	28,3770	35,47	266 BUSSY, Isabelle I
80	75	30,66	2,4462	26,2683	32,84	334 BARILLARI, Giampaolo G
81	55	24,93	2,2062	23,6909	29,61	252 BIZOUARN, Mireille M
82	64	43,56	1,4692	15,7774	19,72	381 CAMUGLI, JEAN-PIERRE J
83	0	6,03	0,0000	0,0000	0,00	392 COSTA, Luis L

PRODUCTION -- Overall Stage Results
CHAMPIONNAT DE FRANCE HANDGUN 2014

Printed mai 26, 2014 at 8:24



Stage 14 -- STAGE 14

	PTS	TIME	HIT FACTOR	STAGE POINTS	STAGE PERCENT	COMPETITOR # Name
1	78	9,68	8,0579	80,0000	100,00	6 GRAUFFEL, Eric
2	74	9,27	7,9827	79,2543	99,07	314 DONOT, Marc M
3	72	9,39	7,6677	76,1268	95,16	410 GUSHIN, MICKAIL M
4	76	10,70	7,1028	70,5181	88,15	15 ZAPLETAL, Miroslav M
5	76	11,02	6,8966	68,4704	85,59	7 GUICHARD, Louis L
6	76	11,03	6,8903	68,4083	85,51	213 DONOFRIO, Ciriaco C
7	78	11,33	6,8844	68,3495	85,44	4 CARRIE, Stéphane S
8	68	10,31	6,5955	65,4819	81,85	348 VERLINDE, Camille C
9	76	11,60	6,5517	65,0469	81,31	170 GARCIA, Frank F
10	78	12,12	6,4356	63,8944	79,87	83 CASSIGNAC, Jean-paul J
11	80	12,58	6,3593	63,1364	78,92	153 BECRET, Jean-guy J
12	74	11,71	6,3194	62,7402	78,43	411 GUSHINA, MARIA M
13	78	12,38	6,3005	62,5525	78,19	347 SALINAS-LAGUNA, Vicente V
14	72	11,52	6,2500	62,0513	77,56	9 LAVERGNE, Mathieu M
15	74	11,85	6,2447	61,9989	77,50	11 RIBAS, Guga
16	76	12,29	6,1839	61,3949	76,74	150 SCHRANER, Remo R
17	78	12,94	6,0278	59,8454	74,81	40 WILLMES, Siegfried S
18	68	11,48	5,9233	58,8082	73,51	162 PEREZ, Guillaume G
19	68	11,62	5,8520	58,0996	72,62	194 VALANCE, Thomas T
20	76	13,01	5,8417	57,9972	72,50	289 TRANCA, Germano G
21	74	12,68	5,8360	57,9406	72,43	81 BEDROSSIAN, Marc
22	74	12,71	5,8222	57,8039	72,25	359 NASSO, Michel M
23	76	13,10	5,8015	57,5988	72,00	2 BACULARD, Patrick
24	72	12,42	5,7971	57,5548	71,94	394 DENOYELLES, Morgan M
25	70	12,17	5,7518	57,1055	71,38	154 BOITTIAUX, Bertrand
26	76	13,34	5,6972	56,5625	70,70	406 DAGUENEL, LAETITIA L
27	68	11,99	5,6714	56,3068	70,38	398 LERETRIF, Nicolas N
28	72	12,76	5,6426	56,0212	70,03	1 AMARO, Dominique D
29	70	12,41	5,6406	56,0012	70,00	3 BURGADA, Luc L
30	76	13,55	5,6089	55,6859	69,61	75 ROI, Harel H
31	68	12,14	5,6013	55,6110	69,51	308 BROCHARD, Pierre P
32	72	12,87	5,5944	55,5424	69,43	278 CARDOT, Thierry T
33	66	11,84	5,5743	55,3430	69,18	177 UJEVIC, Christophe C
34	76	13,64	5,5718	55,3184	69,15	241 CLIN, Robert R
35	76	13,69	5,5515	55,1164	68,90	92 WALDMANN, Daniel D
36	74	13,34	5,5472	55,0740	68,84	210 ARMENDARIZ, Sebastien S
37	72	13,03	5,5257	54,8604	68,58	251 BERGAMASCO, Nicolas N
38	68	12,39	5,4883	54,4889	68,11	89 MEICHTRY, Markus M
39	76	13,85	5,4874	54,4797	68,10	238 BUSSER, Alain A
40	72	13,14	5,4795	54,4011	68,00	54 CANTOS, Francisco F
41	72	13,18	5,4628	54,2360	67,80	145 JOSI, Oliver O
42	74	13,58	5,4492	54,1007	67,63	361 POULAIN, Renaud R
43	74	13,66	5,4173	53,7838	67,23	163 SANCEAU, Thierry T
44	74	13,67	5,4133	53,7445	67,18	86 FRICKER, Claudia C
45	64	11,96	5,3512	53,1275	66,41	407 FELT, BAPTISTE B
46	74	13,85	5,3430	53,0460	66,31	94 BURKHALTER, Christine C

PRODUCTION -- Overall Stage Results
CHAMPIONNAT DE FRANCE HANDGUN 2014

Printed mai 26, 2014 at 8:24



Stage 14 -- STAGE 14

	PTS	TIME	HIT FACTOR	STAGE POINTS	STAGE PERCENT	COMPETITOR # Name
47	74	13,85	5,3430	53,0460	66,31	96 CLAIRE, Olivier O
48	72	13,51	5,3294	52,9112	66,14	351 GAL, Didier D
49	74	13,90	5,3237	52,8552	66,07	161 MOURICE, Benoit B
50	76	14,29	5,3184	52,8022	66,00	401 RAMOS, Miguel
51	70	13,18	5,3111	52,7295	65,91	120 SIMONIN, Thierry T
52	74	14,02	5,2782	52,4028	65,50	8 HELLER, Peter P
53	66	12,58	5,2464	52,0876	65,11	397 JORGE, Paulo P
54	72	13,74	5,2402	52,0255	65,03	5 GOUGIS, Christophe C
55	78	15,08	5,1724	51,3528	64,19	233 RAPHOZ, Dominic D
56	76	14,74	5,1560	51,1902	63,99	370 GRAUFFEL, Gerard G
57	64	12,47	5,1323	50,9547	63,69	307 BALLIERE, Guillaume G
58	72	14,16	5,0847	50,4824	63,10	220 PLAIT, Antoine A
59	76	15,01	5,0633	50,2694	62,84	200 MARYE, Christophe C
60	70	13,84	5,0578	50,2149	62,77	65 BORRALLO, JUAN J
61	78	15,51	5,0290	49,9291	62,41	207 SANTERRE, Sebastien S
62	72	14,39	5,0035	49,6755	62,09	204 PITTIER, Alain A
63	63	12,60	5,0000	49,6410	62,05	405 BURGADA, LAURENT L
64	70	14,24	4,9157	48,8044	61,01	231 PICARD, Nicolas N
65	68	13,88	4,8991	48,6396	60,80	116 MOINE, Christian C
66	74	15,12	4,8942	48,5904	60,74	155 CALLE, Xavier X
67	68	13,97	4,8676	48,3263	60,41	281 DHELIN, Herve H
68	76	15,65	4,8562	48,2136	60,27	243 COUPE, Laurent L
69	66	13,63	4,8423	48,0750	60,09	178 VACHER, Benoit B
70	66	13,63	4,8423	48,0750	60,09	287 RIOU, Sylvain
71	76	15,75	4,8254	47,9075	59,88	332 RUINI, Claudio C
72	70	14,59	4,7978	47,6336	59,54	352 GUILHOT, Patrick P
73	74	15,47	4,7835	47,4911	59,36	131 POUJOL, Marc M
74	70	14,68	4,7684	47,3416	59,18	105 NEUMANN, Julien J
75	70	14,88	4,7043	46,7053	58,38	216 GUILMART, Nicolas N
76	72	15,39	4,6784	46,4477	58,06	416 NYCZ, MARGAUX M
77	66	14,14	4,6676	46,3410	57,93	112 EVESQUE, Michel M
78	74	15,96	4,6366	46,0330	57,54	196 CHERNOGOROV, Alexander A
79	70	15,25	4,5902	45,5721	56,97	269 GUTIERREZ, Jorge J
80	64	13,96	4,5845	45,5161	56,90	317 GHJISELINK, Maxime M
81	72	15,74	4,5743	45,4149	56,77	182 EAP, Christophe C
82	76	16,74	4,5400	45,0743	56,34	357 MELISSA, Aurelie A
83	72	15,87	4,5369	45,0429	56,30	188 MEUNIER, Pierre P
84	64	14,11	4,5358	45,0323	56,29	316 GERARD, Emmanuel E
85	74	16,38	4,5177	44,8527	56,07	179 BAUSCH, Pierre P
86	74	16,51	4,4821	44,4995	55,62	349 BALANDRAUX, Yves
87	70	15,63	4,4786	44,4641	55,58	199 MARYE, Georges G
88	76	17,08	4,4496	44,1770	55,22	222 WELTER, Tony T
89	74	16,64	4,4471	44,1519	55,19	283 FERNANDES, Olivier O
90	62	13,98	4,4349	44,0307	55,04	12 SAGON, Aurélien A
91	72	16,28	4,4226	43,9085	54,89	365 BUFFIN, Dominique D
92	54	12,23	4,4154	43,8367	54,80	160 MARTORELL, Damien D

PRODUCTION -- Overall Stage Results**CHAMPIONNAT DE FRANCE HANDGUN 2014**

Printed mai 26, 2014 at 8:24

**Stage 14 -- STAGE 14**

	PTS	TIME	HIT FACTOR	STAGE POINTS	STAGE PERCENT	COMPETITOR # Name
93	64	14,53	4,4047	43,7306	54,66	396 JOAO, Manuel
94	60	13,64	4,3988	43,6725	54,59	229 GILANT, Christophe C
95	68	15,49	4,3899	43,5841	54,48	135 SOUL, Emmanuel E
96	78	17,82	4,3771	43,4568	54,32	106 ORLANDINI, Alberto A
97	70	16,01	4,3723	43,4088	54,26	74 RODRIGUEZ-PINTOR, JUAN J
98	76	17,39	4,3703	43,3895	54,24	384 DALLEAU, Eric E
99	60	13,75	4,3636	43,3231	54,15	164 TEISSIER, Philippe P
100	70	16,05	4,3614	43,3006	54,13	165 ALEXANDRE, Jean Marc J
101	76	17,56	4,3280	42,9695	53,71	183 HAUSER, Lionel L
102	76	17,64	4,3084	42,7746	53,47	371 LAPP, Pascal P
103	68	15,84	4,2929	42,6211	53,28	280 DA-COSTA-LEIRAS, Rasael R
104	57	13,33	4,2761	42,4537	53,07	285 POLO, Bruno B
105	80	18,94	4,2239	41,9354	52,42	267 CROUZET, Stephane S
106	72	17,06	4,2204	41,9010	52,38	124 BELLOT, Mathieu M
107	72	17,06	4,2204	41,9010	52,38	456 MAZY, LAURENT L
108	72	17,08	4,2155	41,8519	52,31	315 DURO, Jeremie J
109	70	16,64	4,2067	41,7653	52,21	195 BRUNO, Alfonsino
110	68	16,21	4,1949	41,6482	52,06	259 JOURDE, Philippe P
111	57	13,60	4,1912	41,6109	52,01	55 CORNUT, Pierre P
112	62	14,85	4,1751	41,4511	51,81	318 GRANDE, Freddy F
113	70	16,83	4,1592	41,2938	51,62	191 PREDOVICH, Dan D
114	64	15,40	4,1558	41,2601	51,58	152 ARENA, Gyl G
115	70	16,93	4,1347	41,0499	51,31	167 BOUCAUT, Jean Louis J
116	66	15,99	4,1276	40,9795	51,22	368 DUJARDIN, Yves Y
117	74	18,04	4,1020	40,7254	50,91	230 PASERO, Damien D
118	68	16,64	4,0865	40,5720	50,71	343 JUHEL, Julien J
119	76	18,65	4,0751	40,4581	50,57	79 AGRINIER, Pascal P
120	78	19,23	4,0562	40,2704	50,34	305 STEVE, Peter P
121	78	19,28	4,0456	40,1660	50,21	322 BADI, Desiree
122	70	17,36	4,0323	40,0331	50,04	329 OBERTI, Claudio C
123	74	18,38	4,0261	39,9721	49,97	458 ALIANI, FEDERICO F
124	66	16,44	4,0146	39,8578	49,82	142 CORTEZ, Carl C
125	66	16,44	4,0146	39,8578	49,82	309 CAUDRELIER, Christian C
126	78	19,51	3,9980	39,6925	49,62	360 PLANO, Olivier O
127	62	15,74	3,9390	39,1073	48,88	173 PHELPS, MIKAYLA M
128	70	17,91	3,9084	38,8037	48,50	353 HUMILIER, Nicolas N
129	70	18,10	3,8674	38,3964	48,00	265 BUSSY, Laurent L
130	64	16,56	3,8647	38,3699	47,96	197 JEANJEAN, Jerome J
131	70	18,19	3,8483	38,2064	47,76	223 WOHNER, Jean-philippe J
132	70	18,24	3,8377	38,1017	47,63	228 FOURNIER, Anne A
133	68	17,83	3,8138	37,8642	47,33	386 LAMISCARRE, Joel J
134	64	16,87	3,7937	37,6648	47,08	299 LEGAL, Eric E
135	76	20,12	3,7773	37,5022	46,88	452 CARRACEDO-GUERRA, MARIA M
136	74	19,60	3,7755	37,4840	46,86	193 THOMAS, Jean-luc J
137	72	19,24	3,7422	37,1534	46,44	88 LATREILLE, Philippe P
138	66	17,67	3,7351	37,0833	46,35	130 PAYRAULT, Christian C

PRODUCTION -- Overall Stage Results**CHAMPIONNAT DE FRANCE HANDGUN 2014**

Printed mai 26, 2014 at 8:24

**Stage 14 -- STAGE 14**

	PTS	TIME	HIT FACTOR	STAGE POINTS	STAGE PERCENT	COMPETITOR # Name
139	72	19,40	3,7113	36,8469	46,06	339 FEDERICI, Giulia G
140	58	15,63	3,7108	36,8417	46,05	367 CHAUME, Thierry T
141	76	20,57	3,6947	36,6818	45,85	447 GIBNEY, Jim J
142	70	19,28	3,6307	36,0464	45,06	385 FIGOLI, Sergio S
143	70	19,51	3,5879	35,6214	44,53	391 BESSA, Ana A
144	76	21,20	3,5849	35,5917	44,49	395 DENOYELLES, Marie-Claude M
145	72	20,15	3,5732	35,4755	44,34	272 MALLET, Nicolas N
146	59	16,52	3,5714	35,4579	44,32	198 JOUY, Jean-claude
147	76	21,31	3,5664	35,4080	44,26	180 CLAVEL, Victorien V
148	78	21,89	3,5633	35,3769	44,22	239 BUSSER, Celine C
149	68	19,31	3,5215	34,9621	43,70	382 CHRAPKIEWICZ, Olivier O
150	80	22,79	3,5103	34,8511	43,56	275 BOUTIN, Julie J
151	74	21,26	3,4807	34,5573	43,20	107 VERITE, Isabelle I
152	72	20,78	3,4649	34,3999	43,00	190 PHELPS, David D
153	66	19,71	3,3486	33,2451	41,56	277 CARDOEN, Vincent V
154	70	20,97	3,3381	33,1414	41,43	235 ROSSI, Benvenuto B
155	70	21,26	3,2926	32,6893	40,86	426 BEZOT, Patrick P
156	70	21,66	3,2318	32,0856	40,11	387 MONTURY, ROBERT R
157	56	17,33	3,2314	32,0819	40,10	134 SIMSON, James J
158	64	20,03	3,1952	31,7227	39,65	122 ARTAL, Audrey A
159	74	23,49	3,1503	31,2766	39,10	429 FREDEZ, JEAN-MAURICE J
160	66	20,98	3,1459	31,2327	39,04	141 BRULTEY, Pascal P
161	68	21,65	3,1409	31,1833	38,98	415 NOUET, CHARLOTTE C
162	72	23,34	3,0848	30,6269	38,28	187 JONDREVILLE, Dominique D
163	74	24,10	3,0705	30,4849	38,11	438 DARTOIS, Jean
164	80	26,07	3,0687	30,4663	38,08	439 DE-RONGE, Charles
165	72	23,48	3,0664	30,4442	38,06	146 JOSI, Maggie M
166	70	22,94	3,0514	30,2953	37,87	366 CALVAT, Jean J
167	76	25,07	3,0315	30,0975	37,62	125 DEMARET, Christian C
168	57	19,35	2,9457	29,2459	36,56	118 PRIBILINCOVA, HANA H
169	72	24,94	2,8869	28,6620	35,83	350 BOHAIN, JEAN-LUC J
170	62	21,69	2,8585	28,3794	35,47	335 CANEPA, Carlo C
171	70	24,74	2,8294	28,0911	35,11	119 SARIK, Raido R
172	74	26,29	2,8148	27,9455	34,93	292 CHICA, Christian C
173	55	19,68	2,7947	27,7465	34,68	461 FOURNIER, ALEXANDRE A
174	49	17,57	2,7888	27,6882	34,61	373 LOUVIER, Sebastien S
175	68	24,47	2,7789	27,5896	34,49	276 BOUTIN, Herve H
176	52	18,96	2,7426	27,2293	34,04	286 PRIEUR, Perrine P
177	78	30,34	2,5709	25,5241	31,91	224 BRIDE, Martial M
178	72	28,59	2,5184	25,0028	31,25	128 LESAINE, Claudine C
179	41	17,63	2,3256	23,0889	28,86	346 MONTALE, Andrea A
180	78	33,84	2,3050	22,8842	28,61	338 DUCHESNE, Frédéric F
181	53	23,15	2,2894	22,7298	28,41	331 REPLICIA, Giorgio G
182	60	32,11	1,8686	18,5516	23,19	113 FRICOU, ERIC E
183	80	45,07	1,7750	17,6227	22,03	400 MERLIER, Andre A
184	72	45,62	1,5783	15,6692	19,59	67 COLLIN, Anne A

PRODUCTION -- Overall Stage Results
CHAMPIONNAT DE FRANCE HANDGUN 2014

Printed mai 26, 2014 at 8:24



Stage 14 -- STAGE 14

	PTS	TIME	HIT FACTOR	STAGE POINTS	STAGE PERCENT	COMPETITOR # Name
185	0	9,52	0,0000	0,0000	0,00	201 MATTER, Sebastien S
186	0	21,96	0,0000	0,0000	0,00	388 MUNIER, Philippe P

CLASSIC -- Overall Stage Results
CHAMPIONNAT DE FRANCE HANDGUN 2014

Printed mai 26, 2014 at 8:24



Stage 14 -- STAGE 14

	PTS	TIME	HIT FACTOR	STAGE POINTS	STAGE PERCENT	COMPETITOR # Name
1	74	11,11	6,6607	80,0000	100,00	29 BOIT, Julien
2	74	11,89	6,2237	74,7519	93,44	27 ALTUNA, Denis D
3	74	11,95	6,1925	74,3766	92,97	32 KUMMER, Patrick P
4	68	11,09	6,1316	73,6461	92,06	31 HOBDELL, Angus A
5	74	12,31	6,0114	72,2015	90,25	36 NESTOLAT, Michel M
6	70	11,78	5,9423	71,3715	89,21	232 PICHENOT, Christophe C
7	72	12,24	5,8824	70,6518	88,31	39 PERROT, Laurent L
8	78	13,74	5,6769	68,1836	85,23	64 BERRETTA, Maurizio M
9	74	13,79	5,3662	64,4525	80,57	34 MELEY, Philippe P
10	66	12,48	5,2885	63,5187	79,40	344 LES-ORTIZ, Jabier
11	76	14,92	5,0938	61,1811	76,48	57 ESPILEZ-ELIPE, Jose-Luis
12	72	15,24	4,7244	56,7440	70,93	448 LAMOUREUX, NICOLAS N
13	66	14,21	4,6446	55,7856	69,73	95 CHABOT, Romain R
14	78	17,01	4,5855	55,0760	68,85	99 DAZZI, GEORGES G
15	70	15,27	4,5842	55,0594	68,82	126 HAPIAK, Pierre-françois P
16	78	17,43	4,4750	53,7489	67,19	362 SANGUINETTI, Rodolphe R
17	68	15,82	4,2984	51,6268	64,53	30 GERARD, Joël J
18	60	14,10	4,2553	51,1098	63,89	455 SANCHEZ-LUMBRERAS, JOSE-A J
19	76	19,06	3,9874	47,8920	59,87	437 SENDELIN, PHILIPPE P
20	75	21,16	3,5444	42,5714	53,21	274 MASSAGUER-SALGADO, Enrique E
21	63	18,41	3,4221	41,1016	51,38	326 FAVETO, Pierluigi P
22	66	21,58	3,0584	36,7337	45,92	247 LANET, Luc L
23	58	19,79	2,9308	35,2010	44,00	133 SENCE, Jean-marc J
24	62	23,43	2,6462	31,7828	39,73	136 TERKI, Sébastien S
25	76	30,79	2,4683	29,6467	37,06	440 GOUSSE, Jean-René

REVOLVER -- Overall Stage Results
CHAMPIONNAT DE FRANCE HANDGUN 2014

Printed mai 26, 2014 at 8:24



Stage 14 -- STAGE 14

	PTS	TIME	HIT FACTOR	STAGE POINTS	STAGE PERCENT	COMPETITOR # Name
1	77	15,39	5,0032	80,0000	100,00	430 ITANI, MARWAN M
2	79	16,71	4,7277	75,5942	94,49	143 DECARPIGNIES, Pascal P
3	71	16,96	4,1863	66,9376	83,67	62 SCHEKIN, Oleg O
4	79	19,71	4,0081	64,0882	80,11	91 SCHMOCKER, Ernst E
5	72	19,84	3,6290	58,0268	72,53	450 TOURNIER, PASCAL P
6	77	21,28	3,6184	57,8571	72,32	203 PHOTION, David D
7	72	23,05	3,1236	49,9459	62,43	419 BIZET, MATHIAS M
8	76	24,66	3,0819	49,2786	61,60	427 MACIOCI, PATRICK P
9	74	27,91	2,6514	42,3945	52,99	192 SIMON, Bernard B
10	74	28,54	2,5929	41,4587	51,82	431 TRAVERS, SANDRINE S
11	37	35,32	1,0476	16,7502	20,94	460 DESROCHES, JOCELYNE J

OPEN -- Overall Stage Results
CHAMPIONNAT DE FRANCE HANDGUN 2014

Printed mai 26, 2014 at 8:24



Stage 15 -- STAGE 15

	PTS	TIME	HIT FACTOR	STAGE POINTS	STAGE PERCENT	COMPETITOR # Name
1	113	17,54	6,4424	120,0000	100,00	22 OBRIOT, Emile E
2	112	18,53	6,0443	112,5836	93,82	58 ESPILEZ-URBON, Ivan I
3	111	18,38	6,0392	112,4890	93,74	17 DEVILLE, Remy
4	117	19,75	5,9241	110,3446	91,95	345 MALANDA-RUIZ, Raket R
5	111	18,90	5,8730	109,3940	91,16	104 MEIER, Dominic
6	116	20,29	5,7171	106,4899	88,74	342 HORACI, BERNABE-PARDO B
7	101	17,80	5,6742	105,6900	88,07	18 DRUMMOND, Bill B
8	116	20,68	5,6093	104,4816	87,07	355 MARTIN, Patrice P
9	119	21,35	5,5738	103,8201	86,52	176 SCHNEIDER, Patrik P
10	113	20,81	5,4301	101,1437	84,29	21 OBRIOT, Thierry
11	112	20,65	5,4237	101,0254	84,19	77 TODARO, Giuseppe G
12	117	21,71	5,3892	100,3826	83,65	336 CASTRILLO, ALBERTO A
13	114	21,17	5,3850	100,3036	83,59	19 EGRET, Sebastien S
14	115	21,52	5,3439	99,5378	82,95	319 PESTIAUX, Thierry T
15	107	20,28	5,2761	98,2762	81,90	102 GRASSO, Bruno B
16	113	21,49	5,2583	97,9432	81,62	144 HAAS, Peter P
17	120	23,12	5,1903	96,6776	80,56	20 GIBERT, Philippe P
18	99	19,44	5,0926	94,8574	79,05	234 RENAUD, Patrick P
19	114	22,65	5,0331	93,7495	78,12	226 DESAGNEAUX, Jean-Luc J
20	110	21,89	5,0251	93,6008	78,00	26 TARRADE, Alain A
21	112	22,35	5,0112	93,3411	77,78	258 GIL-JIMENEZ, Mikael M
22	112	22,71	4,9317	91,8614	76,55	189 MONTARGOT, Renaud R
23	109	23,01	4,7371	88,2353	73,53	290 BOUCHOUCHA, Marc M
24	109	23,08	4,7227	87,9677	73,31	42 CANETTA, Irene I
25	115	24,64	4,6672	86,9340	72,44	166 BETSCHART, Bruno B
26	107	23,38	4,5766	85,2455	71,04	93 BALESI, Daniel
27	111	24,35	4,5585	84,9095	70,76	253 BIZOUARN, Eric E
28	112	24,71	4,5326	84,4263	70,36	87 GOUGIS, Rémi R
29	115	25,50	4,5098	84,0021	70,00	356 MARTIN, Olivia O
30	114	25,45	4,4794	83,4352	69,53	376 VERDON, James J
31	114	25,64	4,4462	82,8169	69,01	140 BELLONI, Francois F
32	107	24,08	4,4435	82,7675	68,97	98 CZYKAJLO, JEROME J
33	117	26,37	4,4369	82,6434	68,87	273 MARTINEZ-DE-LAS-HERAS, Maria M
34	115	26,57	4,3282	80,6192	67,18	302 RENOUX, Gilles G
35	115	26,60	4,3233	80,5283	67,11	84 DEVILLE, Jacques
36	107	24,79	4,3163	80,3970	67,00	132 RANDAXHE, Patrick P
37	100	23,17	4,3159	80,3908	66,99	46 DEMANET, Jean-michel J
38	117	27,37	4,2748	79,6239	66,35	421 LAUREMBOURLE, JACQUES J
39	117	27,94	4,1875	77,9995	65,00	399 MARCAND, Mickael M
40	116	27,96	4,1488	77,2775	64,40	435 GRANDGERARD, Hervé
41	104	25,34	4,1042	76,4468	63,71	301 PELLEGRINI, Jean-François J
42	110	26,81	4,1029	76,4237	63,69	372 LOPEZ, Christophe C
43	110	27,28	4,0323	75,1071	62,59	151 ZANARDI, Annamaria A
44	114	28,45	4,0070	74,6371	62,20	369 GATEAU, Phiippe
45	109	27,22	4,0044	74,5883	62,16	445 MEUNIER, GERARD G
46	112	28,41	3,9423	73,4310	61,19	424 ASTORG, GERARD G

OPEN -- Overall Stage Results
CHAMPIONNAT DE FRANCE HANDGUN 2014

Printed mai 26, 2014 at 8:24



Stage 15 -- STAGE 15

	PTS	TIME	HIT FACTOR	STAGE POINTS	STAGE PERCENT	COMPETITOR # Name
47	97	24,74	3,9208	73,0305	60,86	139 BELLONI, Philippe P
48	105	26,91	3,9019	72,6788	60,57	428 MILLOT, PATRICK P
49	97	25,08	3,8676	72,0405	60,03	138 AIELLO, Jean J
50	98	25,48	3,8462	71,6406	59,70	60 PENALVA-PASQUET, Pierre-jean P
51	96	25,12	3,8217	71,1843	59,32	25 SZAKACS, Alex A
52	108	28,49	3,7908	70,6096	58,84	254 CABLE, Nathalie N
53	105	27,80	3,7770	70,3521	58,63	297 HAZAN, Albert A
54	118	31,43	3,7544	69,9310	58,28	433 DESAUGERE, Jean-francois J
55	102	27,32	3,7335	69,5428	57,95	444 HUET, MICHEL M
56	110	29,49	3,7301	69,4785	57,90	73 PETTENATI, Simonetta S
57	114	30,59	3,7267	69,4157	57,85	330 PERNIGOTTI, Gerolamo G
58	93	25,05	3,7126	69,1525	57,63	103 LELEU, CHRISTIAN C
59	112	31,00	3,6129	67,2959	56,08	85 DEVILLE, Pauline P
60	111	30,95	3,5864	66,8028	55,67	291 CERVELLO, Richard R
61	92	25,84	3,5604	66,3174	55,26	374 MABILAIS, Gregory G
62	115	33,07	3,4775	64,7733	53,98	237 BUFFARD, Francois F
63	98	28,36	3,4556	64,3654	53,64	257 GIL-JIMENEZ, Pierre P
64	94	27,32	3,4407	64,0884	53,41	78 AGRINIER, Didier D
65	98	29,66	3,3041	61,5442	51,29	90 OGANESSIAN, Sarkis S
66	110	33,85	3,2496	60,5294	50,44	111 DEMANGEOT, Laurent L
67	101	31,64	3,1922	59,4590	49,55	333 SAARBACH, Stafford S
68	84	26,88	3,1250	58,2080	48,51	364 BOVIN, Loic L
69	112	36,17	3,0965	57,6769	48,06	432 WOLAN, Joseph J
70	97	31,75	3,0551	56,9063	47,42	205 SALLET, Gauthier G
71	87	29,07	2,9928	55,7451	46,45	245 GUINCHARD, Patrick P
72	117	39,87	2,9345	54,6603	45,55	441 LASBLEIS, MICHEL M
73	108	37,44	2,8846	53,7304	44,78	148 NOWAK, Hubert
74	102	38,09	2,6779	49,8794	41,57	158 HELAIEM, Stephane
75	78	29,99	2,6009	48,4452	40,37	186 IOZZO, Fabrice F
76	94	36,23	2,5945	48,3272	40,27	446 PITOT-AIMARETTI, Robert R
77	90	35,92	2,5056	46,6701	38,89	59 ETOURNEAU, Helene H
78	100	40,61	2,4624	45,8669	38,22	149 RIEDI, Serenella S
79	83	34,42	2,4114	44,9159	37,43	383 CONNOUE, Gerard
80	109	46,33	2,3527	43,8224	36,52	129 PANE, Bernard B
81	76	32,35	2,3493	43,7594	36,47	393 DELDO, Nicolas
82	93	40,41	2,3014	42,8673	35,72	240 CHARPENTIER, Bernard
83	84	43,22	1,9435	36,2015	30,17	436 SAUTOUR, JACQUES J

STANDARD -- Overall Stage Results

CHAMPIONNAT DE FRANCE HANDGUN 2014

Printed mai 26, 2014 at 8:24



Stage 15 -- STAGE 15

	PTS	TIME	HIT FACTOR	STAGE POINTS	STAGE PERCENT	COMPETITOR # Name
1	116	20,98	5,5291	120,0000	100,00	47 JAIME-DIAZ, Juan-Carlos
2	111	21,17	5,2433	113,7970	94,83	51 POIRET, Jerome
3	109	21,38	5,0982	110,6490	92,21	321 SAUDEMONT, Tom T
4	110	22,02	4,9955	108,4187	90,35	284 GUILLAUME, Bertrand B
5	108	21,86	4,9405	107,2265	89,36	392 COSTA, Luis L
6	109	22,89	4,7619	103,3497	86,12	404 SILVA, Manuel M
7	100	21,31	4,6926	101,8463	84,87	227 FLEISCHER, ALEXANDER A
8	114	24,52	4,6493	100,9051	84,09	50 PESCE, Fabrizio F
9	115	25,14	4,5744	99,2799	82,73	271 IBANEZ, Gorka G
10	112	25,13	4,4568	96,7285	80,61	168 BROSCHE, Hampi
11	109	25,44	4,2846	92,9904	77,49	459 GUBIN, YLIA Y
12	109	25,50	4,2745	92,7716	77,31	80 BEAUNIER, François F
13	107	25,07	4,2681	92,6314	77,19	44 CUTAYA, Christian C
14	96	22,51	4,2648	92,5602	77,13	49 MIDGLEY, GREGORY G
15	103	24,22	4,2527	92,2979	76,91	340 FERRERO-POZA, Carlos
16	113	27,05	4,1774	90,6650	75,55	109 BISIOU, Stéphane S
17	107	25,94	4,1249	89,5246	74,60	408 FELT, OLIVIER O
18	114	27,87	4,0904	88,7762	73,98	45 DA-ROS, Philippe P
19	111	27,31	4,0644	88,2125	73,51	255 CABLE, Xavier X
20	96	23,93	4,0117	87,0677	72,56	403 SAMPAIO, Mauricio M
21	107	26,72	4,0045	86,9112	72,43	296 GUINTOLI, Gilles G
22	103	25,77	3,9969	86,7464	72,29	217 LEVIS, Luca L
23	98	24,69	3,9692	86,1457	71,79	260 LAMY, Jean-Michel
24	117	29,78	3,9288	85,2687	71,06	442 BELLON-ESBELIN, Yann Y
25	95	24,37	3,8982	84,6051	70,50	48 MARCHAL, Florian F
26	112	29,36	3,8147	82,7924	68,99	172 MOURGUES, Jacques J
27	111	29,25	3,7949	82,3618	68,63	377 WERBROUCK, Florent F
28	108	28,76	3,7552	81,5011	67,92	121 TRUONG-VINH-TONG, Andre
29	108	28,79	3,7513	81,4162	67,85	306 WAVRANT, Xavier X
30	117	31,62	3,7002	80,3069	66,92	242 COQUELLE, Philippe P
31	110	30,00	3,6667	79,5793	66,32	248 NATALIZIO, Silvain S
32	91	24,92	3,6517	79,2542	66,05	43 COLOMBINI, Jean Pierre J
33	106	29,14	3,6376	78,9487	65,79	175 RACLOT, Gerard G
34	102	28,08	3,6325	78,8373	65,70	53 ZOLLA, Luca
35	88	24,79	3,5498	77,0433	64,20	115 LAPEYRE, Franck F
36	103	29,13	3,5359	76,7406	63,95	304 SENDOU, Frederic F
37	94	26,60	3,5338	76,6964	63,91	101 GOLI, GERARD G
38	92	26,18	3,5141	76,2688	63,56	457 LOPUNOV, SERGEY S
39	102	29,17	3,4967	75,8914	63,24	418 WEBER, DIDIER D
40	112	32,47	3,4493	74,8625	62,39	82 CARRIER, Philippe P
41	95	27,72	3,4271	74,3805	61,98	293 DIEU, Steeve S
42	113	33,07	3,4170	74,1605	61,80	33 MARTIN-PRIVAT, Pierre P
43	113	33,19	3,4046	73,8924	61,58	303 ROTON, Patrick P
44	114	33,84	3,3688	73,1144	60,93	215 GUASTELLA, Vincenzo V
45	117	34,85	3,3572	72,8638	60,72	443 GOY, PHILIPPE P
46	114	34,17	3,3363	72,4083	60,34	147 MACHET, Christophe C

STANDARD -- Overall Stage Results
CHAMPIONNAT DE FRANCE HANDGUN 2014

Printed mai 26, 2014 at 8:24



Stage 15 -- STAGE 15

	PTS	TIME	HIT FACTOR	STAGE POINTS	STAGE PERCENT	COMPETITOR # Name
47	100	30,30	3,3003	71,6285	59,69	250 OTERO, MARK M
48	102	31,01	3,2893	71,3883	59,49	221 ROSSIGNOL, Bernard B
49	116	35,46	3,2713	70,9983	59,17	68 FORMENTO, Federico-Maria
50	100	31,12	3,2134	69,7411	58,12	417 WEBER, MATTHIAS M
51	104	32,53	3,1970	69,3870	57,82	41 WURSTER, Sabine S
52	91	28,55	3,1874	69,1774	57,65	97 CLOT, Jean-marc J
53	109	34,65	3,1457	68,2735	56,89	425 BERTRAND, Elian E
54	100	32,88	3,0414	66,0081	55,01	244 EDO, Damia D
55	108	35,61	3,0329	65,8234	54,85	108 BACH, Lucas L
56	90	29,95	3,0050	65,2190	54,35	137 VANDAL, Olivier O
57	97	32,49	2,9855	64,7964	54,00	37 NESTOLAT, Vincent V
58	108	36,23	2,9810	64,6970	53,91	262 RAOUL, Catherine C
59	95	32,27	2,9439	63,8930	53,24	409 FONDER, Anne-valérie
60	87	29,66	2,9332	63,6615	53,05	252 BIZOUARN, Mireille M
61	90	31,95	2,8169	61,1365	50,95	363 VANDENABEELLE, Christian C
62	110	39,32	2,7976	60,7167	50,60	249 NERI, Christian C
63	104	37,20	2,7957	60,6763	50,56	38 PERROT, Manuela M
64	108	40,13	2,6913	58,4095	48,67	266 BUSSY, Isabelle I
65	96	36,44	2,6345	57,1770	47,65	263 RAOUL, Eric E
66	108	41,87	2,5794	55,9821	46,65	423 TREUSSARD, FRANCOIS F
67	79	30,80	2,5649	55,6679	46,39	390 PEPY, Pascal P
68	65	25,54	2,5450	55,2359	46,03	279 CARTIER, Serge S
69	89	36,28	2,4531	53,2416	44,37	114 JOACHIM, Eric E
70	98	40,93	2,3943	51,9653	43,30	127 HOCQUET, Serge
71	103	43,91	2,3457	50,9099	42,42	246 KOCH, Pascal P
72	107	47,41	2,2569	48,9827	40,82	261 PROMIS, Stephan S
73	90	40,64	2,2146	48,0637	40,05	66 CABONA, Carolina
74	59	26,79	2,2023	47,7978	39,83	212 DESTREBECK, Marian M
75	85	40,36	2,1060	45,7084	38,09	264 BLONDIAUX, SOPHIE S
76	88	42,21	2,0848	45,2476	37,71	268 GOUTTEBESSIS, Francis F
77	68	33,95	2,0029	43,4708	36,23	214 FONTAINE, Frederic F
78	117	58,82	1,9891	43,1707	35,98	209 TRUONG, Phung P
79	101	51,78	1,9506	42,3339	35,28	358 MEUNIER, ALAIN A
80	59	37,84	1,5592	33,8399	28,20	110 DAGORNO, Paul P
81	91	59,95	1,5179	32,9444	27,45	381 CAMUGLI, JEAN-PIERRE J
82	21	30,13	0,6970	15,1269	12,61	320 PORREYE, Xavier
83	0	65,12	0,0000	0,0000	0,00	334 BARILLARI, Giampaolo G

PRODUCTION -- Overall Stage Results
CHAMPIONNAT DE FRANCE HANDGUN 2014

Printed mai 26, 2014 at 8:24



Stage 15 -- STAGE 15

	PTS	TIME	HIT FACTOR	STAGE POINTS	STAGE PERCENT	COMPETITOR # Name
1	118	20,00	5,9000	120,0000	100,00	6 GRAUFFEL, Eric
2	110	19,78	5,5612	113,1086	94,26	15 ZAPLETAL, Miroslav M
3	114	20,65	5,5206	112,2830	93,57	394 DENOYELLES, Morgan M
4	108	21,59	5,0023	101,7420	84,79	4 CARRIE, Stéphane S
5	114	22,79	5,0022	101,7395	84,78	81 BEDROSSIAN, Marc
6	108	22,04	4,9002	99,6647	83,05	314 DONOT, Marc M
7	112	22,88	4,8951	99,5615	82,97	7 GUICHARD, Louis L
8	114	23,38	4,8760	99,1721	82,64	251 BERGAMASCO, Nicolas N
9	108	22,21	4,8627	98,9019	82,42	359 NASSO, Michel M
10	100	20,62	4,8497	98,6371	82,20	170 GARCIA, Frank F
11	106	22,87	4,6349	94,2690	78,56	11 RIBAS, Guga
12	108	23,72	4,5531	92,6058	77,17	12 SAGON, Aurélien A
13	110	24,20	4,5455	92,4499	77,04	397 JORGE, Paulo P
14	114	25,71	4,4341	90,1845	75,15	83 CASSIGNAC, Jean-paul J
15	106	23,93	4,4296	90,0933	75,08	401 RAMOS, Miguel
16	114	25,79	4,4203	89,9048	74,92	153 BECRET, Jean-guy J
17	114	25,90	4,4015	89,5229	74,60	406 DAGUENEL, LAETITIA L
18	112	25,51	4,3904	89,2970	74,41	75 ROI, Harel H
19	102	23,43	4,3534	88,5436	73,79	347 SALINAS-LAGUNA, Vicente V
20	98	22,56	4,3440	88,3520	73,63	317 GHJISELINK, Maxime M
21	100	23,03	4,3422	88,3152	73,60	150 SCHRANER, Remo R
22	108	24,88	4,3408	88,2882	73,57	145 JOSI, Oliver O
23	106	24,67	4,2967	87,3909	72,83	9 LAVERGNE, Mathieu M
24	110	25,69	4,2818	87,0879	72,57	8 HELLER, Peter P
25	106	25,11	4,2214	85,8595	71,55	178 VACHER, Benoit B
26	114	27,01	4,2207	85,8439	71,54	405 BURGADA, LAURENT L
27	99	23,52	4,2092	85,6105	71,34	398 LERETRIF, Nicolas N
28	100	23,85	4,1929	85,2788	71,07	213 DONOFRIO, Ciriaco C
29	102	24,36	4,1872	85,1632	70,97	2 BACULARD, Patrick
30	108	25,91	4,1683	84,7785	70,65	1 AMARO, Dominique D
31	112	27,24	4,1116	83,6258	69,69	278 CARDOT, Thierry T
32	101	24,64	4,0990	83,3700	69,48	3 BURGADA, Luc L
33	102	25,18	4,0508	82,3898	68,66	210 ARMENDARIZ, Sebastien S
34	106	26,39	4,0167	81,6950	68,08	40 WILLMES, Siegfried S
35	100	25,20	3,9683	80,7103	67,26	410 GUSHIN, MICKAIL M
36	93	23,52	3,9541	80,4220	67,02	396 JOAO, Manuel
37	110	28,04	3,9230	79,7892	66,49	241 CLIN, Robert R
38	97	24,86	3,9018	79,3597	66,13	407 FELT, BAPTISTE B
39	94	24,17	3,8891	79,1007	65,92	5 GOUGIS, Christophe C
40	104	26,82	3,8777	78,8685	65,72	308 BROCHARD, Pierre P
41	98	25,34	3,8674	78,6590	65,55	411 GUSHINA, MARIA M
42	106	27,53	3,8503	78,3121	65,26	89 MEICHTRY, Markus M
43	106	27,64	3,8350	78,0005	65,00	188 MEUNIER, Pierre P
44	110	28,95	3,7997	77,2811	64,40	238 BUSSER, Alain A
45	108	28,43	3,7988	77,2638	64,39	161 MOURICE, Benoit B
46	97	25,55	3,7965	77,2165	64,35	154 BOITTIAUX, Bertrand

PRODUCTION -- Overall Stage Results
CHAMPIONNAT DE FRANCE HANDGUN 2014

Printed mai 26, 2014 at 8:24



Stage 15 -- STAGE 15

PTS	TIME	HIT FACTOR	STAGE POINTS	STAGE PERCENT	COMPETITOR # Name
47	102	27,12	3,7611	76,4962	63,75 94 BURKHALTER, Christine C
48	98	26,11	3,7534	76,3393	63,62 231 PICARD, Nicolas N
49	112	29,90	3,7458	76,1861	63,49 183 HAUSER, Lionel L
50	102	27,24	3,7445	76,1592	63,47 351 GAL, Didier D
51	102	27,29	3,7376	76,0197	63,35 177 UJEVIC, Christophe C
52	112	30,10	3,7209	75,6799	63,07 200 MARYE, Christophe C
53	100	27,06	3,6955	75,1626	62,64 287 RIOU, Sylvain
54	104	28,74	3,6186	73,5997	61,33 195 BRUNO, Alfonsino
55	92	25,46	3,6135	73,4952	61,25 281 DHELIN, Herve H
56	102	28,55	3,5727	72,6647	60,55 220 PLAIT, Antoine A
57	110	30,90	3,5599	72,4041	60,34 343 JUHEL, Julien J
58	114	32,05	3,5569	72,3446	60,29 315 DURO, Jeremie J
59	106	30,06	3,5263	71,7210	59,77 116 MOINE, Christian C
60	108	30,63	3,5260	71,7143	59,76 267 CROUZET, Stephane S
61	106	30,15	3,5158	71,5069	59,59 361 POULAIN, Renaud R
62	104	29,59	3,5147	71,4854	59,57 243 COUPE, Laurent L
63	112	31,88	3,5132	71,4544	59,55 96 CLAIRE, Olivier O
64	112	32,06	3,4934	71,0532	59,21 106 ORLANDINI, Alberto A
65	100	28,66	3,4892	70,9665	59,14 105 NEUMANN, Julien J
66	106	30,43	3,4834	70,8489	59,04 163 SANCEAU, Thierry T
67	104	29,92	3,4759	70,6970	58,91 348 VERLINDE, Camille C
68	108	31,21	3,4604	70,3816	58,65 196 CHERNOGOROV, Alexander A
69	110	31,84	3,4548	70,2666	58,56 338 DUCHESNE, Frédéric F
70	112	32,49	3,4472	70,1128	58,43 92 WALDMANN, Daniel D
71	112	32,54	3,4419	70,0051	58,34 222 WELTER, Tony T
72	102	29,66	3,4390	69,9453	58,29 216 GUILMART, Nicolas N
73	88	25,59	3,4388	69,9426	58,29 162 PEREZ, Guillaume G
74	106	31,00	3,4194	69,5462	57,96 350 BOHAIN, JEAN-LUC J
75	94	27,50	3,4182	69,5223	57,94 194 VALANCE, Thomas T
76	110	32,26	3,4098	69,3518	57,79 360 PLANO, Olivier O
77	106	31,32	3,3844	68,8356	57,36 167 BOUCAUT, Jean Louis J
78	83	24,74	3,3549	68,2351	56,86 269 GUTIERREZ, Jorge J
79	98	29,46	3,3265	67,6585	56,38 299 LEGAL, Eric E
80	89	26,81	3,3197	67,5184	56,27 86 FRICKER, Claudia C
81	102	30,86	3,3052	67,2254	56,02 55 CORNUT, Pierre P
82	104	31,62	3,2891	66,8961	55,75 276 BOUTIN, Herve H
83	114	34,94	3,2627	66,3607	55,30 370 GRAUFFEL, Gerard G
84	110	33,75	3,2593	66,2900	55,24 191 PREDOVICH, Dan D
85	104	31,92	3,2581	66,2674	55,22 204 PITTIER, Alain A
86	110	33,88	3,2468	66,0357	55,03 386 LAMISCARRE, Joel J
87	84	26,03	3,2270	65,6348	54,70 65 BORRALLO, JUAN J
88	104	32,31	3,2188	65,4675	54,56 357 MELISSA, Aurelie A
89	94	29,21	3,2181	65,4524	54,54 160 MARTORELL, Damien D
90	97	30,22	3,2098	65,2840	54,40 332 RUINI, Claudio C
91	91	28,53	3,1896	64,8737	54,06 368 DUJARDIN, Yves Y
92	110	34,53	3,1856	64,7926	53,99 365 BUFFIN, Dominique D

PRODUCTION -- Overall Stage Results
CHAMPIONNAT DE FRANCE HANDGUN 2014

Printed mai 26, 2014 at 8:24



Stage 15 -- STAGE 15

	PTS	TIME	HIT FACTOR	STAGE POINTS	STAGE PERCENT	COMPETITOR # Name
	93	102	32,08	3,1796	64,6688	53,89 233 RAPHOZ, Dominic D
	94	102	32,18	3,1697	64,4679	53,72 416 NYCZ, MARGAUX M
	95	102	32,19	3,1687	64,4478	53,71 391 BESSA, Ana A
	96	108	34,12	3,1653	64,3790	53,65 371 LAPP, Pascal P
	97	112	35,68	3,1390	63,8443	53,20 353 HUMILIER, Nicolas N
	98	110	35,16	3,1286	63,6316	53,03 131 POUJOL, Marc M
	99	108	34,63	3,1187	63,4308	52,86 54 CANTOS, Francisco F
	100	110	35,47	3,1012	63,0755	52,56 305 STEVE, Peter P
	101	94	30,58	3,0739	62,5201	52,10 259 JOURDE, Philippe P
	102	104	34,14	3,0463	61,9582	51,63 223 WOHNER, Jean-philippe J
	103	83	27,36	3,0336	61,7009	51,42 199 MARYE, Georges G
	104	104	34,37	3,0259	61,5436	51,29 207 SANTERRE, Sebastien S
	105	99	32,74	3,0238	61,5015	51,25 349 BALANDRAUX, Yves
	106	110	36,38	3,0236	61,4977	51,25 122 ARTAL, Audrey A
	107	93	30,83	3,0165	61,3534	51,13 335 CANEPA, Carlo C
	108	112	37,18	3,0124	61,2686	51,06 134 SIMSON, James J
	109	87	28,92	3,0083	61,1857	50,99 367 CHAUME, Thierry T
	110	114	37,97	3,0024	61,0652	50,89 456 MAZY, LAURENT L
	111	92	30,81	2,9860	60,7331	50,61 120 SIMONIN, Thierry T
	112	93	31,26	2,9750	60,5094	50,42 277 CARDOEN, Vincent V
	113	102	34,36	2,9686	60,3777	50,31 135 SOUL, Emmanuel E
	114	106	35,78	2,9625	60,2552	50,21 201 MATTER, Sebastien S
	115	104	35,48	2,9312	59,6182	49,68 329 OBERTI, Claudio C
	116	79	27,52	2,8706	58,3859	48,65 373 LOUVIER, Sebastien S
	117	97	33,82	2,8681	58,3347	48,61 125 DEMARET, Christian C
	118	110	38,36	2,8676	58,3235	48,60 112 EVESQUE, Michel M
	119	84	29,40	2,8571	58,1114	48,43 74 RODRIGUEZ-PINTOR, JUAN J
	120	93	32,71	2,8432	57,8271	48,19 197 JEANJEAN, Jerome J
	121	89	31,50	2,8254	57,4657	47,89 88 LATREILLE, Philippe P
	122	102	36,14	2,8224	57,4039	47,84 193 THOMAS, Jean-luc J
	123	116	41,24	2,8128	57,2096	47,67 235 ROSSI, Benvenuto B
	124	98	35,05	2,7960	56,8679	47,39 352 GUILHOT, Patrick P
	125	101	36,38	2,7763	56,4661	47,06 385 FIGOLI, Sergio S
	126	104	37,48	2,7748	56,4369	47,03 452 CARRACEDO-GUERRA, MARIA M
	127	98	35,34	2,7731	56,4013	47,00 283 FERNANDES, Olivier O
	128	102	36,86	2,7672	56,2826	46,90 461 FOURNIER, ALEXANDRE A
	129	76	27,65	2,7486	55,9046	46,59 387 MONTURY, ROBERT R
	130	79	28,92	2,7317	55,5594	46,30 285 POLO, Bruno B
	131	81	29,75	2,7227	55,3767	46,15 164 TEISSIER, Philippe P
	132	87	31,96	2,7222	55,3658	46,14 179 BAUSCH, Pierre P
	133	91	33,53	2,7140	55,1998	46,00 239 BUSSER, Celine C
	134	104	38,72	2,6860	54,6295	45,52 107 VERITE, Isabelle I
	135	97	37,18	2,6089	53,0630	44,22 384 DALLEAU, Eric E
	136	81	31,43	2,5772	52,4167	43,68 316 GERARD, Emmanuel E
	137	95	37,08	2,5620	52,1090	43,42 152 ARENA, Gyl G
	138	72	28,20	2,5532	51,9293	43,27 280 DA-COSTA-LEIRAS, Rsaël R

PRODUCTION -- Overall Stage Results**CHAMPIONNAT DE FRANCE HANDGUN 2014**

Printed mai 26, 2014 at 8:24

**Stage 15 -- STAGE 15**

	PTS	TIME	HIT FACTOR	STAGE POINTS	STAGE PERCENT	COMPETITOR # Name
139	91	35,92	2,5334	51,5269	42,94	187 JONDREVILLE, Dominique D
140	106	42,16	2,5142	51,1369	42,61	130 PAYRAULT, Christian C
141	99	39,44	2,5101	51,0537	42,54	447 GIBNEY, Jim J
142	77	30,87	2,4943	50,7322	42,28	426 BEZOT, Patrick P
143	106	43,14	2,4571	49,9752	41,65	190 PHELPS, David D
144	78	31,75	2,4567	49,9666	41,64	318 GRANDE, Freddy F
145	71	29,08	2,4415	49,6584	41,38	309 CAUDRELIER, Christian C
146	63	25,98	2,4249	49,3209	41,10	289 TRANCA, Germano G
147	97	40,25	2,4099	49,0157	40,85	331 REPLICA, Giorgio G
148	89	37,04	2,4028	48,8707	40,73	382 CHRAPKIEWICZ, Olivier O
149	78	32,64	2,3897	48,6042	40,50	346 MONTALE, Andrea A
150	97	40,91	2,3711	48,2249	40,19	182 EAP, Christophe C
151	108	45,66	2,3653	48,1080	40,09	275 BOUTIN, Julie J
152	98	42,30	2,3168	47,1211	39,27	322 BADI, Desiree
153	85	37,09	2,2917	46,6113	38,84	339 FEDERICI, Giulia G
154	76	33,38	2,2768	46,3080	38,59	155 CALLE, Xavier X
155	100	43,98	2,2738	46,2460	38,54	165 ALEXANDRE, Jean Marc J
156	77	34,51	2,2312	45,3811	37,82	415 NOUET, CHARLOTTE C
157	86	38,59	2,2286	45,3266	37,77	230 PASERO, Damien D
158	104	47,25	2,2011	44,7673	37,31	439 DE-RONGE, Charles
159	76	34,63	2,1946	44,6365	37,20	198 JOUY, Jean-claude
160	96	43,77	2,1933	44,6091	37,17	146 JOSI, Maggie M
161	80	36,58	2,1870	44,4811	37,07	142 CORTEZ, Carl C
162	108	49,99	2,1604	43,9410	36,62	429 FREDEZ, JEAN-MAURICE J
163	118	54,83	2,1521	43,7717	36,48	224 BRIDE, Martial M
164	102	48,28	2,1127	42,9697	35,81	395 DENOYELLES, Marie-Claude M
165	108	51,19	2,1098	42,9109	35,76	118 PRIBILINCOVA, HANA H
166	99	48,62	2,0362	41,4142	34,51	228 FOURNIER, Anne A
167	52	25,93	2,0054	40,7878	33,99	265 BUSSY, Laurent L
168	83	41,56	1,9971	40,6192	33,85	124 BELLOT, Mathieu M
169	66	34,25	1,9270	39,1934	32,66	458 ALIANI, FEDERICO F
170	83	43,96	1,8881	38,4016	32,00	180 CLAVEL, Victorien V
171	84	45,54	1,8445	37,5159	31,26	438 DARTOIS, Jean
172	59	33,27	1,7734	36,0685	30,06	229 GILANT, Christophe C
173	55	32,11	1,7129	34,8379	29,03	272 MALLET, Nicolas N
174	77	45,89	1,6779	34,1273	28,44	292 CHICA, Christian C
175	74	44,34	1,6689	33,9442	28,29	119 SARIK, Raido R
176	49	29,38	1,6678	33,9214	28,27	307 BALLIERE, Guillaume G
177	72	43,41	1,6586	33,7343	28,11	366 CALVAT, Jean J
178	101	63,26	1,5966	32,4729	27,06	67 COLLIN, Anne A
179	45	32,89	1,3682	27,8277	23,19	79 AGRINIER, Pascal P
180	59	46,84	1,2596	25,6191	21,35	128 LESAINE, Claudine C
181	48	38,62	1,2429	25,2789	21,07	286 PRIEUR, Perrine P
182	71	64,32	1,1039	22,4513	18,71	400 MERLIER, Andre A
183	40	37,48	1,0672	21,7065	18,09	141 BRULTEY, Pascal P
184	16	24,00	0,6667	13,5593	11,30	173 PHELPS, MIKAYLA M

PRODUCTION -- Overall Stage Results
CHAMPIONNAT DE FRANCE HANDGUN 2014

Printed mai 26, 2014 at 8:24



Stage 15 -- STAGE 15

	PTS	TIME	HIT FACTOR	STAGE POINTS	STAGE PERCENT	COMPETITOR # Name
185	0	46,57	0,0000	0,0000	0,00	113 FRICOU, ERIC E
186	0	37,99	0,0000	0,0000	0,00	388 MUNIER, Philippe P

CLASSIC -- Overall Stage Results
CHAMPIONNAT DE FRANCE HANDGUN 2014

Printed mai 26, 2014 at 8:24



Stage 15 -- STAGE 15

	PTS	TIME	HIT FACTOR	STAGE POINTS	STAGE PERCENT	COMPETITOR # Name
1	108	21,34	5,0609	120,0000	100,00	32 KUMMER, Patrick P
2	104	21,23	4,8987	116,1543	96,80	31 HOBDELL, Angus A
3	110	23,07	4,7681	113,0569	94,21	232 PICHENOT, Christophe C
4	110	24,47	4,4953	106,5886	88,82	39 PERROT, Laurent L
5	108	24,26	4,4518	105,5565	87,96	27 ALTUNA, Denis D
6	98	22,57	4,3420	102,9548	85,80	29 BOIT, Julien
7	114	27,05	4,2144	99,9285	83,27	448 LAMOUREUX, NICOLAS N
8	110	26,68	4,1229	97,7595	81,47	344 LES-ORTIZ, Jabier
9	97	23,71	4,0911	97,0046	80,84	36 NESTOLAT, Michel M
10	116	29,74	3,9005	92,4845	77,07	95 CHABOT, Romain R
11	104	27,66	3,7599	89,1524	74,29	34 MELEY, Philippe P
12	108	30,67	3,5214	83,4953	69,58	247 LANET, Luc L
13	114	32,38	3,5207	83,4795	69,57	64 BERRETTA, Maurizio M
14	97	27,86	3,4817	82,5548	68,80	30 GERARD, Joël J
15	104	30,59	3,3998	80,6131	67,18	126 HAPIAK, Pierre-françois P
16	111	34,22	3,2437	76,9121	64,09	362 SANGUINETTI, Rodolphe R
17	114	37,44	3,0449	72,1973	60,16	326 FAVETO, Pierluigi P
18	79	26,41	2,9913	70,9268	59,11	455 SANCHEZ-LUMBRERAS, JOSE-A J
19	100	33,89	2,9507	69,9649	58,30	99 DAZZI, GEORGES G
20	105	35,74	2,9379	69,6605	58,05	133 SENCE, Jean-marc J
21	79	30,09	2,6255	62,2525	51,88	57 ESPILEZ-ELIPE, Jose-Luis
22	83	33,90	2,4484	58,0537	48,38	437 SENGELIN, PHILIPPE P
23	81	37,33	2,1698	51,4493	42,87	136 TERKI, Sébastien S
24	86	40,89	2,1032	49,8693	41,56	440 GOUSSE, Jean-René
25	67	39,17	1,7105	40,5577	33,80	274 MASSAGUER-SALGADO, Enrique E

REVOLVER -- Overall Stage Results
CHAMPIONNAT DE FRANCE HANDGUN 2014

Printed mai 26, 2014 at 8:24



Stage 15 -- STAGE 15

	PTS	TIME	HIT FACTOR	STAGE POINTS	STAGE PERCENT	COMPETITOR # Name
1	110	31,56	3,4854	120,0000	100,00	430 ITANI, MARWAN M
2	114	36,00	3,1667	109,0255	90,85	143 DECARPIGNIES, Pascal P
3	106	37,25	2,8456	97,9727	81,64	91 SCHMOCKER, Ernst E
4	109	40,28	2,7061	93,1671	77,64	62 SCHEKIN, Oleg O
5	93	35,24	2,6390	90,8599	75,72	203 PHOTION, David D
6	106	45,15	2,3477	80,8302	67,36	419 BIZET, MATHIAS M
7	94	42,46	2,2138	76,2208	63,52	450 TOURNIER, PASCAL P
8	114	52,43	2,1743	74,8601	62,38	427 MACIOCI, PATRICK P
9	108	50,43	2,1416	73,7327	61,44	431 TRAVERS, SANDRINE S
10	90	61,75	1,4575	50,1800	41,82	460 DESROCHES, JOCELYNE J
11	14	47,95	0,2920	10,0523	8,38	192 SIMON, Bernard B

OPEN -- Overall Stage Results
CHAMPIONNAT DE FRANCE HANDGUN 2014

Printed mai 26, 2014 at 8:24



Stage 16 -- STAGE 16

	PTS	TIME	HIT FACTOR	STAGE POINTS	STAGE PERCENT	COMPETITOR # Name
1	57	8,37	6,8100	60,0000	100,00	18 DRUMMOND, Bill B
2	59	8,83	6,6818	58,8699	98,12	22 OBRIOT, Emile E
3	58	9,00	6,4444	56,7789	94,63	17 DEVILLE, Remy
4	59	9,75	6,0513	53,3150	88,86	104 MEIER, Dominic
5	58	9,74	5,9548	52,4651	87,44	21 OBRIOT, Thierry
6	58	9,91	5,8527	51,5651	85,94	144 HAAS, Peter P
7	59	10,60	5,5660	49,0397	81,73	77 TODARO, Giuseppe G
8	56	10,15	5,5172	48,6098	81,02	102 GRASSO, Bruno B
9	56	10,34	5,4159	47,7166	79,53	19 EGRET, Sebastien S
10	58	10,82	5,3604	47,2283	78,71	25 SZAKACS, Alex A
11	60	11,22	5,3476	47,1151	78,53	166 BETSCHART, Bruno B
12	55	10,32	5,3295	46,9553	78,26	140 BELLONI, Francois F
13	55	10,47	5,2531	46,2826	77,14	319 PESTIAUX, Thierry T
14	59	11,35	5,1982	45,7992	76,33	189 MONTARGOT, Renaud R
15	56	10,82	5,1756	45,5998	76,00	355 MARTIN, Patrice P
16	57	11,07	5,1491	45,3659	75,61	258 GIL-JIMENEZ, Mikael M
17	55	10,79	5,0973	44,9100	74,85	226 DESAGNEAUX, Jean-Luc J
18	58	11,44	5,0699	44,6688	74,45	345 MALANDA-RUIZ, Raket R
19	54	10,71	5,0420	44,4228	74,04	93 BALESI, Daniel
20	58	11,66	4,9743	43,8259	73,04	20 GIBERT, Philippe P
21	53	10,67	4,9672	43,7636	72,94	336 CASTRILLO, ALBERTO A
22	56	11,31	4,9514	43,6242	72,71	98 CZYKAJLO, JEROME J
23	51	10,55	4,8341	42,5912	70,99	234 RENAUD, Patrick P
24	56	11,60	4,8276	42,5336	70,89	301 PELLEGRINI, Jean-François J
25	59	12,30	4,7967	42,2619	70,44	84 DEVILLE, Jacques
26	58	12,16	4,7697	42,0239	70,04	42 CANETTA, Irene I
27	57	12,11	4,7069	41,4699	69,12	302 RENOUX, Gilles G
28	56	12,05	4,6473	40,9452	68,24	158 HELAIEM, Stephane
29	58	12,66	4,5814	40,3642	67,27	103 LELEU, CHRISTIAN C
30	58	12,95	4,4788	39,4603	65,77	399 MARCAND, Mickael M
31	57	12,78	4,4601	39,2958	65,49	176 SCHNEIDER, Patrik P
32	55	12,38	4,4426	39,1421	65,24	372 LOPEZ, Christophe C
33	52	11,74	4,4293	39,0245	65,04	139 BELLONI, Philippe P
34	41	9,28	4,4181	38,9258	64,88	58 ESPILEZ-URBON, Ivan I
35	56	12,97	4,3177	38,0408	63,40	46 DEMANET, Jean-michel J
36	54	12,70	4,2520	37,4621	62,44	376 VERDON, James J
37	55	13,37	4,1137	36,2438	60,41	253 BIZOUARN, Eric E
38	60	14,78	4,0595	35,7667	59,61	433 DESAUGERE, Jean-francois J
39	59	14,55	4,0550	35,7265	59,54	421 LAUREMBOURLE, JACQUES J
40	51	12,79	3,9875	35,1319	58,55	151 ZANARDI, Annamaria A
41	55	13,83	3,9769	35,0382	58,40	435 GRANDGERARD, Hervé
42	42	10,79	3,8925	34,2949	57,16	26 TARRADE, Alain A
43	56	14,50	3,8621	34,0269	56,71	445 MEUNIER, GERARD G
44	55	14,35	3,8328	33,7686	56,28	356 MARTIN, Olivia O
45	52	13,84	3,7572	33,1031	55,17	374 MABILAIS, Gregory G
46	54	14,47	3,7319	32,8796	54,80	85 DEVILLE, Pauline P

OPEN -- Overall Stage Results
CHAMPIONNAT DE FRANCE HANDGUN 2014

Printed mai 26, 2014 at 8:24



Stage 16 -- STAGE 16

	PTS	TIME	HIT FACTOR	STAGE POINTS	STAGE PERCENT	COMPETITOR # Name
47	59	15,97	3,6944	32,5498	54,25	428 MILLOT, PATRICK P
48	54	14,99	3,6024	31,7391	52,90	73 PETTENATI, Simonetta S
49	41	11,45	3,5808	31,5486	52,58	132 RANDAXHE, Patrick P
50	58	16,37	3,5431	31,2163	52,03	205 SALLET, Gauthier G
51	49	13,86	3,5354	31,1483	51,91	444 HUET, MICHEL M
52	52	14,81	3,5111	30,9350	51,56	369 GATEAU, Phiippe
53	55	15,76	3,4898	30,7474	51,25	87 GOUGIS, Rémi R
54	57	16,43	3,4693	30,5660	50,94	291 CERVELLO, Richard R
55	53	15,30	3,4641	30,5201	50,87	446 PITOT-AIMARETTI, Robert R
56	56	16,38	3,4188	30,1215	50,20	342 HORACI, BERNABE-PARDO B
57	42	12,63	3,3254	29,2987	48,83	90 OGANESSIAN, Sarkis S
58	39	12,04	3,2392	28,5391	47,57	273 MARTINEZ-DE-LAS-HERAS, Maria M
59	51	16,08	3,1716	27,9438	46,57	333 SAARBACH, Stafford S
60	59	19,04	3,0987	27,3015	45,50	129 PANE, Bernard B
61	53	17,12	3,0958	27,2756	45,46	186 IOZZO, Fabrice F
62	55	17,88	3,0761	27,1017	45,17	149 RIEDI, Serenella S
63	43	14,00	3,0714	27,0609	45,10	297 HAZAN, Albert A
64	53	17,36	3,0530	26,8985	44,83	383 CONNOUE, Gerard
65	54	17,76	3,0405	26,7888	44,65	393 DELDO, Nicolas
66	54	18,15	2,9752	26,2131	43,69	441 LASBLEIS, MICHEL M
67	56	18,85	2,9708	26,1745	43,62	59 ETOURNEAU, Helene H
68	54	18,40	2,9348	25,8570	43,09	111 DEMANGEOT, Laurent L
69	42	14,37	2,9228	25,7510	42,92	254 CABLE, Nathalie N
70	58	20,07	2,8899	25,4614	42,44	148 NOWAK, Hubert
71	43	15,07	2,8534	25,1395	41,90	424 ASTORG, GERARD G
72	36	12,66	2,8436	25,0536	41,76	78 AGRINIER, Didier D
73	40	14,08	2,8409	25,0299	41,72	290 BOUCHOUCHA, Marc M
74	56	20,04	2,7944	24,6202	41,03	432 WOLAN, Joseph J
75	41	15,56	2,6350	23,2154	38,69	245 GUINCHARD, Patrick P
76	29	11,57	2,5065	22,0834	36,81	138 AIELLO, Jean J
77	38	16,99	2,2366	19,7057	32,84	237 BUFFARD, Francois F
78	32	15,24	2,0997	18,4998	30,83	257 GIL-JIMENEZ, Pierre P
79	50	24,55	2,0367	17,9440	29,91	240 CHARPENTIER, Bernard
80	28	19,06	1,4690	12,9431	21,57	436 SAUTOUR, JACQUES J
81	21	16,82	1,2485	11,0001	18,33	330 PERNIGOTTI, Gerolamo G
82	14	13,42	1,0432	9,1913	15,32	60 PENALVA-PASQUET, Pierre-jean P
83	0	12,76	0,0000	0,0000	0,00	364 BOVIN, Loic L

STANDARD -- Overall Stage Results
CHAMPIONNAT DE FRANCE HANDGUN 2014

Printed mai 26, 2014 at 8:24



Stage 16 -- STAGE 16

	PTS	TIME	HIT FACTOR	STAGE POINTS	STAGE PERCENT	COMPETITOR # Name
1	55	10,60	5,1887	60,0000	100,00	404 SILVA, Manuel M
2	58	11,22	5,1693	59,7764	99,63	47 JAIME-DIAZ, Juan-Carlos
3	53	10,61	4,9953	57,7637	96,27	321 SAUDEMONT, Tom T
4	57	11,48	4,9652	57,4153	95,69	49 MIDGLEY, GREGORY G
5	58	11,70	4,9573	57,3240	95,54	50 PESCE, Fabrizio F
6	52	10,55	4,9289	56,9961	94,99	51 POIRET, Jerome
7	58	11,78	4,9236	56,9347	94,89	284 GUILLAUME, Bertrand B
8	52	10,92	4,7619	55,0649	91,77	392 COSTA, Luis L
9	57	12,46	4,5746	52,8995	88,17	168 BROSCHE, Hampi
10	56	12,32	4,5455	52,5620	87,60	101 GOLI, GERARD G
11	50	11,15	4,4843	51,8549	86,42	227 FLEISCHER, ALEXANDER A
12	59	13,63	4,3287	50,0554	83,43	45 DA-ROS, Philippe P
13	54	12,52	4,3131	49,8751	83,13	340 FERRERO-POZA, Carlos
14	58	13,65	4,2491	49,1349	81,89	53 ZOLLA, Luca
15	58	13,66	4,2460	49,0989	81,83	459 GUBIN, YLIA Y
16	53	12,50	4,2400	49,0298	81,72	255 CABLE, Xavier X
17	58	13,94	4,1607	48,1127	80,19	304 SENDOU, Frederic F
18	54	13,12	4,1159	47,5942	79,32	43 COLOMBINI, Jean Pierre J
19	58	14,19	4,0874	47,2650	78,78	109 BISIQU, Stéphane S
20	56	13,96	4,0115	46,3871	77,31	408 FELT, OLIVIER O
21	59	14,77	3,9946	46,1919	76,99	217 LEVIS, Luca L
22	55	13,87	3,9654	45,8544	76,42	260 LAMY, Jean-Michel
23	59	15,01	3,9307	45,4533	75,76	442 BELLON-ESBELIN, Yann Y
24	52	13,26	3,9216	45,3476	75,58	296 GUINTOLI, Gilles G
25	56	14,36	3,8997	45,0950	75,16	293 DIEU, Steeve S
26	58	14,95	3,8796	44,8623	74,77	242 COQUELLE, Philippe P
27	52	13,47	3,8604	44,6406	74,40	80 BEAUNIER, François F
28	55	14,54	3,7827	43,7414	72,90	457 LOPUNOV, SERGEY S
29	52	13,80	3,7681	43,5731	72,62	48 MARCHAL, Florian F
30	55	14,65	3,7543	43,4130	72,35	44 CUTAYA, Christian C
31	59	15,89	3,7130	42,9361	71,56	248 NATALIZIO, Silvain S
32	58	15,71	3,6919	42,6920	71,15	215 GUASTELLA, Vincenzo V
33	58	15,82	3,6662	42,3951	70,66	82 CARRIER, Philippe P
34	57	15,67	3,6375	42,0630	70,11	147 MACHET, Christophe C
35	60	16,57	3,6210	41,8720	69,79	443 GOY, PHILIPPE P
36	54	14,95	3,6120	41,7683	69,61	37 NESTOLAT, Vincent V
37	58	16,18	3,5847	41,4518	69,09	172 MOURGUES, Jacques J
38	43	12,00	3,5833	41,4364	69,06	271 IBANEZ, Gorka G
39	58	16,52	3,5109	40,5987	67,66	68 FORMENTO, Federico-Maria
40	56	16,34	3,4272	39,6306	66,05	121 TRUONG-VINH-TONG, Andre
41	50	14,60	3,4247	39,6015	66,00	306 WAVRANT, Xavier X
42	56	16,37	3,4209	39,5580	65,93	244 EDO, Damia D
43	53	15,54	3,4106	39,4384	65,73	33 MARTIN-PRIVAT, Pierre P
44	51	14,97	3,4068	39,3952	65,66	175 RACLOT, Gerard G
45	54	15,91	3,3941	39,2480	65,41	363 VANDENABEELLE, Christian C
46	58	17,36	3,3410	38,6343	64,39	221 ROSSIGNOL, Bernard B

STANDARD -- Overall Stage Results
CHAMPIONNAT DE FRANCE HANDGUN 2014

Printed mai 26, 2014 at 8:24



Stage 16 -- STAGE 16

	PTS	TIME	HIT FACTOR	STAGE POINTS	STAGE PERCENT	COMPETITOR # Name
47	43	13,50	3,1852	36,8323	61,39	403 SAMPAIO, Mauricio M
48	50	15,85	3,1546	36,4783	60,80	250 OTERO, MARK M
49	58	18,50	3,1351	36,2536	60,42	409 FONDER, Anne-valérie
50	58	18,83	3,0802	35,6182	59,36	303 ROTON, Patrick P
51	56	18,44	3,0369	35,1173	58,53	214 FONTAINE, Frederic F
52	46	15,24	3,0184	34,9034	58,17	252 BIZOUARN, Mireille M
53	50	16,93	2,9533	34,1513	56,92	417 WEBER, MATTHIAS M
54	54	18,40	2,9348	33,9368	56,56	38 PERROT, Manuela M
55	50	17,42	2,8703	33,1907	55,32	390 PEPY, Pascal P
56	37	12,94	2,8594	33,0645	55,11	115 LAPEYRE, Franck F
57	48	16,90	2,8402	32,8435	54,74	425 BERTRAND, Elian E
58	39	13,80	2,8261	32,6798	54,47	279 CARTIER, Serge S
59	52	18,84	2,7601	31,9166	53,19	262 RAOUL, Catherine C
60	45	16,55	2,7190	31,4419	52,40	418 WEBER, DIDIER D
61	51	18,76	2,7185	31,4363	52,39	261 PROMIS, Stephan S
62	36	13,26	2,7149	31,3945	52,32	212 DESTREBECK, Marian M
63	47	17,89	2,6272	30,3796	50,63	268 GOUTTEBESSIS, Francis F
64	53	21,45	2,4709	28,5721	47,62	249 NERI, Christian C
65	46	18,78	2,4494	28,3241	47,21	423 TREUSSARD, FRANCOIS F
66	44	18,06	2,4363	28,1728	46,95	127 HOCQUET, Serge
67	44	18,14	2,4256	28,0485	46,75	108 BACH, Lucas L
68	54	22,69	2,3799	27,5203	45,87	246 KOCH, Pascal P
69	46	21,65	2,1247	24,5694	40,95	266 BUSSY, Isabelle I
70	56	27,05	2,0702	23,9395	39,90	209 TRUONG, Phung P
71	50	25,04	1,9968	23,0903	38,48	358 MEUNIER, ALAIN A
72	39	19,65	1,9847	22,9507	38,25	66 CABONA, Carolina
73	37	20,27	1,8254	21,1078	35,18	264 BLONDIAUX, SOPHIE S
74	24	13,22	1,8154	20,9930	34,99	377 WERBROUCK, Florent F
75	35	20,02	1,7483	20,2162	33,69	114 JOACHIM, Eric E
76	50	29,01	1,7235	19,9304	33,22	381 CAMUGLI, JEAN-PIERRE J
77	35	21,29	1,6440	19,0102	31,68	110 DAGORNO, Paul P
78	26	19,45	1,3368	15,4578	25,76	97 CLOT, Jean-marc J
79	22	16,82	1,3080	15,1249	25,21	41 WURSTER, Sabine S
80	21	17,68	1,1878	13,7351	22,89	263 RAOUL, Eric E
81	9	15,61	0,5766	6,6671	11,11	320 PORREYE, Xavier
82	3	13,32	0,2252	2,6044	4,34	137 VANDAL, Olivier O
83	0	33,92	0,0000	0,0000	0,00	334 BARILLARI, Giampaolo G

PRODUCTION -- Overall Stage Results
CHAMPIONNAT DE FRANCE HANDGUN 2014

Printed mai 26, 2014 at 8:24



Stage 16 -- STAGE 16

	PTS	TIME	HIT FACTOR	STAGE POINTS	STAGE PERCENT	COMPETITOR # Name
1	58	10,20	5,6863	60,0000	100,00	7 GUICHARD, Louis L
2	56	9,92	5,6452	59,5662	99,28	15 ZAPLETAL, Miroslav M
3	58	10,41	5,5716	58,7896	97,98	6 GRAUFFEL, Eric
4	60	10,91	5,4995	58,0296	96,72	8 HELLER, Peter P
5	60	11,25	5,3333	56,2759	93,79	4 CARRIE, Stéphane S
6	54	11,32	4,7703	50,3351	83,89	411 GUSHINA, MARIA M
7	54	11,44	4,7203	49,8071	83,01	278 CARDOT, Thierry T
8	52	11,20	4,6429	48,9901	81,65	398 LERETRIF, Nicolas N
9	54	11,66	4,6312	48,8673	81,45	396 JOAO, Manuel
10	56	12,17	4,6015	48,5535	80,92	145 JOSI, Oliver O
11	58	12,73	4,5562	48,0754	80,13	153 BECRET, Jean-guy J
12	58	12,84	4,5171	47,6635	79,44	347 SALINAS-LAGUNA, Vicente V
13	56	12,69	4,4129	46,5639	77,61	154 BOITIAUX, Bertrand
14	58	13,19	4,3973	46,3988	77,33	81 BEDROSSIAN, Marc
15	50	11,52	4,3403	45,7974	76,33	170 GARCIA, Frank F
16	48	11,12	4,3165	45,5470	75,91	11 RIBAS, Guga
17	58	13,46	4,3091	45,4680	75,78	40 WILLMES, Siegfried S
18	56	13,09	4,2781	45,1411	75,24	394 DENOYELLES, Morgan M
19	48	11,40	4,2105	44,4283	74,05	317 GHJISELINK, Maxime M
20	50	11,92	4,1946	44,2606	73,77	1 AMARO, Dominique D
21	58	13,84	4,1908	44,2197	73,70	243 COUPE, Laurent L
22	56	13,38	4,1854	44,1627	73,60	308 BROCHARD, Pierre P
23	54	12,96	4,1667	43,9655	73,28	407 FELT, BAPTISTE B
24	58	13,93	4,1637	43,9339	73,22	213 DONOFRIO, Ciriaco C
25	58	14,04	4,1311	43,5897	72,65	405 BURGADA, LAURENT L
26	52	12,68	4,1009	43,2720	72,12	3 BURGADA, Luc L
27	58	14,20	4,0845	43,0986	71,83	204 PITTIER, Alain A
28	52	12,81	4,0593	42,8329	71,39	410 GUSHIN, MICKAIL M
29	56	13,84	4,0462	42,6948	71,16	238 BUSSER, Alain A
30	56	13,87	4,0375	42,6025	71,00	401 RAMOS, Miguel
31	52	12,91	4,0279	42,5011	70,84	5 GOUGIS, Christophe C
32	58	14,65	3,9590	41,7747	69,62	220 PLAIT, Antoine A
33	54	13,72	3,9359	41,5301	69,22	269 GUTIERREZ, Jorge J
34	58	14,75	3,9322	41,4915	69,15	200 MARYE, Christophe C
35	54	13,74	3,9301	41,4697	69,12	348 VERLINDE, Camille C
36	54	13,75	3,9273	41,4395	69,07	251 BERGAMASCO, Nicolas N
37	56	14,26	3,9271	41,4373	69,06	161 MOURICE, Benoit B
38	56	14,27	3,9243	41,4083	69,01	231 PICARD, Nicolas N
39	50	12,80	3,9063	41,2177	68,70	318 GRANDE, Freddy F
40	52	13,35	3,8951	41,1003	68,50	406 DAGUENEL, LAETITIA L
41	52	13,41	3,8777	40,9164	68,19	178 VACHER, Benoit B
42	58	15,00	3,8667	40,8000	68,00	188 MEUNIER, Pierre P
43	48	12,48	3,8462	40,5836	67,64	397 JORGE, Paulo P
44	50	13,05	3,8314	40,4281	67,38	162 PEREZ, Guillaume G
45	50	13,08	3,8226	40,3353	67,23	94 BURKHALTER, Christine C
46	54	14,19	3,8055	40,1545	66,92	75 ROI, Harel H

PRODUCTION -- Overall Stage Results**CHAMPIONNAT DE FRANCE HANDGUN 2014**

Printed mai 26, 2014 at 8:24

**Stage 16 -- STAGE 16**

	PTS	TIME	HIT FACTOR	STAGE POINTS	STAGE PERCENT	COMPETITOR # Name
47	56	15,01	3,7308	39,3669	65,61	54 CANTOS, Francisco F
48	52	14,01	3,7116	39,1641	65,27	315 DURO, Jeremie J
49	48	12,99	3,6951	38,9902	64,98	83 CASSIGNAC, Jean-paul J
50	58	15,79	3,6732	38,7587	64,60	196 CHERNOGOROV, Alexander A
51	52	14,40	3,6111	38,1034	63,51	241 CLIN, Robert R
52	54	14,97	3,6072	38,0623	63,44	183 HAUSER, Lionel L
53	54	15,06	3,5857	37,8349	63,06	96 CLAIRE, Olivier O
54	46	12,85	3,5798	37,7727	62,95	173 PHELPS, MIKAYLA M
55	50	14,08	3,5511	37,4706	62,45	177 UJEVIC, Christophe C
56	45	12,72	3,5377	37,3292	62,22	359 NASSO, Michel M
57	52	14,80	3,5135	37,0736	61,79	164 TEISSIER, Philippe P
58	56	16,01	3,4978	36,9080	61,51	216 GUILMART, Nicolas N
59	50	14,39	3,4746	36,6634	61,11	160 MARTORELL, Damien D
60	52	15,04	3,4574	36,4820	60,80	125 DEMARET, Christian C
61	56	16,27	3,4419	36,3182	60,53	350 BOHAIN, JEAN-LUC J
62	52	15,21	3,4188	36,0743	60,12	309 CAUDRELIER, Christian C
63	50	14,69	3,4037	35,9146	59,86	167 BOUCAUT, Jean Louis J
64	39	11,56	3,3737	35,5984	59,33	12 SAGON, Aurélien A
65	48	14,25	3,3684	35,5426	59,24	289 TRANCA, Germano G
66	56	16,66	3,3613	35,4680	59,11	416 NYCZ, MARGAUX M
67	50	14,97	3,3400	35,2429	58,74	163 SANCEAU, Thierry T
68	50	15,16	3,2982	34,8012	58,00	179 BAUSCH, Pierre P
69	54	16,38	3,2967	34,7859	57,98	287 RIOU, Sylvain
70	56	17,10	3,2749	34,5554	57,59	386 LAMISCARRE, Joel J
71	41	12,52	3,2748	34,5544	57,59	281 DHELIN, Herve H
72	52	15,90	3,2704	34,5088	57,51	152 ARENA, Gyl G
73	56	17,14	3,2672	34,4747	57,46	385 FIGOLI, Sergio S
74	46	14,10	3,2624	34,4241	57,37	86 FRICKER, Claudia C
75	52	16,01	3,2480	34,2717	57,12	456 MAZY, LAURENT L
76	58	17,92	3,2366	34,1518	56,92	235 ROSSI, Benvenuto B
77	46	14,24	3,2303	34,0856	56,81	195 BRUNO, Alfonsino
78	48	14,89	3,2236	34,0150	56,69	307 BALLIERE, Guillaume G
79	54	16,83	3,2086	33,8558	56,43	233 RAPHOZ, Dominic D
80	35	10,91	3,2081	33,8506	56,42	210 ARMENDARIZ, Sebastien S
81	52	16,21	3,2079	33,8488	56,41	142 CORTEZ, Carl C
82	56	17,46	3,2073	33,8429	56,40	134 SIMSON, James J
83	48	14,97	3,2064	33,8332	56,39	384 DALLEAU, Eric E
84	52	16,22	3,2059	33,8280	56,38	339 FEDERICI, Giulia G
85	52	16,26	3,1980	33,7447	56,24	329 OBERTI, Claudio C
86	58	18,16	3,1938	33,7004	56,17	277 CARDOEN, Vincent V
87	58	18,41	3,1505	33,2428	55,40	191 PREDOVICH, Dan D
88	42	13,45	3,1227	32,9496	54,92	351 GAL, Didier D
89	52	16,67	3,1194	32,9148	54,86	223 WOHNER, Jean-philippe J
90	46	15,01	3,0646	32,3371	53,90	352 GUILHOT, Patrick P
91	52	16,99	3,0606	32,2949	53,82	259 JOURDE, Philippe P
92	37	12,30	3,0081	31,7410	52,90	65 BORRALLO, JUAN J

PRODUCTION -- Overall Stage Results**CHAMPIONNAT DE FRANCE HANDGUN 2014**

Printed mai 26, 2014 at 8:24

**Stage 16 -- STAGE 16**

	PTS	TIME	HIT FACTOR	STAGE POINTS	STAGE PERCENT	COMPETITOR # Name
93	43	14,36	2,9944	31,5964	52,66	89 MEICHTRY, Markus M
94	54	18,14	2,9768	31,4109	52,35	92 WALDMANN, Daniel D
95	44	14,84	2,9650	31,2854	52,14	55 CORNUT, Pierre P
96	46	15,55	2,9582	31,2141	52,02	194 VALANCE, Thomas T
97	41	14,08	2,9119	30,7259	51,21	332 RUINI, Claudio C
98	56	19,29	2,9031	30,6323	51,05	201 MATTER, Sebastien S
99	50	17,40	2,8736	30,3210	50,54	146 JOSI, Maggie M
100	56	19,52	2,8689	30,2713	50,45	122 ARTAL, Audrey A
101	58	20,28	2,8600	30,1775	50,30	112 EVESQUE, Michel M
102	54	18,99	2,8436	30,0049	50,01	165 ALEXANDRE, Jean Marc J
103	48	16,97	2,8285	29,8458	49,74	461 FOURNIER, ALEXANDRE A
104	50	17,72	2,8217	29,7735	49,62	130 PAYRAULT, Christian C
105	48	17,16	2,7972	29,5153	49,19	357 MELISSA, Aurelie A
106	52	18,64	2,7897	29,4361	49,06	182 EAP, Christophe C
107	44	15,83	2,7795	29,3289	48,88	199 MARYE, Georges G
108	33	11,92	2,7685	29,2120	48,69	9 LAVERGNE, Mathieu M
109	40	14,48	2,7624	29,1484	48,58	2 BACULARD, Patrick
110	48	17,40	2,7586	29,1082	48,51	452 CARRACEDO-GUERRA, MARIA M
111	40	14,57	2,7454	28,9684	48,28	343 JUHEL, Julien J
112	56	20,57	2,7224	28,7261	47,88	118 PRIBILINCOVA, HANA H
113	42	15,57	2,6975	28,4632	47,44	105 NEUMANN, Julien J
114	58	21,81	2,6593	28,0605	46,77	387 MONTURY, ROBERT R
115	44	16,60	2,6506	27,9684	46,61	391 BESSA, Ana A
116	50	18,98	2,6344	27,7970	46,33	141 BRULTEY, Pascal P
117	48	18,34	2,6172	27,6163	46,03	207 SANTERRE, Sebastien S
118	43	16,48	2,6092	27,5318	45,89	131 POUJOL, Marc M
119	44	17,00	2,5882	27,3103	45,52	346 MONTALE, Andrea A
120	41	15,91	2,5770	27,1917	45,32	280 DA-COSTA-LEIRAS, Rasael R
121	39	15,14	2,5760	27,1808	45,30	116 MOINE, Christian C
122	41	15,92	2,5754	27,1747	45,29	222 WELTER, Tony T
123	54	21,09	2,5605	27,0172	45,03	353 HUMILIER, Nicolas N
124	48	18,84	2,5478	26,8834	44,81	198 JOUY, Jean-claude
125	42	16,50	2,5455	26,8589	44,76	197 JEANJEAN, Jerome J
126	43	16,90	2,5444	26,8476	44,75	349 BALANDRAUX, Yves
127	27	10,69	2,5257	26,6508	44,42	150 SCHRANER, Remo R
128	40	15,98	2,5031	26,4123	44,02	373 LOUVIER, Sebastien S
129	46	18,45	2,4932	26,3078	43,85	366 CALVAT, Jean J
130	39	15,81	2,4668	26,0289	43,38	276 BOUTIN, Herve H
131	39	15,90	2,4528	25,8816	43,14	135 SOUL, Emmanuel E
132	42	17,57	2,3904	25,2232	42,04	74 RODRIGUEZ-PINTOR, JUAN J
133	40	16,85	2,3739	25,0486	41,75	415 NOUET, CHARLOTTE C
134	31	13,06	2,3737	25,0462	41,74	314 DONOT, Marc M
135	40	16,98	2,3557	24,8568	41,43	360 PLANO, Olivier O
136	48	20,51	2,3403	24,6944	41,16	230 PASERO, Damien D
137	56	24,04	2,3295	24,5797	40,97	429 FREDEZ, JEAN-MAURICE J
138	40	17,18	2,3283	24,5675	40,95	155 CALLE, Xavier X

PRODUCTION -- Overall Stage Results**CHAMPIONNAT DE FRANCE HANDGUN 2014**


Printed mai 26, 2014 at 8:24

**Stage 16 -- STAGE 16**

	PTS	TIME	HIT FACTOR	STAGE POINTS	STAGE PERCENT	COMPETITOR # Name
139	37	16,02	2,3096	24,3704	40,62	447 GIBNEY, Jim J
140	46	20,16	2,2817	24,0764	40,13	228 FOURNIER, Anne A
141	42	18,65	2,2520	23,7626	39,60	458 ALIANI, FEDERICO F
142	38	16,99	2,2366	23,6001	39,33	239 BUSSER, Celine C
143	39	17,52	2,2260	23,4884	39,15	272 MALLET, Nicolas N
144	44	19,83	2,2189	23,4128	39,02	382 CHRAPKIEWICZ, Olivier O
145	54	24,82	2,1757	22,9570	38,26	331 REPLICA, Giorgio G
146	34	15,82	2,1492	22,6775	37,80	120 SIMONIN, Thierry T
147	37	17,30	2,1387	22,5673	37,61	106 ORLANDINI, Alberto A
148	48	22,53	2,1305	22,4804	37,47	371 LAPP, Pascal P
149	52	24,66	2,1087	22,2502	37,08	190 PHELPS, David D
150	37	18,00	2,0556	21,6897	36,15	229 GILANT, Christophe C
151	54	26,97	2,0022	21,1269	35,21	275 BOUTIN, Julie J
152	31	16,26	1,9065	20,1171	33,53	88 LATREILLE, Philippe P
153	37	19,51	1,8965	20,0110	33,35	79 AGRINIER, Pascal P
154	40	21,79	1,8357	19,3698	32,28	193 THOMAS, Jean-luc J
155	44	24,25	1,8144	19,1454	31,91	395 DENOYELLES, Marie-Claude M
156	58	32,71	1,7732	18,7099	31,18	224 BRIDE, Martial M
157	54	30,46	1,7728	18,7063	31,18	400 MERLIER, Andre A
158	29	16,55	1,7523	18,4894	30,82	265 BUSSY, Laurent L
159	27	15,52	1,7397	18,3567	30,59	267 CROUZET, Stephane S
160	40	24,18	1,6543	17,4553	29,09	128 LESAINE, Claudine C
161	40	24,65	1,6227	17,1225	28,54	439 DE-RONGE, Charles
162	58	37,53	1,5454	16,3069	27,18	67 COLLIN, Anne A
163	35	22,68	1,5432	16,2835	27,14	438 DARTOIS, Jean
164	23	15,09	1,5242	16,0828	26,80	335 CANEPA, Carlo C
165	30	20,25	1,4815	15,6322	26,05	305 STEVE, Peter P
166	21	14,23	1,4758	15,5718	25,95	316 GERARD, Emmanuel E
167	37	26,11	1,4171	14,9527	24,92	113 FRICOU, ERIC E
168	27	19,28	1,4004	14,7768	24,63	124 BELLOT, Mathieu M
169	20	14,53	1,3765	14,5240	24,21	361 POULAIN, Renaud R
170	21	15,82	1,3274	14,0067	23,34	285 POLO, Bruno B
171	34	27,16	1,2518	13,2091	22,02	292 CHICA, Christian C
172	28	23,57	1,1880	12,5349	20,89	119 SARIK, Raido R
173	28	24,00	1,1667	12,3103	20,52	426 BEZOT, Patrick P
174	18	15,76	1,1421	12,0515	20,09	187 JONDREVILLE, Dominique D
175	22	19,81	1,1106	11,7182	19,53	107 VERITE, Isabelle I
176	24	23,23	1,0331	10,9015	18,17	180 CLAVEL, Victorien V
177	13	13,91	0,9346	9,8614	16,44	299 LEGAL, Eric E
178	21	25,51	0,8232	8,6862	14,48	338 DUCHESNE, Frédéric F
179	11	19,64	0,5601	5,9098	9,85	283 FERNANDES, Olivier O
180	6	16,16	0,3713	3,9177	6,53	322 BADI, Desiree
181	0	21,84	0,0000	0,0000	0,00	286 PRIEUR, Perrine P
182	0	19,26	0,0000	0,0000	0,00	388 MUNIER, Philippe P

CLASSIC -- Overall Stage Results
CHAMPIONNAT DE FRANCE HANDGUN 2014

Printed mai 26, 2014 at 8:24



Stage 16 -- STAGE 16

	PTS	TIME	HIT FACTOR	STAGE POINTS	STAGE PERCENT	COMPETITOR # Name
1	54	10,39	5,1973	60,0000	100,00	31 HOBDELL, Angus A
2	56	11,73	4,7741	55,1141	91,86	32 KUMMER, Patrick P
3	58	12,38	4,6850	54,0854	90,14	27 ALTUNA, Denis D
4	50	11,29	4,4287	51,1269	85,21	29 BOIT, Julien
5	56	13,59	4,1207	47,5709	79,28	232 PICHENOT, Christophe C
6	50	12,44	4,0193	46,4005	77,33	344 LES-ORTIZ, Jabier
7	56	13,97	4,0086	46,2769	77,13	39 PERROT, Laurent L
8	56	14,01	3,9971	46,1448	76,91	30 GERARD, Joël J
9	54	13,54	3,9882	46,0414	76,74	36 NESTOLAT, Michel M
10	56	15,56	3,5990	41,5481	69,25	448 LAMOUREUX, NICOLAS N
11	58	16,45	3,5258	40,7038	67,84	64 BERRETTA, Maurizio M
12	57	16,42	3,4714	40,0751	66,79	362 SANGUINETTI, Rodolphe R
13	52	15,38	3,3810	39,0319	65,05	57 ESPILEZ-ELIPE, Jose-Luis
14	57	16,98	3,3569	38,7534	64,59	326 FAVETO, Pierluigi P
15	44	13,31	3,3058	38,1634	63,61	34 MELEY, Philippe P
16	58	18,19	3,1886	36,8102	61,35	133 SENCE, Jean-marc J
17	54	17,02	3,1727	36,6275	61,05	247 LANET, Luc L
18	52	16,53	3,1458	36,3165	60,53	126 HAPIAK, Pierre-françois P
19	38	12,61	3,0135	34,7890	57,98	99 DAZZI, GEORGES G
20	48	20,78	2,3099	26,6667	44,44	437 SENGELIN, PHILIPPE P
21	58	27,69	2,0946	24,1812	40,30	440 GOUSSE, Jean-René
22	23	15,05	1,5282	17,6427	29,40	95 CHABOT, Romain R
23	25	17,53	1,4261	16,4638	27,44	136 TERKI, Sébastien S
24	21	15,77	1,3316	15,3731	25,62	455 SANCHEZ-LUMBRERAS, JOSE-A J
25	23	21,39	1,0753	12,4134	20,69	274 MASSAGUER-SALGADO, Enrique E

REVOLVER -- Overall Stage Results
CHAMPIONNAT DE FRANCE HANDGUN 2014

Printed mai 26, 2014 at 8:24



Stage 16 -- STAGE 16

	PTS	TIME	HIT FACTOR	STAGE POINTS	STAGE PERCENT	COMPETITOR # Name
1	58	13,66	4,2460	60,0000	100,00	430 ITANI, MARWAN M
2	58	16,71	3,4710	49,0485	81,75	143 DECARPIGNIES, Pascal P
3	57	18,10	3,1492	44,5010	74,17	91 SCHMOCKER, Ernst E
4	57	18,42	3,0945	43,7280	72,88	62 SCHEKIN, Oleg O
5	56	21,78	2,5712	36,3332	60,56	203 PHOTION, David D
6	59	27,68	2,1315	30,1203	50,20	192 SIMON, Bernard B
7	52	24,72	2,1036	29,7255	49,54	419 BIZET, MATHIAS M
8	37	22,14	1,6712	23,6155	39,36	427 MACIOCI, PATRICK P
9	32	22,84	1,4011	19,7983	33,00	450 TOURNIER, PASCAL P
10	33	27,85	1,1849	16,7441	27,91	431 TRAVERS, SANDRINE S
11	24	34,25	0,7007	9,9020	16,50	460 DESROCHES, JOCELYNE J

OPEN -- Overall Stage Results
CHAMPIONNAT DE FRANCE HANDGUN 2014

Printed mai 26, 2014 at 8:24



Stage 17 -- STAGE 17

	PTS	TIME	HIT FACTOR	STAGE POINTS	STAGE PERCENT	COMPETITOR # Name
1	60	8,32	7,2115	60,0000	100,00	18 DRUMMOND, Bill B
2	57	8,25	6,9091	57,4836	95,81	22 OBRIOT, Emile E
3	57	8,43	6,7616	56,2562	93,76	58 ESPILEZ-URBON, Ivan I
4	59	8,92	6,6143	55,0314	91,72	17 DEVILLE, Remy
5	59	9,09	6,4906	54,0022	90,00	104 MEIER, Dominic
6	59	9,29	6,3509	52,8396	88,07	226 DESAGNEAUX, Jean-Luc J
7	56	8,92	6,2780	52,2332	87,06	140 BELLONI, Francois F
8	59	9,62	6,1331	51,0270	85,05	176 SCHNEIDER, Patrik P
9	58	9,64	6,0166	50,0581	83,43	19 EGRET, Sebastien S
10	58	9,68	5,9917	49,8512	83,09	342 HORACI, BERNABE-PARDO B
11	58	9,77	5,9365	49,3920	82,32	144 HAAS, Peter P
12	58	9,78	5,9305	49,3415	82,24	77 TODARO, Giuseppe G
13	59	10,03	5,8824	48,9412	81,57	25 SZAKACS, Alex A
14	53	9,09	5,8306	48,5104	80,85	98 CZYKAJLO, JEROME J
15	59	10,22	5,7730	48,0313	80,05	26 TARRADE, Alain A
16	58	10,35	5,6039	46,6242	77,71	336 CASTRILLO, ALBERTO A
17	55	9,88	5,5668	46,3158	77,19	189 MONTARGOT, Renaud R
18	58	10,42	5,5662	46,3109	77,18	234 RENAUD, Patrick P
19	56	10,09	5,5500	46,1764	76,96	21 OBRIOT, Thierry
20	57	10,31	5,5286	45,9981	76,66	355 MARTIN, Patrice P
21	58	10,55	5,4976	45,7403	76,23	46 DEMANET, Jean-michel J
22	59	10,76	5,4833	45,6208	76,03	87 GOUGIS, Rémi R
23	52	9,60	5,4167	45,0667	75,11	319 PESTIAUX, Thierry T
24	58	10,76	5,3903	44,8476	74,75	20 GIBERT, Philippe P
25	56	10,53	5,3181	44,2469	73,74	158 HELAIEM, Stephane
26	54	10,19	5,2993	44,0903	73,48	166 BETSCHART, Bruno B
27	53	10,11	5,2423	43,6162	72,69	258 GIL-JIMENEZ, Mikael M
28	58	11,20	5,1786	43,0857	71,81	42 CANETTA, Irene I
29	60	11,63	5,1591	42,9235	71,54	302 RENOUX, Gilles G
30	60	11,77	5,0977	42,4129	70,69	345 MALANDA-RUIZ, Raket R
31	55	10,83	5,0785	42,2530	70,42	253 BIZOUARN, Eric E
32	58	11,47	5,0567	42,0715	70,12	103 LELEU, CHRISTIAN C
33	59	11,81	4,9958	41,5648	69,27	356 MARTIN, Olivia O
34	56	11,29	4,9601	41,2684	68,78	78 AGRINIER, Didier D
35	59	12,17	4,8480	40,3353	67,23	73 PETTENATI, Simonetta S
36	55	11,47	4,7951	39,8954	66,49	151 ZANARDI, Annamaria A
37	59	12,43	4,7466	39,4916	65,82	290 BOUCHOUCHA, Marc M
38	59	12,44	4,7428	39,4598	65,77	186 IOZZO, Fabrice F
39	53	11,23	4,7195	39,2662	65,44	132 RANDAXHE, Patrick P
40	55	11,70	4,7009	39,1111	65,19	93 BALES, Daniel
41	57	12,25	4,6531	38,7135	64,52	60 PENALVA-PASQUET, Pierre-jean P
42	57	12,33	4,6229	38,4623	64,10	245 GUINCHARD, Patrick P
43	57	12,38	4,6042	38,3069	63,84	444 HUET, MICHEL M
44	51	11,18	4,5617	37,9535	63,26	399 MARCAND, Mickael M
45	59	12,99	4,5420	37,7891	62,98	297 HAZAN, Albert A
46	56	12,37	4,5271	37,6653	62,78	301 PELLEGRINI, Jean-François J

OPEN -- Overall Stage Results
CHAMPIONNAT DE FRANCE HANDGUN 2014

Printed mai 26, 2014 at 8:24



Stage 17 -- STAGE 17

	PTS	TIME	HIT FACTOR	STAGE POINTS	STAGE PERCENT	COMPETITOR # Name
47	57	12,65	4,5059	37,4893	62,48	369 GATEAU, Phippe
48	58	13,08	4,4343	36,8930	61,49	84 DEVILLE, Jacques
49	57	13,13	4,3412	36,1188	60,20	273 MARTINEZ-DE-LAS-HERAS, Maria M
50	60	13,98	4,2918	35,7082	59,51	445 MEUNIER, GERARD G
51	58	13,52	4,2899	35,6923	59,49	205 SALLET, Gauthier G
52	58	13,53	4,2868	35,6659	59,44	139 BELLONI, Philippe P
53	40	9,50	4,2105	35,0316	58,39	102 GRASSO, Bruno B
54	59	14,14	4,1726	34,7157	57,86	433 DESAUGERE, Jean-francois J
55	58	13,91	4,1697	34,6916	57,82	85 DEVILLE, Pauline P
56	56	13,53	4,1389	34,4361	57,39	421 LAUREMBOURLE, JACQUES J
57	59	14,37	4,1058	34,1601	56,93	435 GRANDGERARD, Hervé
58	59	14,51	4,0662	33,8305	56,38	330 PERNIGOTTI, Gerolamo G
59	58	14,33	4,0475	33,6748	56,12	254 CABLE, Nathalie N
60	56	14,19	3,9464	32,8344	54,72	383 CONNOUE, Gerard
61	57	14,49	3,9337	32,7288	54,55	149 RIEDI, Serenella S
62	58	14,79	3,9216	32,6275	54,38	376 VERDON, James J
63	58	14,80	3,9189	32,6054	54,34	237 BUFFARD, Francois F
64	55	14,46	3,8036	31,6459	52,74	372 LOPEZ, Christophe C
65	58	15,41	3,7638	31,3147	52,19	446 PITOT-AIMARETTI, Robert R
66	55	15,01	3,6642	30,4863	50,81	424 ASTORG, GERARD G
67	58	15,83	3,6639	30,4839	50,81	129 PANE, Bernard B
68	59	16,11	3,6623	30,4705	50,78	111 DEMANGEOT, Laurent L
69	42	11,57	3,6301	30,2022	50,34	138 AIELLO, Jean J
70	56	15,61	3,5874	29,8475	49,75	393 DELDO, Nicolas
71	55	15,58	3,5302	29,3710	48,95	364 BOVIN, Loic L
72	59	16,84	3,5036	29,1496	48,58	432 WOLAN, Joseph J
73	57	16,44	3,4672	28,8467	48,08	90 OGANESSIAN, Sarkis S
74	55	16,11	3,4140	28,4047	47,34	291 CERVELLO, Richard R
75	55	16,47	3,3394	27,7838	46,31	333 SAARBACH, Stafford S
76	59	18,73	3,1500	26,2082	43,68	441 LASBLEIS, MICHEL M
77	59	18,77	3,1433	26,1524	43,59	436 SAUTOUR, JACQUES J
78	50	16,49	3,0321	25,2274	42,05	240 CHARPENTIER, Bernard
79	43	14,43	2,9799	24,7928	41,32	374 MABILAIS, Gregory G
80	49	20,33	2,4102	20,0531	33,42	59 ETOURNEAU, Helene H
81	26	12,93	2,0108	16,7301	27,88	257 GIL-JIMENEZ, Pierre P
82	59	31,16	1,8935	15,7535	26,26	428 MILLOT, PATRICK P
83	37	21,89	1,6903	14,0630	23,44	148 NOWAK, Hubert

STANDARD -- Overall Stage Results
CHAMPIONNAT DE FRANCE HANDGUN 2014

Printed mai 26, 2014 at 8:24



Stage 17 -- STAGE 17

	PTS	TIME	HIT FACTOR	STAGE POINTS	STAGE PERCENT	COMPETITOR # Name
1	59	9,78	6,0327	60,0000	100,00	47 JAIME-DIAZ, Juan-Carlos
2	58	9,85	5,8883	58,5639	97,61	404 SILVA, Manuel M
3	58	9,93	5,8409	58,0921	96,82	51 POIRET, Jerome
4	57	9,82	5,8045	57,7300	96,22	49 MIDGLEY, GREGORY G
5	56	10,19	5,4956	54,6578	91,10	321 SAUDEMONT, Tom T
6	58	10,89	5,3260	52,9710	88,28	50 PESCE, Fabrizio F
7	60	11,33	5,2957	52,6695	87,78	168 BROSCHE, Hampi
8	59	11,27	5,2351	52,0674	86,78	340 FERRERO-POZA, Carlos
9	59	11,65	5,0644	50,3691	83,95	459 GUBIN, YLIA Y
10	56	11,16	5,0179	49,9070	83,18	48 MARCHAL, Florian F
11	59	11,77	5,0127	49,8556	83,09	271 IBANEZ, Gorka G
12	57	11,66	4,8885	48,6199	81,03	44 CUTAYA, Christian C
13	56	11,46	4,8866	48,6006	81,00	45 DA-ROS, Philippe P
14	58	11,93	4,8617	48,3532	80,59	101 GOLI, GERARD G
15	59	12,23	4,8242	47,9804	79,97	217 LEVIS, Luca L
16	56	11,70	4,7863	47,6036	79,34	80 BEAUNIER, François F
17	56	11,74	4,7700	47,4415	79,07	457 LOPUNOV, SERGEY S
18	53	11,16	4,7491	47,2335	78,72	43 COLOMBINI, Jean Pierre J
19	51	10,75	4,7442	47,1845	78,64	260 LAMY, Jean-Michel
20	51	10,75	4,7442	47,1845	78,64	284 GUILLAUME, Bertrand B
21	56	11,85	4,7257	47,0011	78,34	255 CABLE, Xavier X
22	58	12,30	4,7154	46,8987	78,16	53 ZOLLA, Luca
23	60	12,79	4,6912	46,6572	77,76	242 COQUELLE, Philippe P
24	58	12,83	4,5207	44,9614	74,94	248 NATALIZIO, Silvain S
25	57	12,83	4,4427	44,1862	73,64	212 DESTREBECK, Marian M
26	58	13,11	4,4241	44,0011	73,34	137 VANDAL, Olivier O
27	56	12,70	4,4094	43,8553	73,09	109 BISIQU, Stéphane S
28	57	13,10	4,3511	43,2755	72,13	363 VANDENABEELLE, Christian C
29	57	13,12	4,3445	43,2095	72,02	97 CLOT, Jean-marc J
30	53	12,27	4,3195	42,9605	71,60	304 SENDOU, Frederic F
31	59	13,69	4,3097	42,8634	71,44	425 BERTRAND, Elian E
32	43	9,99	4,3043	42,8096	71,35	115 LAPEYRE, Franck F
33	54	12,62	4,2789	42,5572	70,93	114 JOACHIM, Eric E
34	55	12,86	4,2768	42,5363	70,89	147 MACHET, Christophe C
35	57	13,34	4,2729	42,4969	70,83	175 RACLOT, Gerard G
36	52	12,58	4,1335	41,1113	68,52	296 GUINTOLI, Gilles G
37	57	13,79	4,1334	41,1101	68,52	261 PROMIS, Stephan S
38	38	9,20	4,1304	41,0803	68,47	227 FLEISCHER, ALEXANDER A
39	54	13,29	4,0632	40,4117	67,35	121 TRUONG-VINH-TONG, Andre
40	60	14,83	4,0459	40,2391	67,07	82 CARRIER, Philippe P
41	58	14,43	4,0194	39,9760	66,63	33 MARTIN-PRIVAT, Pierre P
42	56	13,94	4,0172	39,9543	66,59	417 WEBER, MATTHIAS M
43	54	13,46	4,0119	39,9013	66,50	377 WERBROUCK, Florent F
44	58	14,53	3,9917	39,7009	66,17	110 DAGORNO, Paul P
45	54	13,61	3,9677	39,4615	65,77	303 ROTON, Patrick P
46	58	14,91	3,8900	38,6891	64,48	244 EDO, Damia D

STANDARD -- Overall Stage Results
CHAMPIONNAT DE FRANCE HANDGUN 2014

Printed mai 26, 2014 at 8:24



Stage 17 -- STAGE 17

	PTS	TIME	HIT FACTOR	STAGE POINTS	STAGE PERCENT	COMPETITOR # Name
47	56	14,43	3,8808	38,5976	64,33	279 CARTIER, Serge S
48	56	14,70	3,8095	37,8886	63,15	418 WEBER, DIDIER D
49	53	13,93	3,8047	37,8410	63,07	172 MOURGUES, Jacques J
50	42	11,09	3,7872	37,6665	62,78	403 SAMPAIO, Mauricio M
51	58	15,43	3,7589	37,3852	62,31	221 ROSSIGNOL, Bernard B
52	56	15,02	3,7284	37,0814	61,80	390 PEPY, Pascal P
53	58	15,80	3,6709	36,5098	60,85	443 GOY, PHILIPPE P
54	57	15,67	3,6375	36,1779	60,30	215 GUASTELLA, Vincenzo V
55	42	11,56	3,6332	36,1351	60,23	408 FELT, OLIVIER O
56	52	14,33	3,6288	36,0907	60,15	250 OTERO, MARK M
57	54	14,93	3,6169	35,9726	59,95	392 COSTA, Luis L
58	55	15,48	3,5530	35,3370	58,90	409 FONDER, Anne-valérie
59	58	16,84	3,4442	34,2550	57,09	108 BACH, Lucas L
60	54	16,06	3,3624	33,4415	55,74	214 FONTAINE, Frederic F
61	53	15,90	3,3333	33,1525	55,25	423 TREUSSARD, FRANCOIS F
62	52	15,72	3,3079	32,8995	54,83	320 PORREYE, Xavier
63	56	16,95	3,3038	32,8592	54,77	41 WURSTER, Sabine S
64	49	14,84	3,3019	32,8398	54,73	293 DIEU, Steeve S
65	52	15,76	3,2995	32,8160	54,69	68 FORMENTO, Federico-Maria
66	42	12,99	3,2333	32,1572	53,60	37 NESTOLAT, Vincent V
67	52	16,43	3,1649	31,4778	52,46	262 RAOUL, Catherine C
68	56	17,72	3,1603	31,4313	52,39	264 BLONDIAUX, SOPHIE S
69	57	18,11	3,1474	31,3036	52,17	442 BELLON-ESBELIN, Yann Y
70	58	18,62	3,1149	30,9804	51,63	249 NERI, Christian C
71	58	18,74	3,0950	30,7820	51,30	266 BUSSY, Isabelle I
72	50	16,16	3,0941	30,7728	51,29	127 HOCQUET, Serge
73	44	14,66	3,0014	29,8509	49,75	268 GOUTTEBESSIS, Francis F
74	54	18,09	2,9851	29,6888	49,48	306 WAVRANT, Xavier X
75	59	20,21	2,9193	29,0351	48,39	209 TRUONG, Phung P
76	60	20,70	2,8986	28,8283	48,05	246 KOCH, Pascal P
77	54	19,11	2,8257	28,1042	46,84	38 PERROT, Manuela M
78	54	20,71	2,6074	25,9329	43,22	66 CABONA, Carolina
79	55	21,19	2,5956	25,8149	43,02	358 MEUNIER, ALAIN A
80	37	18,47	2,0032	19,9238	33,21	263 RAOUL, Eric E
81	55	27,65	1,9892	19,7836	32,97	334 BARILLARI, Giampaolo G
82	37	24,31	1,5220	15,1375	25,23	252 BIZOUARN, Mireille M
83	37	24,55	1,5071	14,9895	24,98	381 CAMUGLI, JEAN-PIERRE J

PRODUCTION -- Overall Stage Results
CHAMPIONNAT DE FRANCE HANDGUN 2014

Printed mai 26, 2014 at 8:24



Stage 17 -- STAGE 17

	PTS	TIME	HIT FACTOR	STAGE POINTS	STAGE PERCENT	COMPETITOR # Name
1	60	8,67	6,9204	60,0000	100,00	6 GRAUFFEL, Eric
2	60	9,08	6,6079	57,2908	95,48	15 ZAPLETAL, Miroslav M
3	54	9,08	5,9471	51,5617	85,94	317 GHJISELINK, Maxime M
4	58	10,00	5,8000	50,2860	83,81	4 CARRIE, Stéphane S
5	58	10,07	5,7597	49,9364	83,23	9 LAVERGNE, Mathieu M
6	60	10,75	5,5814	48,3907	80,65	81 BEDROSSIAN, Marc
7	56	10,10	5,5446	48,0713	80,12	394 DENOYELLES, Morgan M
8	58	10,50	5,5238	47,8914	79,82	150 SCHRANER, Remo R
9	60	10,90	5,5046	47,7248	79,54	410 GUSHIN, MICKAIL M
10	60	11,08	5,4152	46,9495	78,25	12 SAGON, Aurélien A
11	54	9,99	5,4054	46,8649	78,11	170 GARCIA, Frank F
12	52	9,76	5,3279	46,1926	76,99	7 GUICHARD, Louis L
13	52	10,00	5,2000	45,0840	75,14	314 DONOT, Marc M
14	54	10,40	5,1923	45,0173	75,03	347 SALINAS-LAGUNA, Vicente V
15	56	10,86	5,1565	44,7072	74,51	145 JOSI, Oliver O
16	54	10,59	5,0992	44,2096	73,68	65 BORRALLO, JUAN J
17	56	10,99	5,0955	44,1783	73,63	8 HELLER, Peter P
18	56	10,99	5,0955	44,1783	73,63	5 GOUGIS, Christophe C
19	54	10,67	5,0609	43,8782	73,13	178 VACHER, Benoit B
20	56	11,09	5,0496	43,7800	72,97	397 JORGE, Paulo P
21	58	11,72	4,9488	42,9061	71,51	238 BUSSER, Alain A
22	56	11,39	4,9166	42,6269	71,04	210 ARMENDARIZ, Sebastien S
23	60	12,23	4,9060	42,5348	70,89	231 PICARD, Nicolas N
24	56	11,42	4,9037	42,5149	70,86	241 CLIN, Robert R
25	58	11,83	4,9028	42,5072	70,85	213 DONOFRIO, Ciriaco C
26	60	12,34	4,8622	42,1556	70,26	75 ROI, Harel H
27	54	11,13	4,8518	42,0647	70,11	398 LERETRIF, Nicolas N
28	56	11,55	4,8485	42,0364	70,06	154 BOITIAUX, Bertrand
29	58	11,98	4,8414	41,9750	69,96	406 DAGUENEL, LAETITIA L
30	54	11,17	4,8344	41,9141	69,86	1 AMARO, Dominique D
31	56	11,60	4,8276	41,8552	69,76	359 NASSO, Michel M
32	52	10,80	4,8148	41,7444	69,57	11 RIBAS, Guga
33	58	12,07	4,8053	41,6620	69,44	332 RUINI, Claudio C
34	60	12,49	4,8038	41,6493	69,42	188 MEUNIER, Pierre P
35	54	11,26	4,7957	41,5790	69,30	407 FELT, BAPTISTE B
36	50	10,54	4,7438	41,1290	68,55	343 JUHEL, Julien J
37	54	11,51	4,6916	40,6759	67,79	194 VALANCE, Thomas T
38	58	12,41	4,6736	40,5205	67,53	183 HAUSER, Lionel L
39	56	12,00	4,6667	40,4600	67,43	308 BROCHARD, Pierre P
40	54	11,60	4,6552	40,3603	67,27	3 BURGADA, Luc L
41	56	12,03	4,6550	40,3591	67,27	278 CARDOT, Thierry T
42	54	11,67	4,6272	40,1182	66,86	162 PEREZ, Guillaume G
43	58	12,57	4,6142	40,0048	66,67	153 BECRET, Jean-guy J
44	54	11,79	4,5802	39,7099	66,18	405 BURGADA, LAURENT L
45	54	11,81	4,5724	39,6427	66,07	396 JOAO, Manuel
46	58	12,69	4,5705	39,6265	66,04	89 MEICHTRY, Markus M

PRODUCTION -- Overall Stage Results
CHAMPIONNAT DE FRANCE HANDGUN 2014

Printed mai 26, 2014 at 8:24



Stage 17 -- STAGE 17

	PTS	TIME	HIT FACTOR	STAGE POINTS	STAGE PERCENT	COMPETITOR # Name
47	54	11,85	4,5570	39,5089	65,85	251 BERGAMASCO, Nicolas N
48	58	12,91	4,4926	38,9512	64,92	199 MARYE, Georges G
49	52	11,60	4,4828	38,8655	64,78	2 BACULARD, Patrick
50	56	12,69	4,4129	38,2601	63,77	164 TEISSIER, Philippe P
51	58	13,15	4,4106	38,2403	63,73	74 RODRIGUEZ-PINTOR, JUAN J
52	54	12,34	4,3760	37,9400	63,23	307 BALLIERE, Guillaume G
53	58	13,42	4,3219	37,4709	62,45	135 SOUL, Emmanuel E
54	56	12,97	4,3177	37,4341	62,39	348 VERLINDE, Camille C
55	52	12,05	4,3154	37,4141	62,36	401 RAMOS, Miguel
56	58	13,63	4,2553	36,8936	61,49	386 LAMISCARRE, Joel J
57	56	13,32	4,2042	36,4505	60,75	329 OBERTI, Claudio C
58	54	12,89	4,1893	36,3212	60,54	204 PITTIER, Alain A
59	52	12,49	4,1633	36,0961	60,16	94 BURKHALTER, Christine C
60	58	13,96	4,1547	36,0215	60,04	283 FERNANDES, Olivier O
61	56	13,56	4,1298	35,8053	59,68	361 POULAIN, Renaud R
62	54	13,10	4,1221	35,7389	59,56	289 TRANCA, Germano G
63	52	12,76	4,0752	35,3323	58,89	223 WOHLNER, Jean-philippe J
64	56	13,78	4,0639	35,2337	58,72	416 NYCZ, MARGAUX M
65	56	13,80	4,0580	35,1826	58,64	152 ARENA, Gyl G
66	54	13,32	4,0541	35,1486	58,58	299 LEGAL, Eric E
67	56	13,84	4,0462	35,0809	58,47	167 BOUCAUT, Jean Louis J
68	58	14,39	4,0306	34,9451	58,24	287 RIOU, Sylvain
69	54	13,41	4,0268	34,9128	58,19	88 LATREILLE, Philippe P
70	52	12,92	4,0248	34,8947	58,16	367 CHAUME, Thierry T
71	50	12,50	4,0000	34,6800	57,80	220 PLAIT, Antoine A
72	52	13,16	3,9514	34,2584	57,10	163 SANCEAU, Thierry T
73	58	14,69	3,9483	34,2314	57,05	201 MATTER, Sebastien S
74	58	14,72	3,9402	34,1617	56,94	315 DURO, Jeremie J
75	58	14,84	3,9084	33,8854	56,48	339 FEDERICI, Giulia G
76	52	13,32	3,9039	33,8468	56,41	195 BRUNO, Alfonsino
77	60	15,40	3,8961	33,7792	56,30	187 JONDREVILLE, Dominique D
78	52	13,35	3,8951	33,7708	56,28	458 ALIANI, FEDERICO F
79	54	13,88	3,8905	33,7305	56,22	92 WALDMANN, Daniel D
80	58	14,95	3,8796	33,6361	56,06	196 CHERNOGOROV, Alexander A
81	50	12,96	3,8580	33,4491	55,75	116 MOINE, Christian C
82	58	15,09	3,8436	33,3241	55,54	165 ALEXANDRE, Jean Marc J
83	50	13,01	3,8432	33,3205	55,53	269 GUTIERREZ, Jorge J
84	52	13,54	3,8405	33,2969	55,49	131 POUJOL, Marc M
85	58	15,11	3,8385	33,2800	55,47	384 DALLEAU, Eric E
86	54	14,13	3,8217	33,1338	55,22	54 CANTOS, Francisco F
87	58	15,18	3,8208	33,1265	55,21	360 PLANO, Olivier O
88	50	13,10	3,8168	33,0916	55,15	385 FIGOLI, Sergio S
89	52	13,66	3,8067	33,0044	55,01	112 EVESQUE, Michel M
90	56	14,74	3,7992	32,9389	54,90	370 GRAUFFEL, Gerard G
91	56	14,76	3,7940	32,8943	54,82	276 BOUTIN, Herve H
92	54	14,24	3,7921	32,8778	54,80	233 RAPHOZ, Dominic D

PRODUCTION -- Overall Stage Results**CHAMPIONNAT DE FRANCE HANDGUN 2014**

Printed mai 26, 2014 at 8:24

**Stage 17 -- STAGE 17**

	PTS	TIME	HIT FACTOR	STAGE POINTS	STAGE PERCENT	COMPETITOR # Name
93	39	10,35	3,7681	32,6696	54,45	411 GUSHINA, MARIA M
94	58	15,41	3,7638	32,6321	54,39	191 PREDOVICH, Dan D
95	52	13,82	3,7627	32,6223	54,37	200 MARYE, Christophe C
96	50	13,38	3,7369	32,3991	54,00	179 BAUSCH, Pierre P
97	56	15,05	3,7209	32,2605	53,77	259 JOURDE, Philippe P
98	52	14,01	3,7116	32,1799	53,63	318 GRANDE, Freddy F
99	56	15,13	3,7013	32,0899	53,48	198 JOUY, Jean-claude
100	58	15,69	3,6966	32,0497	53,42	106 ORLANDINI, Alberto A
101	54	14,65	3,6860	31,9577	53,26	55 CORNUT, Pierre P
102	56	15,23	3,6770	31,8792	53,13	267 CROUZET, Stephane S
103	54	14,74	3,6635	31,7626	52,94	415 NOUET, CHARLOTTE C
104	60	16,38	3,6630	31,7582	52,93	130 PAYRAULT, Christian C
105	56	15,35	3,6482	31,6300	52,72	96 CLAIRE, Olivier O
106	52	14,29	3,6389	31,5493	52,58	285 POLO, Bruno B
107	52	14,36	3,6212	31,3955	52,33	277 CARDOEN, Vincent V
108	58	16,08	3,6070	31,2724	52,12	182 EAP, Christophe C
109	54	15,02	3,5952	31,1704	51,95	391 BESSA, Ana A
110	43	11,97	3,5923	31,1454	51,91	83 CASSIGNAC, Jean-paul J
111	56	15,59	3,5920	31,1430	51,91	309 CAUDRELIER, Christian C
112	46	12,81	3,5909	31,1335	51,89	105 NEUMANN, Julien J
113	56	15,72	3,5623	30,8855	51,48	368 DUJARDIN, Yves Y
114	44	12,38	3,5541	30,8142	51,36	86 FRICKER, Claudia C
115	58	16,33	3,5517	30,7936	51,32	235 ROSSI, Benvenuto B
116	54	15,21	3,5503	30,7811	51,30	239 BUSSER, Celine C
117	50	14,09	3,5486	30,7665	51,28	120 SIMONIN, Thierry T
118	54	15,28	3,5340	30,6401	51,07	122 ARTAL, Audrey A
119	54	15,29	3,5317	30,6200	51,03	387 MONTURY, ROBERT R
120	58	16,45	3,5258	30,5690	50,95	353 HUMILIER, Nicolas N
121	58	16,62	3,4898	30,2563	50,43	197 JEANJEAN, Jerome J
122	58	16,69	3,4751	30,1294	50,22	346 MONTALE, Andrea A
123	54	15,55	3,4727	30,1080	50,18	79 AGRINIER, Pascal P
124	52	15,02	3,4620	30,0160	50,03	142 CORTEZ, Carl C
125	58	16,76	3,4606	30,0036	50,01	350 BOHAIN, JEAN-LUC J
126	56	16,42	3,4105	29,5688	49,28	382 CHRAPKIEWICZ, Olivier O
127	52	15,36	3,3854	29,3516	48,92	357 MELISSA, Aurelie A
128	52	15,39	3,3788	29,2943	48,82	125 DEMARET, Christian C
129	58	17,31	3,3507	29,0503	48,42	272 MALLET, Nicolas N
130	41	12,25	3,3469	29,0180	48,36	351 GAL, Didier D
131	44	13,18	3,3384	28,9439	48,24	155 CALLE, Xavier X
132	44	13,30	3,3083	28,6827	47,80	160 MARTORELL, Damien D
133	41	12,41	3,3038	28,6438	47,74	161 MOURICE, Benoit B
134	39	11,83	3,2967	28,5824	47,64	40 WILLMES, Siegfried S
135	43	13,07	3,2900	28,5241	47,54	243 COUPE, Laurent L
136	39	11,92	3,2718	28,3666	47,28	216 GUILMART, Nicolas N
137	58	17,78	3,2621	28,2823	47,14	322 BADI, Desiree
138	48	14,73	3,2587	28,2526	47,09	335 CANEPA, Carlo C

PRODUCTION -- Overall Stage Results**CHAMPIONNAT DE FRANCE HANDGUN 2014**

Printed mai 26, 2014 at 8:24

**Stage 17 -- STAGE 17**

	PTS	TIME	HIT FACTOR	STAGE POINTS	STAGE PERCENT	COMPETITOR # Name
139	52	16,04	3,2419	28,1072	46,85	365 BUFFIN, Dominique D
140	54	16,72	3,2297	28,0012	46,67	190 PHELPS, David D
141	56	17,41	3,2165	27,8874	46,48	207 SANTERRE, Sebastien S
142	48	14,97	3,2064	27,7996	46,33	373 LOUVIER, Sebastien S
143	41	12,82	3,1981	27,7278	46,21	222 WELTER, Tony T
144	50	15,64	3,1969	27,7174	46,20	134 SIMSON, James J
145	43	13,57	3,1688	27,4731	45,79	281 DHELIN, Herve H
146	52	16,42	3,1669	27,4568	45,76	371 LAPP, Pascal P
147	58	18,68	3,1049	26,9197	44,87	141 BRULTEY, Pascal P
148	60	19,34	3,1024	26,8976	44,83	124 BELLOT, Mathieu M
149	60	19,36	3,0992	26,8698	44,78	305 STEVE, Peter P
150	54	17,50	3,0857	26,7531	44,59	228 FOURNIER, Anne A
151	54	17,62	3,0647	26,5709	44,28	146 JOSI, Maggie M
152	56	18,33	3,0551	26,4877	44,15	429 FREDEZ, JEAN-MAURICE J
153	54	17,79	3,0354	26,3170	43,86	275 BOUTIN, Julie J
154	58	19,12	3,0335	26,3002	43,83	107 VERITE, Isabelle I
155	56	18,70	2,9947	25,9636	43,27	452 CARRACEDO-GUERRA, MARIA M
156	58	19,75	2,9367	25,4613	42,44	119 SARIK, Raido R
157	56	19,20	2,9167	25,2875	42,15	395 DENOYELLES, Marie-Claude M
158	46	15,96	2,8822	24,9887	41,65	229 GILANT, Christophe C
159	39	13,70	2,8467	24,6810	41,14	352 GUILHOT, Patrick P
160	54	18,97	2,8466	24,6800	41,13	447 GIBNEY, Jim J
161	45	15,98	2,8160	24,4149	40,69	456 MAZY, LAURENT L
162	45	16,08	2,7985	24,2631	40,44	118 PRIBILINCOVA, HANA H
163	58	20,80	2,7885	24,1760	40,29	331 REPLICA, Giorgio G
164	56	20,26	2,7641	23,9645	39,94	193 THOMAS, Jean-luc J
165	58	21,19	2,7371	23,7310	39,55	438 DARTOIS, Jean
166	48	17,78	2,6997	23,4061	39,01	177 UJEVIC, Christophe C
167	39	15,21	2,5641	22,2308	37,05	230 PASERO, Damien D
168	54	21,31	2,5340	21,9700	36,62	180 CLAVEL, Victorien V
169	58	23,32	2,4871	21,5635	35,94	224 BRIDE, Martial M
170	50	20,19	2,4765	21,4710	35,79	128 LESAINE, Claudine C
171	29	12,15	2,3868	20,6938	34,49	316 GERARD, Emmanuel E
172	52	21,91	2,3733	20,5769	34,29	292 CHICA, Christian C
173	39	16,60	2,3494	20,3693	33,95	349 BALANDRAUX, Yves
174	56	24,54	2,2820	19,7848	32,97	439 DE-RONGE, Charles
175	31	13,81	2,2448	19,4620	32,44	461 FOURNIER, ALEXANDRE A
176	52	23,18	2,2433	19,4495	32,42	426 BEZOT, Patrick P
177	56	26,12	2,1440	18,5881	30,98	338 DUCHESNE, Frédéric F
178	33	15,47	2,1332	18,4945	30,82	286 PRIEUR, Perrine P
179	56	28,59	1,9587	16,9822	28,30	366 CALVAT, Jean J
180	58	30,04	1,9308	16,7397	27,90	400 MERLIER, Andre A
181	60	32,62	1,8394	15,9473	26,58	67 COLLIN, Anne A
182	20	12,04	1,6611	14,4020	24,00	173 PHELPS, MIKAYLA M
183	20	14,32	1,3966	12,1089	20,18	280 DA-COSTA-LEIRAS, Rasael R
184	26	30,12	0,8632	7,4841	12,47	113 FRICOU, ERIC E

PRODUCTION -- Overall Stage Results
CHAMPIONNAT DE FRANCE HANDGUN 2014

Printed mai 26, 2014 at 8:24



Stage 17 -- STAGE 17

	PTS	TIME	HIT FACTOR	STAGE POINTS	STAGE PERCENT	COMPETITOR # Name
185	1	10,48	0,0954	0,8273	1,38	265 BUSSY, Laurent L
186	0	14,81	0,0000	0,0000	0,00	388 MUNIER, Philippe P

CLASSIC -- Overall Stage Results
CHAMPIONNAT DE FRANCE HANDGUN 2014

Printed mai 26, 2014 at 8:24



Stage 17 -- STAGE 17

	PTS	TIME	HIT FACTOR	STAGE POINTS	STAGE PERCENT	COMPETITOR # Name
1	53	9,56	5,5439	60,0000	100,00	29 BOIT, Julien
2	58	10,82	5,3604	58,0142	96,69	36 NESTOLAT, Michel M
3	58	11,07	5,2394	56,7040	94,51	32 KUMMER, Patrick P
4	58	11,30	5,1327	55,5498	92,58	232 PICHENOT, Christophe C
5	52	10,59	4,9103	53,1423	88,57	27 ALTUNA, Denis D
6	52	11,03	4,7144	51,0224	85,04	344 LES-ORTIZ, Jabier
7	52	11,03	4,7144	51,0224	85,04	31 HOBDELL, Angus A
8	58	12,97	4,4719	48,3973	80,66	126 HAPIAK, Pierre-françois P
9	54	12,24	4,4118	47,7470	79,58	448 LAMOUREUX, NICOLAS N
10	52	12,04	4,3189	46,7423	77,90	34 MELEY, Philippe P
11	57	13,34	4,2729	46,2437	77,07	64 BERRETTA, Maurizio M
12	48	11,68	4,1096	44,4766	74,13	30 GERARD, Joël J
13	45	11,12	4,0468	43,7967	72,99	39 PERROT, Laurent L
14	55	13,67	4,0234	43,5439	72,57	133 SENCE, Jean-marc J
15	56	15,54	3,6036	39,0005	65,00	362 SANGUINETTI, Rodolphe R
16	57	15,97	3,5692	38,6281	64,38	326 FAVETO, Pierluigi P
17	52	14,67	3,5446	38,3625	63,94	455 SANCHEZ-LUMBRERAS, JOSE-A J
18	54	15,33	3,5225	38,1228	63,54	437 SENDELIN, PHILIPPE P
19	41	12,18	3,3662	36,4309	60,72	99 DAZZI, GEORGES G
20	48	14,34	3,3473	36,2264	60,38	95 CHABOT, Romain R
21	54	16,25	3,3231	35,9645	59,94	247 LANET, Luc L
22	59	19,06	3,0955	33,5014	55,84	274 MASSAGUER-SALGADO, Enrique E
23	55	26,50	2,0755	22,4621	37,44	440 GOUSSE, Jean-René
24	52	29,64	1,7544	18,9871	31,65	57 ESPILEZ-ELIPE, Jose-Luis
25	0	3,04	0,0000	0,0000	0,00	136 TERKI, Sébastien S

REVOLVER -- Overall Stage Results
CHAMPIONNAT DE FRANCE HANDGUN 2014

Printed mai 26, 2014 at 8:24



Stage 17 -- STAGE 17

	PTS	TIME	HIT FACTOR	STAGE POINTS	STAGE PERCENT	COMPETITOR # Name
1	55	13,99	3,9314	60,0000	100,00	430 ITANI, MARWAN M
2	58	14,92	3,8874	59,3288	98,88	203 PHOTION, David D
3	60	16,00	3,7500	57,2318	95,39	143 DECARPIGNIES, Pascal P
4	56	15,49	3,6152	55,1751	91,96	91 SCHMOCKER, Ernst E
5	55	15,48	3,5530	54,2248	90,37	62 SCHEKIN, Oleg O
6	59	19,14	3,0826	47,0453	78,41	427 MACIOCI, PATRICK P
7	58	19,14	3,0303	46,2479	77,08	450 TOURNIER, PASCAL P
8	54	18,34	2,9444	44,9366	74,89	419 BIZET, MATHIAS M
9	58	24,01	2,4157	36,8674	61,45	431 TRAVERS, SANDRINE S
10	60	26,37	2,2753	34,7254	57,88	192 SIMON, Bernard B
11	54	29,06	1,8582	28,3599	47,27	460 DESROCHES, JOCELYNE J

OPEN -- Overall Stage Results
CHAMPIONNAT DE FRANCE HANDGUN 2014

Printed mai 26, 2014 at 8:24



Stage 18 -- STAGE 18

	PTS	TIME	HIT FACTOR	STAGE POINTS	STAGE PERCENT	COMPETITOR # Name
1	119	10,78	11,0390	120,0000	100,00	18 DRUMMOND, Bill B
2	116	11,14	10,4129	113,1947	94,33	22 OBRIOT, Emile E
3	114	11,63	9,8022	106,5561	88,80	58 ESPILEZ-URBON, Ivan I
4	111	11,42	9,7198	105,6598	88,05	17 DEVILLE, Remy
5	111	12,12	9,1584	99,5574	82,96	104 MEIER, Dominic
6	116	12,81	9,0554	98,4378	82,03	102 GRASSO, Bruno B
7	111	12,34	8,9951	97,7824	81,49	21 OBRIOT, Thierry
8	110	12,49	8,8070	95,7378	79,78	226 DESAGNEAUX, Jean-Luc J
9	117	13,33	8,7772	95,4133	79,51	93 BALESI, Daniel
10	114	13,10	8,7023	94,5990	78,83	319 PESTIAUX, Thierry T
11	112	13,18	8,4977	92,3753	76,98	258 GIL-JIMENEZ, Mikael M
12	115	13,66	8,4187	91,5167	76,26	25 SZAKACS, Alex A
13	117	14,24	8,2163	89,3159	74,43	345 MALANDA-RUIZ, Raket R
14	113	13,76	8,2122	89,2715	74,39	26 TARRADE, Alain A
15	110	13,44	8,1845	88,9706	74,14	234 RENAUD, Patrick P
16	115	14,10	8,1560	88,6608	73,88	372 LOPEZ, Christophe C
17	118	14,66	8,0491	87,4986	72,92	90 OGANESSIAN, Sarkis S
18	103	12,89	7,9907	86,8635	72,39	77 TODARO, Giuseppe G
19	114	14,48	7,8729	85,5834	71,32	166 BETSCHART, Bruno B
20	110	13,99	7,8628	85,4728	71,23	189 MONTARGOT, Renaud R
21	113	14,44	7,8255	85,0676	70,89	42 CANETTA, Irene I
22	115	14,72	7,8125	84,9265	70,77	253 BIZOUARN, Eric E
23	115	14,77	7,7861	84,6390	70,53	355 MARTIN, Patrice P
24	105	13,55	7,7491	84,2370	70,20	140 BELLONI, Francois F
25	105	13,58	7,7320	84,0509	70,04	336 CASTRILLO, ALBERTO A
26	115	14,99	7,6718	83,3968	69,50	98 CZYKAJLO, JEROME J
27	117	15,52	7,5387	81,9497	68,29	139 BELLONI, Philippe P
28	114	15,43	7,3882	80,3141	66,93	60 PENALVA-PASQUET, Pierre-jean P
29	115	15,69	7,3295	79,6761	66,40	103 LELEU, CHRISTIAN C
30	118	16,19	7,2884	79,2297	66,02	297 HAZAN, Albert A
31	112	15,49	7,2305	78,5995	65,50	342 HORACI, BERNABE-PARDO B
32	109	15,23	7,1569	77,8000	64,83	19 EGRET, Sebastien S
33	113	16,11	7,0143	76,2493	63,54	87 GOUGIS, Rémi R
34	113	16,18	6,9839	75,9194	63,27	132 RANDAXHE, Patrick P
35	112	16,06	6,9738	75,8098	63,17	151 ZANARDI, Annamaria A
36	116	16,88	6,8720	74,7031	62,25	399 MARCAND, Mickael M
37	108	15,73	6,8659	74,6359	62,20	290 BOUCHOUCHA, Marc M
38	118	17,36	6,7972	73,8899	61,57	20 GIBERT, Philippe P
39	119	17,61	6,7575	73,4583	61,22	302 RENOUX, Gilles G
40	104	15,44	6,7358	73,2216	61,02	176 SCHNEIDER, Patrik P
41	118	17,55	6,7236	73,0900	60,91	138 AIELLO, Jean J
42	117	17,42	6,7164	73,0114	60,84	435 GRANDGERARD, Hervé
43	114	17,03	6,6941	72,7685	60,64	421 LAUREMBOURLE, JACQUES J
44	111	16,60	6,6867	72,6889	60,57	356 MARTIN, Olivia O
45	115	17,25	6,6667	72,4706	60,39	205 SALLET, Gauthier G
46	117	17,62	6,6402	72,1827	60,15	144 HAAS, Peter P

OPEN -- Overall Stage Results
CHAMPIONNAT DE FRANCE HANDGUN 2014

Printed mai 26, 2014 at 8:24



Stage 18 -- STAGE 18

	PTS	TIME	HIT FACTOR	STAGE POINTS	STAGE PERCENT	COMPETITOR # Name
47	113	17,08	6,6159	71,9190	59,93	364 BOVIN, Loic L
48	113	17,10	6,6082	71,8349	59,86	273 MARTINEZ-DE-LAS-HERAS, Maria M
49	106	16,12	6,5757	71,4815	59,57	444 HUET, MICHEL M
50	113	17,54	6,4424	70,0329	58,36	445 MEUNIER, GERARD G
51	112	17,44	6,4220	69,8111	58,18	84 DEVILLE, Jacques
52	111	17,29	6,4199	69,7881	58,16	374 MABILAIS, Gregory G
53	109	17,04	6,3967	69,5360	57,95	257 GIL-JIMENEZ, Pierre P
54	113	17,86	6,3270	68,7781	57,32	376 VERDON, James J
55	117	18,57	6,3005	68,4900	57,07	369 GATEAU, Phippe
56	114	18,14	6,2845	68,3157	56,93	424 ASTORG, GERARD G
57	109	17,46	6,2428	67,8634	56,55	254 CABLE, Nathalie N
58	103	16,79	6,1346	66,6868	55,57	73 PETTENATI, Simonetta S
59	114	18,67	6,1061	66,3764	55,31	245 GUINCHARD, Patrick P
60	119	19,61	6,0683	65,9663	54,97	433 DESAUGERE, Jean-francois J
61	98	16,26	6,0271	65,5177	54,60	46 DEMANET, Jean-michel J
62	116	19,27	6,0197	65,4379	54,53	428 MILLOT, PATRICK P
63	119	20,19	5,8940	64,0713	53,39	85 DEVILLE, Pauline P
64	116	20,40	5,6863	61,8132	51,51	158 HELAIEM, Stephane
65	84	14,99	5,6037	60,9159	50,76	301 PELLEGRINI, Jean-François J
66	116	20,71	5,6012	60,8879	50,74	237 BUFFARD, Francois F
67	115	22,17	5,1872	56,3878	46,99	186 IOZZO, Fabrice F
68	114	22,01	5,1795	56,3038	46,92	59 ETOURNEAU, Helene H
69	107	20,82	5,1393	55,8671	46,56	129 PANE, Bernard B
70	113	22,82	4,9518	53,8289	44,86	78 AGRINIER, Didier D
71	120	25,04	4,7923	52,0955	43,41	432 WOLAN, Joseph J
72	113	23,60	4,7881	52,0499	43,37	291 CERVELLO, Richard R
73	111	23,32	4,7599	51,7425	43,12	333 SAARBACH, Stafford S
74	110	23,33	4,7150	51,2544	42,71	240 CHARPENTIER, Bernard
75	116	24,95	4,6493	50,5406	42,12	393 DELDO, Nicolas
76	108	25,23	4,2806	46,5328	38,78	149 RIEDI, Serenella S
77	100	25,50	3,9216	42,6298	35,52	436 SAUTOUR, JACQUES J
78	115	29,93	3,8423	41,7681	34,81	446 PITOT-AIMARETTI, Robert R
79	82	21,70	3,7788	41,0778	34,23	330 PERNIGOTTI, Gerolamo G
80	103	27,66	3,7238	40,4798	33,73	441 LASBLEIS, MICHEL M
81	113	30,40	3,7171	40,4071	33,67	383 CONNOUE, Gerard
82	120	32,39	3,7048	40,2739	33,56	148 NOWAK, Hubert
83	119	40,72	2,9224	31,7682	26,47	111 DEMANGEOT, Laurent L

STANDARD -- Overall Stage Results
CHAMPIONNAT DE FRANCE HANDGUN 2014

Printed mai 26, 2014 at 8:24



Stage 18 -- STAGE 18

	PTS	TIME	HIT FACTOR	STAGE POINTS	STAGE PERCENT	COMPETITOR # Name
1	115	13,05	8,8123	120,0000	100,00	47 JAIME-DIAZ, Juan-Carlos
2	116	13,76	8,4302	114,7978	95,66	404 SILVA, Manuel M
3	117	14,18	8,2511	112,3579	93,63	51 POIRET, Jerome
4	116	14,08	8,2386	112,1887	93,49	49 MIDGLEY, GREGORY G
5	109	13,53	8,0562	109,7040	91,42	321 SAUDEMONT, Tom T
6	119	15,13	7,8652	107,1031	89,25	340 FERRERO-POZA, Carlos
7	118	15,25	7,7377	105,3674	87,81	48 MARCHAL, Florian F
8	112	14,71	7,6139	103,6810	86,40	44 CUTAYA, Christian C
9	116	15,30	7,5817	103,2430	86,04	97 CLOT, Jean-marc J
10	116	15,36	7,5521	102,8397	85,70	50 PESCE, Fabrizio F
11	117	15,64	7,4808	101,8692	84,89	459 GUBIN, YLIA Y
12	116	15,83	7,3279	99,7863	83,16	403 SAMPAIO, Mauricio M
13	108	14,87	7,2629	98,9024	82,42	284 GUILLAUME, Bertrand B
14	115	15,92	7,2236	98,3668	81,97	279 CARTIER, Serge S
15	116	16,47	7,0431	95,9088	79,92	168 BROSCHE, Hampi
16	107	15,23	7,0256	95,6705	79,73	296 GUINTOLI, Gilles G
17	110	15,72	6,9975	95,2871	79,41	115 LAPEYRE, Franck F
18	112	16,01	6,9956	95,2622	79,39	212 DESTREBECK, Marian M
19	117	16,73	6,9934	95,2322	79,36	53 ZOLLA, Luca
20	112	16,05	6,9782	95,0248	79,19	255 CABLE, Xavier X
21	116	16,73	6,9337	94,4183	78,68	80 BEAUNIER, François F
22	100	14,51	6,8918	93,8483	78,21	271 IBANEZ, Gorka G
23	114	16,66	6,8427	93,1802	77,65	175 RACLOT, Gerard G
24	113	16,52	6,8402	93,1456	77,62	457 LOPUNOV, SERGEY S
25	100	15,21	6,5746	89,5292	74,61	227 FLEISCHER, ALEXANDER A
26	111	16,97	6,5410	89,0707	74,23	260 LAMY, Jean-Michel
27	118	18,27	6,4587	87,9503	73,29	101 GOLI, GERARD G
28	119	18,49	6,4359	87,6403	73,03	109 BISIQU, Stéphane S
29	111	17,49	6,3465	86,4226	72,02	392 COSTA, Luis L
30	105	16,77	6,2612	85,2609	71,05	408 FELT, OLIVIER O
31	107	17,19	6,2245	84,7621	70,64	45 DA-ROS, Philippe P
32	110	17,88	6,1521	83,7759	69,81	304 SENDOU, Frederic F
33	112	18,49	6,0573	82,4850	68,74	442 BELLON-ESBELIN, Yann Y
34	114	18,90	6,0317	82,1366	68,45	306 WAVRANT, Xavier X
35	98	16,48	5,9466	80,9772	67,48	43 COLOMBINI, Jean Pierre J
36	108	18,22	5,9276	80,7178	67,26	293 DIEU, Steeve S
37	113	19,11	5,9131	80,5215	67,10	147 MACHET, Christophe C
38	113	19,18	5,8916	80,2276	66,86	242 COQUELLE, Philippe P
39	108	18,35	5,8856	80,1460	66,79	217 LEVIS, Luca L
40	114	19,50	5,8462	79,6094	66,34	121 TRUONG-VINH-TONG, Andre
41	117	20,07	5,8296	79,3839	66,15	409 FONDER, Anne-valérie
42	113	19,56	5,7771	78,6690	65,56	363 VANDENABEELLE, Christian C
43	116	20,17	5,7511	78,3152	65,26	377 WERBROUCK, Florent F
44	96	16,70	5,7485	78,2796	65,23	252 BIZOUARN, Mireille M
45	115	20,20	5,6931	77,5247	64,60	215 GUASTELLA, Vincenzo V
46	114	20,06	5,6830	77,3870	64,49	390 PEPY, Pascal P

STANDARD -- Overall Stage Results
CHAMPIONNAT DE FRANCE HANDGUN 2014

Printed mai 26, 2014 at 8:24



Stage 18 -- STAGE 18

	PTS	TIME	HIT FACTOR	STAGE POINTS	STAGE PERCENT	COMPETITOR # Name
47	112	19,99	5,6028	76,2955	63,58	108 BACH, Lucas L
48	106	19,11	5,5468	75,5334	62,94	244 EDO, Damia D
49	110	19,84	5,5444	75,4996	62,92	250 OTERO, MARK M
50	116	20,95	5,5370	75,3994	62,83	417 WEBER, MATTHIAS M
51	113	20,42	5,5338	75,3558	62,80	33 MARTIN-PRIVAT, Pierre P
52	101	18,29	5,5221	75,1972	62,66	137 VANDAL, Olivier O
53	109	20,06	5,4337	73,9928	61,66	172 MOURGUES, Jacques J
54	107	19,82	5,3986	73,5147	61,26	418 WEBER, DIDIER D
55	114	21,66	5,2632	71,6705	59,73	82 CARRIER, Philippe P
56	115	21,94	5,2416	71,3765	59,48	248 NATALIZIO, Silvain S
57	110	21,12	5,2083	70,9239	59,10	41 WURSTER, Sabine S
58	104	20,34	5,1131	69,6268	58,02	221 ROSSIGNOL, Bernard B
59	111	21,92	5,0639	68,9567	57,46	37 NESTOLAT, Vincent V
60	100	20,05	4,9875	67,9172	56,60	261 PROMIS, Stephan S
61	116	23,57	4,9215	67,0181	55,85	38 PERROT, Manuela M
62	115	23,92	4,8077	65,4682	54,56	423 TREUSSARD, FRANCOIS F
63	116	24,38	4,7580	64,7915	53,99	68 FORMENTO, Federico-Maria
64	114	24,54	4,6455	63,2593	52,72	443 GOY, PHILIPPE P
65	112	24,23	4,6224	62,9446	52,45	114 JOACHIM, Eric E
66	109	23,76	4,5875	62,4704	52,06	303 ROTON, Patrick P
67	116	26,08	4,4479	60,5682	50,47	268 GOUTTEBESSIS, Francis F
68	111	25,52	4,3495	59,2293	49,36	127 HOCQUET, Serge
69	106	24,53	4,3212	58,8440	49,04	262 RAOUL, Catherine C
70	115	27,09	4,2451	57,8073	48,17	249 NERI, Christian C
71	93	22,02	4,2234	57,5121	47,93	320 PORREYE, Xavier
72	115	27,84	4,1307	56,2500	46,87	214 FONTAINE, Frederic F
73	110	30,07	3,6581	49,8142	41,51	246 KOCH, Pascal P
74	114	31,21	3,6527	49,7399	41,45	263 RAOUL, Eric E
75	120	35,02	3,4266	46,6615	38,88	209 TRUONG, Phung P
76	108	31,61	3,4166	46,5257	38,77	66 CABONA, Carolina
77	99	29,04	3,4091	46,4229	38,69	264 BLONDIAUX, SOPHIE S
78	118	34,79	3,3918	46,1872	38,49	266 BUSSY, Isabelle I
79	84	27,95	3,0054	40,9253	34,10	110 DAGORNO, Paul P
80	106	36,02	2,9428	40,0734	33,39	358 MEUNIER, ALAIN A
81	114	40,27	2,8309	38,5493	32,12	334 BARILLARI, Giampaolo G
82	72	34,12	2,1102	28,7354	23,95	425 BERTRAND, Elian E
83	110	53,28	2,0646	28,1140	23,43	381 CAMUGLI, JEAN-PIERRE J

PRODUCTION -- Overall Stage Results
CHAMPIONNAT DE FRANCE HANDGUN 2014

Printed mai 26, 2014 at 8:24



Stage 18 -- STAGE 18

	PTS	TIME	HIT FACTOR	STAGE POINTS	STAGE PERCENT	COMPETITOR # Name
1	118	11,59	10,1812	120,0000	100,00	6 GRAUFFEL, Eric
2	116	12,31	9,4232	111,0664	92,56	7 GUICHARD, Louis L
3	116	12,37	9,3775	110,5277	92,11	15 ZAPLETAL, Miroslav M
4	116	13,42	8,6438	101,8798	84,90	4 CARRIE, Stéphane S
5	108	13,10	8,2443	97,1707	80,98	11 RIBAS, Guga
6	114	13,95	8,1720	96,3193	80,27	150 SCHRANER, Remo R
7	108	13,23	8,1633	96,2159	80,18	9 LAVERGNE, Mathieu M
8	108	13,39	8,0657	95,0661	79,22	317 GHJISELINK, Maxime M
9	106	13,96	7,5931	89,4959	74,58	213 DONOFRIO, Ciriaco C
10	114	15,03	7,5848	89,3982	74,50	40 WILLMES, Siegfried S
11	114	15,17	7,5148	88,5731	73,81	406 DAGUENEL, LAETITIA L
12	110	14,68	7,4932	88,3180	73,60	394 DENOYELLES, Morgan M
13	106	14,28	7,4230	87,4904	72,91	5 GOUGIS, Christophe C
14	110	14,85	7,4074	87,3070	72,76	2 BACULARD, Patrick
15	105	14,21	7,3892	87,0919	72,58	170 GARCIA, Frank F
16	116	15,80	7,3418	86,5334	72,11	411 GUSHINA, MARIA M
17	112	15,26	7,3394	86,5060	72,09	347 SALINAS-LAGUNA, Vicente V
18	112	15,45	7,2492	85,4422	71,20	177 UJEVIC, Christophe C
19	112	15,57	7,1933	84,7837	70,65	241 CLIN, Robert R
20	104	14,51	7,1675	84,4790	70,40	396 JOAO, Manuel
21	102	14,25	7,1579	84,3661	70,31	1 AMARO, Dominique D
22	110	15,38	7,1521	84,2983	70,25	314 DONOT, Marc M
23	110	15,38	7,1521	84,2983	70,25	145 JOSI, Oliver O
24	112	15,77	7,1021	83,7084	69,76	407 FELT, BAPTISTE B
25	116	16,41	7,0689	83,3167	69,43	238 BUSSER, Alain A
26	114	16,23	7,0240	82,7883	68,99	81 BEDROSSIAN, Marc
27	116	16,70	6,9461	81,8699	68,22	210 ARMENDARIZ, Sebastien S
28	112	16,13	6,9436	81,8401	68,20	405 BURGADA, LAURENT L
29	110	15,91	6,9139	81,4902	67,91	410 GUSHIN, MICKAIL M
30	108	15,66	6,8966	81,2858	67,74	75 ROI, Harel H
31	114	16,55	6,8882	81,1876	67,66	398 LERETRIF, Nicolas N
32	106	15,63	6,7818	79,9336	66,61	65 BORRALLO, JUAN J
33	110	16,30	6,7485	79,5404	66,28	332 RUINI, Claudio C
34	114	16,90	6,7456	79,5062	66,26	308 BROCHARD, Pierre P
35	112	16,74	6,6906	78,8579	65,71	401 RAMOS, Miguel
36	112	16,75	6,6866	78,8108	65,68	94 BURKHALTER, Christine C
37	110	16,54	6,6505	78,3862	65,32	251 BERGAMASCO, Nicolas N
38	108	16,27	6,6380	78,2382	65,20	154 BOITIAUX, Bertrand
39	112	17,14	6,5344	77,0176	64,18	89 MEICHTRY, Markus M
40	118	18,08	6,5265	76,9248	64,10	153 BECRET, Jean-guy J
41	106	16,28	6,5111	76,7422	63,95	318 GRANDE, Freddy F
42	112	17,40	6,4368	75,8668	63,22	269 GUTIERREZ, Jorge J
43	93	14,45	6,4360	75,8574	63,21	8 HELLER, Peter P
44	116	18,03	6,4337	75,8307	63,19	278 CARDOT, Thierry T
45	114	17,91	6,3652	75,0226	62,52	204 PITTIER, Alain A
46	106	16,76	6,3246	74,5443	62,12	163 SANCEAU, Thierry T

PRODUCTION -- Overall Stage Results**CHAMPIONNAT DE FRANCE HANDGUN 2014**

Printed mai 26, 2014 at 8:24

**Stage 18 -- STAGE 18**

	PTS	TIME	HIT FACTOR	STAGE POINTS	STAGE PERCENT	COMPETITOR # Name
47	100	15,86	6,3052	74,3155	61,93	397 JORGE, Paulo P
48	108	17,17	6,2900	74,1372	61,78	351 GAL, Didier D
49	100	15,94	6,2735	73,9426	61,62	96 CLAIRE, Olivier O
50	114	18,36	6,2091	73,1838	60,99	200 MARYE, Christophe C
51	106	17,13	6,1880	72,9342	60,78	220 PLAIT, Antoine A
52	110	17,78	6,1867	72,9195	60,77	243 COUPE, Laurent L
53	116	18,90	6,1376	72,3401	60,28	329 OBERTI, Claudio C
54	102	16,75	6,0896	71,7742	59,81	348 VERLINDE, Camille C
55	114	18,76	6,0768	71,6234	59,69	167 BOUCAUT, Jean Louis J
56	108	17,81	6,0640	71,4731	59,56	3 BURGADA, Luc L
57	108	17,89	6,0369	71,1535	59,29	12 SAGON, Aurélien A
58	102	16,95	6,0177	70,9273	59,11	316 GERARD, Emmanuel E
59	110	18,34	5,9978	70,6929	58,91	83 CASSIGNAC, Jean-paul J
60	108	18,02	5,9933	70,6402	58,87	367 CHAUME, Thierry T
61	104	17,37	5,9873	70,5694	58,81	359 NASSO, Michel M
62	114	19,06	5,9811	70,4960	58,75	281 DHELIN, Herve H
63	118	19,76	5,9717	70,3846	58,65	188 MEUNIER, Pierre P
64	112	18,90	5,9259	69,8456	58,20	416 NYCZ, MARGAUX M
65	116	19,61	5,9153	69,7209	58,10	120 SIMONIN, Thierry T
66	116	19,62	5,9123	69,6854	58,07	54 CANTOS, Francisco F
67	112	19,08	5,8700	69,1867	57,66	368 DUJARDIN, Yves Y
68	116	19,78	5,8645	69,1217	57,60	106 ORLANDINI, Alberto A
69	112	19,13	5,8547	69,0058	57,50	195 BRUNO, Alfonsino
70	114	19,49	5,8492	68,9407	57,45	276 BOUTIN, Herve H
71	108	18,48	5,8442	68,8818	57,40	116 MOINE, Christian C
72	112	19,20	5,8333	68,7542	57,30	164 TEISSIER, Philippe P
73	104	17,93	5,8003	68,3653	56,97	178 VACHER, Benoit B
74	87	15,06	5,7769	68,0890	56,74	173 PHELPS, MIKAYLA M
75	108	18,71	5,7723	68,0351	56,70	86 FRICKER, Claudia C
76	112	19,61	5,7114	67,3167	56,10	386 LAMISCARRE, Joel J
77	116	20,34	5,7030	67,2186	56,02	267 CROUZET, Stephane S
78	106	18,78	5,6443	66,5262	55,44	55 CORNUT, Pierre P
79	112	19,86	5,6395	66,4694	55,39	183 HAUSER, Lionel L
80	106	18,82	5,6323	66,3848	55,32	216 GUILMART, Nicolas N
81	110	19,64	5,6008	66,0137	55,01	88 LATREILLE, Philippe P
82	114	20,39	5,5910	65,8977	54,91	161 MOURICE, Benoit B
83	106	19,00	5,5789	65,7560	54,80	335 CANEPA, Carlo C
84	104	18,78	5,5378	65,2710	54,39	343 JUHEL, Julien J
85	100	18,08	5,5310	65,1905	54,33	289 TRANCA, Germano G
86	108	19,66	5,4934	64,7475	53,96	259 JOURDE, Philippe P
87	100	18,23	5,4855	64,6541	53,88	309 CAUDRELIER, Christian C
88	93	16,98	5,4770	64,5547	53,80	361 POULAIN, Renaud R
89	104	19,04	5,4622	64,3797	53,65	197 JEANJEAN, Jerome J
90	118	21,72	5,4328	64,0332	53,36	277 CARDOEN, Vincent V
91	102	18,79	5,4284	63,9818	53,32	196 CHERNOGOROV, Alexander A
92	106	19,57	5,4165	63,8407	53,20	283 FERNANDES, Olivier O

PRODUCTION -- Overall Stage Results**CHAMPIONNAT DE FRANCE HANDGUN 2014**

Printed mai 26, 2014 at 8:24

**Stage 18 -- STAGE 18**

	PTS	TIME	HIT FACTOR	STAGE POINTS	STAGE PERCENT	COMPETITOR # Name
93	95	17,56	5,4100	63,7649	53,14	162 PEREZ, Guillaume G
94	114	21,16	5,3875	63,4997	52,92	194 VALANCE, Thomas T
95	118	22,02	5,3588	63,1608	52,63	135 SOUL, Emmanuel E
96	110	20,60	5,3398	62,9373	52,45	201 MATTER, Sebastien S
97	108	20,32	5,3150	62,6445	52,20	315 DURO, Jeremie J
98	116	21,85	5,3089	62,5733	52,14	349 BALANDRAUX, Yves
99	95	17,91	5,3043	62,5188	52,10	231 PICARD, Nicolas N
100	110	20,80	5,2885	62,3322	51,94	179 BAUSCH, Pierre P
101	116	21,94	5,2871	62,3167	51,93	191 PREDOVICH, Dan D
102	87	16,52	5,2663	62,0715	51,73	307 BALLIERE, Guillaume G
103	98	18,68	5,2463	61,8347	51,53	105 NEUMANN, Julien J
104	106	20,22	5,2423	61,7885	51,49	239 BUSSER, Celine C
105	116	22,16	5,2347	61,6980	51,41	456 MAZY, LAURENT L
106	116	22,28	5,2065	61,3657	51,14	124 BELLOT, Mathieu M
107	91	17,49	5,2030	61,3245	51,10	92 WALDMANN, Daniel D
108	110	21,18	5,1936	61,2138	51,01	223 WOHNER, Jean-philippe J
109	104	20,04	5,1896	61,1672	50,97	160 MARTORELL, Damien D
110	112	21,83	5,1306	60,4710	50,39	207 SANTERRE, Sebastien S
111	110	21,50	5,1163	60,3027	50,25	74 RODRIGUEZ-PINTOR, JUAN J
112	94	18,48	5,0866	59,9527	49,96	299 LEGAL, Eric E
113	114	22,61	5,0420	59,4274	49,52	233 RAPHOZ, Dominic D
114	106	21,13	5,0166	59,1274	49,27	131 POUJOL, Marc M
115	106	21,14	5,0142	59,0995	49,25	287 RIOU, Sylvain
116	114	22,80	5,0000	58,9322	49,11	447 GIBNEY, Jim J
117	93	18,65	4,9866	58,7742	48,98	229 GILANT, Christophe C
118	108	21,70	4,9770	58,6606	48,88	122 ARTAL, Audrey A
119	120	24,30	4,9383	58,2047	48,50	198 JOUY, Jean-claude
120	116	23,53	4,9299	58,1057	48,42	371 LAPP, Pascal P
121	112	22,75	4,9231	58,0256	48,35	112 EVESQUE, Michel M
122	95	19,32	4,9172	57,9561	48,30	222 WELTER, Tony T
123	98	20,05	4,8878	57,6095	48,01	285 POLO, Bruno B
124	116	23,77	4,8801	57,5190	47,93	119 SARIK, Raido R
125	110	22,55	4,8780	57,4948	47,91	280 DA-COSTA-LEIRAS, Rasael R
126	98	20,38	4,8086	56,6767	47,23	357 MELISSA, Aurelie A
127	114	23,85	4,7799	56,3377	46,95	134 SIMSON, James J
128	110	23,07	4,7681	56,1989	46,83	452 CARRACEDO-GUERRA, MARIA M
129	116	24,37	4,7600	56,1029	46,75	199 MARYE, Georges G
130	98	20,65	4,7458	55,9357	46,61	458 ALIANI, FEDERICO F
131	114	24,05	4,7401	55,8692	46,56	272 MALLET, Nicolas N
132	104	22,08	4,7101	55,5159	46,26	373 LOUVIER, Sebastien S
133	104	22,08	4,7101	55,5159	46,26	322 BADI, Desiree
134	98	20,84	4,7025	55,4257	46,19	352 GUILHOT, Patrick P
135	101	21,52	4,6933	55,3174	46,10	385 FIGOLI, Sergio S
136	112	24,17	4,6338	54,6165	45,51	370 GRAUFFEL, Gerard G
137	110	23,95	4,5929	54,1340	45,11	346 MONTALE, Andrea A
138	101	22,17	4,5557	53,6956	44,75	415 NOUET, CHARLOTTE C

PRODUCTION -- Overall Stage Results**CHAMPIONNAT DE FRANCE HANDGUN 2014**

Printed mai 26, 2014 at 8:24

**Stage 18 -- STAGE 18**

	PTS	TIME	HIT FACTOR	STAGE POINTS	STAGE PERCENT	COMPETITOR # Name
139	108	23,89	4,5207	53,2832	44,40	130 PAYRAULT, Christian C
140	114	25,36	4,4953	52,9832	44,15	146 JOSI, Maggie M
141	114	25,49	4,4723	52,7130	43,93	387 MONTURY, ROBERT R
142	97	21,70	4,4700	52,6859	43,90	142 CORTEZ, Carl C
143	108	24,18	4,4665	52,6442	43,87	365 BUFFIN, Dominique D
144	99	22,17	4,4655	52,6323	43,86	187 JONDREVILLE, Dominique D
145	95	21,32	4,4559	52,5193	43,77	391 BESSA, Ana A
146	98	22,14	4,4264	52,1712	43,48	339 FEDERICI, Giulia G
147	106	23,97	4,4222	52,1219	43,43	353 HUMILIER, Nicolas N
148	120	27,14	4,4215	52,1140	43,43	331 REPLICA, Giorgio G
149	98	22,26	4,4025	51,8900	43,24	152 ARENA, Gyl G
150	112	25,44	4,4025	51,8900	43,24	118 PRIBILINCOVA, HANA H
151	92	20,93	4,3956	51,8085	43,17	230 PASERO, Damien D
152	118	27,39	4,3081	50,7777	42,31	395 DENOYELLES, Marie-Claude M
153	102	23,73	4,2984	50,6623	42,22	182 EAP, Christophe C
154	101	23,63	4,2742	50,3779	41,98	125 DEMARET, Christian C
155	116	27,41	4,2320	49,8806	41,57	190 PHELPS, David D
156	110	26,24	4,1921	49,4096	41,17	193 THOMAS, Jean-luc J
157	94	22,66	4,1483	48,8935	40,74	155 CALLE, Xavier X
158	89	21,60	4,1204	48,5645	40,47	382 CHRAPKIEWICZ, Olivier O
159	116	28,42	4,0816	48,1079	40,09	305 STEVE, Peter P
160	108	26,49	4,0770	48,0534	40,04	366 CALVAT, Jean J
161	116	28,67	4,0460	47,6884	39,74	429 FREDEZ, JEAN-MAURICE J
162	118	29,17	4,0453	47,6791	39,73	275 BOUTIN, Julie J
163	99	24,92	3,9727	46,8242	39,02	79 AGRINIER, Pascal P
164	108	27,98	3,8599	45,4945	37,91	107 VERITE, Isabelle I
165	114	29,76	3,8306	45,1497	37,62	235 ROSSI, Benvenuto B
166	116	30,38	3,8183	45,0042	37,50	265 BUSSY, Laurent L
167	120	32,13	3,7348	44,0203	36,68	438 DARTOIS, Jean
168	106	29,76	3,5618	41,9813	34,98	461 FOURNIER, ALEXANDRE A
169	112	31,97	3,5033	41,2913	34,41	180 CLAVEL, Victorien V
170	95	27,81	3,4160	40,2629	33,55	141 BRULTEY, Pascal P
171	110	32,55	3,3794	39,8313	33,19	228 FOURNIER, Anne A
172	80	24,11	3,3181	39,1089	32,59	292 CHICA, Christian C
173	114	34,64	3,2910	38,7891	32,32	224 BRIDE, Martial M
174	118	36,21	3,2588	38,4093	32,01	439 DE-RONGE, Charles
175	110	35,02	3,1411	37,0219	30,85	338 DUCHESNE, Frédéric F
176	77	24,70	3,1174	36,7432	30,62	165 ALEXANDRE, Jean Marc J
177	69	23,04	2,9948	35,2979	29,41	360 PLANO, Olivier O
178	100	33,75	2,9630	34,9228	29,10	113 FRICOU, ERIC E
179	95	33,06	2,8736	33,8691	28,22	128 LESAINE, Claudine C
180	120	43,33	2,7694	32,6419	27,20	67 COLLIN, Anne A
181	118	45,96	2,5675	30,2611	25,22	350 BOHAIN, JEAN-LUC J
182	95	41,27	2,3019	27,1314	22,61	426 BEZOT, Patrick P
183	120	53,16	2,2573	26,6060	22,17	400 MERLIER, Andre A
184	67	30,95	2,1648	25,5151	21,26	286 PRIEUR, Perrine P

PRODUCTION -- Overall Stage Results
CHAMPIONNAT DE FRANCE HANDGUN 2014

Printed mai 26, 2014 at 8:24



Stage 18 -- STAGE 18

	PTS	TIME	HIT FACTOR	STAGE POINTS	STAGE PERCENT	COMPETITOR # Name
185	85	39,34	2,1607	25,4664	21,22	384 DALLEAU, Eric E
186	0	32,25	0,0000	0,0000	0,00	388 MUNIER, Philippe P

CLASSIC -- Overall Stage Results
CHAMPIONNAT DE FRANCE HANDGUN 2014

Printed mai 26, 2014 at 8:24



Stage 18 -- STAGE 18

	PTS	TIME	HIT FACTOR	STAGE POINTS	STAGE PERCENT	COMPETITOR # Name
1	114	13,68	8,3333	120,0000	100,00	32 KUMMER, Patrick P
2	110	13,73	8,0117	115,3678	96,14	31 HOBDELL, Angus A
3	120	15,43	7,7771	111,9896	93,32	36 NESTOLAT, Michel M
4	116	15,24	7,6115	109,6063	91,34	29 BOIT, Julien
5	110	14,86	7,4024	106,5949	88,83	30 GERARD, Joël J
6	104	14,65	7,0990	102,2253	85,19	34 MELEY, Philippe P
7	116	16,94	6,8477	98,6069	82,17	64 BERRETTA, Maurizio M
8	116	16,94	6,8477	98,6069	82,17	39 PERROT, Laurent L
9	112	16,95	6,6077	95,1504	79,29	27 ALTUNA, Denis D
10	101	15,93	6,3402	91,2994	76,08	232 PICHENOT, Christophe C
11	118	19,74	5,9777	86,0790	71,73	126 HAPIAK, Pierre-françois P
12	114	19,16	5,9499	85,6785	71,40	344 LES-ORTIZ, Jabier
13	106	18,40	5,7609	82,9565	69,13	95 CHABOT, Romain R
14	104	18,44	5,6399	81,2148	67,68	448 LAMOUREUX, NICOLAS N
15	101	18,79	5,3752	77,4029	64,50	99 DAZZI, GEORGES G
16	108	20,22	5,3412	76,9140	64,09	136 TERKI, Sébastien S
17	110	22,02	4,9955	71,9346	59,95	455 SANCHEZ-LUMBRERAS, JOSE-A J
18	118	23,82	4,9538	71,3350	59,45	362 SANGUINETTI, Rodolphe R
19	98	20,45	4,7922	69,0073	57,51	57 ESPILEZ-ELIPE, Jose-Luis
20	94	19,62	4,7910	68,9908	57,49	133 SENCE, Jean-marc J
21	115	25,37	4,5329	65,2740	54,39	326 FAVETO, Pierluigi P
22	92	23,06	3,9896	57,4501	47,88	247 LANET, Luc L
23	93	24,48	3,7990	54,7059	45,59	437 SENGELIN, PHILIPPE P
24	112	33,99	3,2951	47,4493	39,54	440 GOUSSE, Jean-René
25	117	36,87	3,1733	45,6957	38,08	274 MASSAGUER-SALGADO, Enrique E

REVOLVER -- Overall Stage Results
CHAMPIONNAT DE FRANCE HANDGUN 2014

Printed mai 26, 2014 at 8:24



Stage 18 -- STAGE 18

	PTS	TIME	HIT FACTOR	STAGE POINTS	STAGE PERCENT	COMPETITOR # Name
1	111	18,13	6,1224	120,0000	100,00	430 ITANI, MARWAN M
2	118	25,75	4,5825	89,8175	74,85	143 DECARPIGNIES, Pascal P
3	112	24,66	4,5418	89,0187	74,18	419 BIZET, MATHIAS M
4	116	25,69	4,5154	88,5014	73,75	203 PHOTION, David D
5	117	26,16	4,4725	87,6605	73,05	91 SCHMOCKER, Ernst E
6	118	28,56	4,1317	80,9804	67,48	427 MACIOCI, PATRICK P
7	107	28,19	3,7957	74,3952	62,00	62 SCHEKIN, Oleg O
8	120	31,92	3,7594	73,6842	61,40	192 SIMON, Bernard B
9	102	30,56	3,3377	65,4188	54,52	450 TOURNIER, PASCAL P
10	114	37,78	3,0175	59,1424	49,29	431 TRAVERS, SANDRINE S
11	92	40,21	2,2880	44,8446	37,37	460 DESROCHES, JOCELYNE J

OPEN -- Overall Stage Results
CHAMPIONNAT DE FRANCE HANDGUN 2014

Printed mai 26, 2014 at 8:24



Stage 19 -- STAGE 19

	PTS	TIME	HIT FACTOR	STAGE POINTS	STAGE PERCENT	COMPETITOR # Name
1	58	6,34	9,1483	60,0000	100,00	17 DEVILLE, Remy
2	54	6,05	8,9256	58,5398	97,57	22 OBRIOT, Emile E
3	60	7,09	8,4626	55,5031	92,51	58 ESPILEZ-URBON, Ivan I
4	59	7,64	7,7225	50,6490	84,42	18 DRUMMOND, Bill B
5	58	7,77	7,4646	48,9575	81,60	104 MEIER, Dominic
6	57	7,69	7,4122	48,6140	81,02	342 HORACI, BERNABE-PARDO B
7	57	8,12	7,0197	46,0396	76,73	19 EGRET, Sebastien S
8	59	8,57	6,8845	45,1527	75,25	336 CASTRILLO, ALBERTO A
9	58	8,61	6,7364	44,1812	73,64	319 PESTIAUX, Thierry T
10	54	8,23	6,5614	43,0335	71,72	102 GRASSO, Bruno B
11	55	8,50	6,4706	42,4381	70,73	21 OBRIOT, Thierry
12	57	8,91	6,3973	41,9575	69,93	42 CANETTA, Irene I
13	57	8,96	6,3616	41,7234	69,54	93 BALESI, Daniel
14	57	9,37	6,0832	39,8977	66,50	345 MALANDA-RUIZ, Raket R
15	55	9,10	6,0440	39,6400	66,07	176 SCHNEIDER, Patrik P
16	60	10,03	5,9821	39,2340	65,39	421 LAUREMBOURLE, JACQUES J
17	59	9,89	5,9656	39,1262	65,21	355 MARTIN, Patrice P
18	57	9,59	5,9437	38,9824	64,97	60 PENALVA-PASQUET, Pierre-jean P
19	56	9,52	5,8824	38,5801	64,30	26 TARRADE, Alain A
20	56	9,57	5,8516	38,3786	63,96	253 BIZOUARN, Eric E
21	53	9,10	5,8242	38,1986	63,66	98 CZYKAJLO, JEROME J
22	57	9,83	5,7986	38,0307	63,38	77 TODARO, Giuseppe G
23	60	10,35	5,7971	38,0210	63,37	20 GIBERT, Philippe P
24	57	9,86	5,7809	37,9149	63,19	90 OGANESSIAN, Sarkis S
25	56	9,72	5,7613	37,7863	62,98	139 BELLONI, Philippe P
26	60	10,46	5,7361	37,6212	62,70	189 MONTARGOT, Renaud R
27	56	9,85	5,6853	37,2876	62,15	372 LOPEZ, Christophe C
28	57	10,05	5,6716	37,1981	62,00	301 PELLEGRINI, Jean-François J
29	54	9,65	5,5959	36,7011	61,17	140 BELLONI, Francois F
30	54	9,75	5,5385	36,3247	60,54	25 SZAKACS, Alex A
31	60	10,90	5,5046	36,1025	60,17	273 MARTINEZ-DE-LAS-HERAS, Maria M
32	56	10,23	5,4741	35,9025	59,84	166 BETSCHART, Bruno B
33	55	10,06	5,4672	35,8573	59,76	87 GOUGIS, Rémi R
34	59	10,92	5,4029	35,4358	59,06	290 BOUCHOUCHA, Marc M
35	59	11,00	5,3636	35,1781	58,63	151 ZANARDI, Annamaria A
36	57	10,72	5,3172	34,8733	58,12	226 DESAGNEAUX, Jean-Luc J
37	55	10,36	5,3089	34,8189	58,03	46 DEMANET, Jean-michel J
38	59	11,27	5,2351	34,3353	57,23	302 RENOUX, Gilles G
39	56	11,01	5,0863	33,3590	55,60	444 HUET, MICHEL M
40	56	11,07	5,0587	33,1782	55,30	356 MARTIN, Olivia O
41	44	8,72	5,0459	33,0940	55,16	144 HAAS, Peter P
42	57	11,31	5,0398	33,0541	55,09	103 LELEU, CHRISTIAN C
43	58	11,68	4,9658	32,5685	54,28	237 BUFFARD, Francois F
44	58	11,70	4,9573	32,5128	54,19	132 RANDAXHE, Patrick P
45	51	10,29	4,9563	32,5063	54,18	257 GIL-JIMENEZ, Pierre P
46	59	11,96	4,9331	32,3544	53,92	435 GRANDGERARD, Hervé

OPEN -- Overall Stage Results
CHAMPIONNAT DE FRANCE HANDGUN 2014

Printed mai 26, 2014 at 8:24



Stage 19 -- STAGE 19

	PTS	TIME	HIT FACTOR	STAGE POINTS	STAGE PERCENT	COMPETITOR # Name
47	58	11,88	4,8822	32,0202	53,37	369 GATEAU, Phippe
48	37	7,58	4,8813	32,0144	53,36	234 RENAUD, Patrick P
49	59	12,39	4,7619	31,2315	52,05	84 DEVILLE, Jacques
50	60	12,65	4,7431	31,1081	51,85	330 PERNIGOTTI, Gerolamo G
51	59	12,54	4,7049	30,8579	51,43	73 PETTENATI, Simonetta S
52	59	12,67	4,6567	30,5413	50,90	258 GIL-JIMENEZ, Mikael M
53	59	12,90	4,5736	29,9968	49,99	433 DESAUGERE, Jean-francois J
54	56	12,42	4,5089	29,5719	49,29	138 AIELLO, Jean J
55	56	12,66	4,4234	29,0113	48,35	254 CABLE, Nathalie N
56	58	13,12	4,4207	28,9939	48,32	374 MABILAIS, Gregory G
57	58	13,63	4,2553	27,9090	46,52	376 VERDON, James J
58	53	12,47	4,2502	27,8754	46,46	364 BOVIN, Loic L
59	56	13,20	4,2424	27,8244	46,37	445 MEUNIER, GERARD G
60	54	12,89	4,1893	27,4760	45,79	85 DEVILLE, Pauline P
61	52	12,45	4,1767	27,3934	45,66	78 AGRINIER, Didier D
62	60	14,55	4,1237	27,0459	45,08	158 HELAIEM, Stephane
63	60	14,68	4,0872	26,8063	44,68	129 PANE, Bernard B
64	56	13,93	4,0201	26,3663	43,94	399 MARCAND, Mickael M
65	60	15,31	3,9190	25,7033	42,84	446 PITOT-AIMARETTI, Robert R
66	60	15,48	3,8760	25,4210	42,37	291 CERVELLO, Richard R
67	60	15,50	3,8710	25,3882	42,31	111 DEMANGEOT, Laurent L
68	58	15,02	3,8615	25,3262	42,21	205 SALLET, Gauthier G
69	59	15,31	3,8537	25,2749	42,12	333 SAARBACH, Stafford S
70	54	14,20	3,8028	24,9412	41,57	393 DELDO, Nicolas
71	59	15,55	3,7942	24,8848	41,47	436 SAUTOUR, JACQUES J
72	44	12,24	3,5948	23,5767	39,29	186 IOZZO, Fabrice F
73	43	12,08	3,5596	23,3461	38,91	245 GUINCHARD, Patrick P
74	40	11,71	3,4159	22,4035	37,34	297 HAZAN, Albert A
75	56	16,40	3,4146	22,3953	37,33	240 CHARPENTIER, Bernard
76	58	18,39	3,1539	20,6852	34,48	432 WOLAN, Joseph J
77	53	17,24	3,0742	20,1628	33,60	149 RIEDI, Serenella S
78	56	18,29	3,0618	20,0811	33,47	424 ASTORG, GERARD G
79	59	22,03	2,6782	17,5651	29,28	441 LASBLEIS, MICHEL M
80	59	23,03	2,5619	16,8024	28,00	428 MILLOT, PATRICK P
81	59	25,98	2,2710	14,8945	24,82	383 CONNOUE, Gerard
82	55	24,23	2,2699	14,8875	24,81	59 ETOURNEAU, Helene H
83	58	25,72	2,2551	14,7900	24,65	148 NOWAK, Hubert

STANDARD -- Overall Stage Results
CHAMPIONNAT DE FRANCE HANDGUN 2014

Printed mai 26, 2014 at 8:24



Stage 19 -- STAGE 19

	PTS	TIME	HIT FACTOR	STAGE POINTS	STAGE PERCENT	COMPETITOR # Name
1	56	7,59	7,3781	60,0000	100,00	51 POIRET, Jerome
2	57	7,80	7,3077	59,4272	99,05	47 JAIME-DIAZ, Juan-Carlos
3	54	7,44	7,2581	59,0236	98,37	284 GUILLAUME, Bertrand B
4	59	8,75	6,7429	54,8339	91,39	271 IBANEZ, Gorka G
5	55	8,36	6,5789	53,5009	89,17	43 COLOMBINI, Jean Pierre J
6	58	9,18	6,3181	51,3796	85,63	459 GUBIN, YLIA Y
7	57	9,05	6,2983	51,2190	85,37	97 CLOT, Jean-marc J
8	58	9,52	6,0924	49,5446	82,57	321 SAUDEMONT, Tom T
9	53	8,80	6,0227	48,9777	81,63	408 FELT, OLIVIER O
10	58	9,77	5,9365	48,2768	80,46	392 COSTA, Luis L
11	56	9,65	5,8031	47,1917	78,65	44 CUTAYA, Christian C
12	54	9,31	5,8002	47,1682	78,61	404 SILVA, Manuel M
13	56	9,90	5,6566	46,0000	76,67	48 MARCHAL, Florian F
14	57	10,25	5,5610	45,2227	75,37	101 GOLI, GERARD G
15	53	9,59	5,5266	44,9430	74,91	50 PESCE, Fabrizio F
16	53	9,76	5,4303	44,1602	73,60	260 LAMY, Jean-Michel
17	55	10,20	5,3922	43,8498	73,08	340 FERRERO-POZA, Carlos
18	41	7,62	5,3806	43,7556	72,93	49 MIDGLEY, GREGORY G
19	57	10,87	5,2438	42,6432	71,07	409 FONDER, Anne-valérie
20	56	10,69	5,2385	42,6006	71,00	168 BROSCH, Hampi
21	50	9,55	5,2356	42,5767	70,96	115 LAPEYRE, Franck F
22	57	11,03	5,1677	42,0247	70,04	279 CARTIER, Serge S
23	59	11,49	5,1349	41,7577	69,60	82 CARRIER, Philippe P
24	58	11,34	5,1146	41,5930	69,32	261 PROMIS, Stephan S
25	55	10,76	5,1115	41,5676	69,28	255 CABLE, Xavier X
26	57	11,28	5,0532	41,0933	68,49	403 SAMPAIO, Mauricio M
27	57	11,80	4,8305	39,2824	65,47	293 DIEU, Steeve S
28	53	11,09	4,7791	38,8642	64,77	53 ZOLLA, Luca
29	54	11,38	4,7452	38,5884	64,31	121 TRUONG-VINH-TONG, Andre
30	58	12,34	4,7002	38,2224	63,70	442 BELLON-ESBELIN, Yann Y
31	57	12,31	4,6304	37,6549	62,76	303 ROTON, Patrick P
32	59	12,91	4,5701	37,1647	61,94	109 BISIOU, Stéphane S
33	56	12,38	4,5234	36,7851	61,31	418 WEBER, DIDIER D
34	58	13,08	4,4343	36,0600	60,10	221 ROSSIGNOL, Bernard B
35	57	12,89	4,4220	35,9606	59,93	363 VANDENABEELLE, Christian C
36	56	12,82	4,3682	35,5226	59,20	80 BEAUNIER, François F
37	39	8,95	4,3575	35,4362	59,06	45 DA-ROS, Philippe P
38	59	13,73	4,2972	34,9451	58,24	248 NATALIZIO, Silvain S
39	56	13,07	4,2846	34,8432	58,07	457 LOPUNOV, SERGEY S
40	55	13,04	4,2178	34,2997	57,17	304 SENDOU, Frederic F
41	57	13,57	4,2004	34,1586	56,93	147 MACHET, Christophe C
42	46	10,99	4,1856	34,0381	56,73	227 FLEISCHER, ALEXANDER A
43	48	11,54	4,1594	33,8252	56,38	252 BIZOUARN, Mireille M
44	54	13,17	4,1002	33,3436	55,57	137 VANDAL, Olivier O
45	45	11,20	4,0179	32,6738	54,46	217 LEVIS, Luca L
46	58	14,60	3,9726	32,3058	53,84	242 COQUELLE, Philippe P

STANDARD -- Overall Stage Results
CHAMPIONNAT DE FRANCE HANDGUN 2014

Printed mai 26, 2014 at 8:24



Stage 19 -- STAGE 19

	PTS	TIME	HIT FACTOR	STAGE POINTS	STAGE PERCENT	COMPETITOR # Name
47	58	14,83	3,9110	31,8047	53,01	175 RACLOT, Gerard G
48	58	14,85	3,9057	31,7619	52,94	172 MOURGUES, Jacques J
49	58	14,89	3,8952	31,6766	52,79	390 PEPY, Pascal P
50	39	10,15	3,8424	31,2467	52,08	212 DESTREBECK, Marian M
51	55	14,43	3,8115	30,9957	51,66	33 MARTIN-PRIVAT, Pierre P
52	52	13,69	3,7984	30,8891	51,48	41 WURSTER, Sabine S
53	60	15,83	3,7903	30,8230	51,37	417 WEBER, MATTHIAS M
54	56	14,85	3,7710	30,6667	51,11	38 PERROT, Manuela M
55	54	14,45	3,7370	30,3900	50,65	296 GUINTOLI, Gilles G
56	57	15,32	3,7206	30,2567	50,43	37 NESTOLAT, Vincent V
57	58	15,63	3,7108	30,1769	50,29	108 BACH, Lucas L
58	58	16,30	3,5583	28,9365	48,23	423 TREUSSARD, FRANCOIS F
59	45	12,72	3,5377	28,7694	47,95	377 WERBROUCK, Florent F
60	56	15,84	3,5354	28,7500	47,92	244 EDO, Damia D
61	58	16,71	3,4710	28,2265	47,04	262 RAOUL, Catherine C
62	56	16,14	3,4696	28,2156	47,03	214 FONTAINE, Frederic F
63	57	16,86	3,3808	27,4930	45,82	68 FORMENTO, Federico-Maria
64	59	17,82	3,3109	26,9246	44,87	268 GOUTTEBESSIS, Francis F
65	57	17,39	3,2777	26,6551	44,43	358 MEUNIER, ALAIN A
66	60	18,53	3,2380	26,3318	43,89	209 TRUONG, Phung P
67	50	15,46	3,2342	26,3006	43,83	320 PORREYE, Xavier
68	59	18,30	3,2240	26,2184	43,70	249 NERI, Christian C
69	58	19,10	3,0366	24,6945	41,16	110 DAGORNO, Paul P
70	57	19,09	2,9859	24,2814	40,47	443 GOY, PHILIPPE P
71	56	18,96	2,9536	24,0190	40,03	266 BUSSY, Isabelle I
72	60	20,65	2,9056	23,6285	39,38	66 CABONA, Carolina
73	58	20,21	2,8699	23,3382	38,90	263 RAOUL, Eric E
74	60	21,08	2,8463	23,1465	38,58	215 GUASTELLA, Vincenzo V
75	37	13,15	2,8137	22,8813	38,14	306 WAVRANT, Xavier X
76	56	20,17	2,7764	22,5781	37,63	114 JOACHIM, Eric E
77	58	22,30	2,6009	21,1509	35,25	425 BERTRAND, Elian E
78	58	23,05	2,5163	20,4627	34,10	246 KOCH, Pascal P
79	52	22,97	2,2638	18,4097	30,68	250 OTERO, MARK M
80	33	15,64	2,1100	17,1586	28,60	264 BLONDIAUX, SOPHIE S
81	56	27,66	2,0246	16,4642	27,44	381 CAMUGLI, JEAN-PIERRE J
82	43	26,82	1,6033	13,0381	21,73	127 HOCQUET, Serge
83	40	30,96	1,2920	10,5066	17,51	334 BARILLARI, Giampaolo G

PRODUCTION -- Overall Stage Results
CHAMPIONNAT DE FRANCE HANDGUN 2014

Printed mai 26, 2014 at 8:24




Stage 19 -- STAGE 19

	PTS	TIME	HIT FACTOR	STAGE POINTS	STAGE PERCENT	COMPETITOR # Name
1	60	6,61	9,0772	60,0000	100,00	6 GRAUFFEL, Eric
2	60	8,14	7,3710	48,7224	81,20	15 ZAPLETAL, Miroslav M
3	58	8,15	7,1166	47,0405	78,40	411 GUSHINA, MARIA M
4	58	8,46	6,8558	45,3168	75,53	11 RIBAS, Guga
5	58	8,66	6,6975	44,2702	73,78	343 JUHEL, Julien J
6	60	9,12	6,5789	43,4868	72,48	4 CARRIE, Stéphane S
7	52	8,02	6,4838	42,8579	71,43	7 GUICHARD, Louis L
8	60	9,31	6,4447	42,5994	71,00	170 GARCIA, Frank F
9	60	9,44	6,3559	42,0127	70,02	210 ARMENDARIZ, Sebastien S
10	58	9,14	6,3457	41,9453	69,91	347 SALINAS-LAGUNA, Vicente V
11	60	9,52	6,3025	41,6597	69,43	145 JOSI, Oliver O
12	52	8,34	6,2350	41,2134	68,69	9 LAVERGNE, Mathieu M
13	56	9,03	6,2016	40,9922	68,32	213 DONOFRIO, Ciriaco C
14	56	9,21	6,0803	40,1911	66,99	317 GHJISELINK, Maxime M
15	52	8,78	5,9226	39,1481	65,25	410 GUSHIN, MICKAIL M
16	58	9,87	5,8764	38,8430	64,74	398 LERETRIF, Nicolas N
17	52	8,92	5,8296	38,5336	64,22	406 DAGUENEL, LAETITIA L
18	54	9,30	5,8065	38,3806	63,97	150 SCHRANER, Remo R
19	60	10,39	5,7748	38,1713	63,62	216 GUILMART, Nicolas N
20	56	9,96	5,6225	37,1647	61,94	83 CASSIGNAC, Jean-paul J
21	56	9,96	5,6225	37,1647	61,94	154 BOITTIAUX, Bertrand
22	56	10,20	5,4902	36,2902	60,48	397 JORGE, Paulo P
23	56	10,27	5,4528	36,0428	60,07	81 BEDROSSIAN, Marc
24	50	9,24	5,4113	35,7684	59,61	394 DENOYELLES, Morgan M
25	56	10,35	5,4106	35,7642	59,61	155 CALLE, Xavier X
26	54	10,11	5,3412	35,3056	58,84	8 HELLER, Peter P
27	50	9,38	5,3305	35,2345	58,72	314 DONOT, Marc M
28	54	10,19	5,2993	35,0285	58,38	251 BERGAMASCO, Nicolas N
29	54	10,34	5,2224	34,5203	57,53	1 AMARO, Dominique D
30	54	10,37	5,2073	34,4204	57,37	359 NASSO, Michel M
31	50	9,66	5,1760	34,2132	57,02	241 CLIN, Robert R
32	54	10,45	5,1675	34,1569	56,93	405 BURGADA, LAURENT L
33	60	11,64	5,1546	34,0722	56,79	401 RAMOS, Miguel
34	56	10,90	5,1376	33,9596	56,60	116 MOINE, Christian C
35	56	11,03	5,0771	33,5594	55,93	183 HAUSER, Lionel L
36	56	11,05	5,0679	33,4986	55,83	153 BECRET, Jean-guy J
37	50	9,88	5,0607	33,4514	55,75	40 WILLMES, Siegfried S
38	44	8,73	5,0401	33,3150	55,53	162 PEREZ, Guillaume G
39	52	10,34	5,0290	33,2418	55,40	220 PLAIT, Antoine A
40	58	11,58	5,0086	33,1071	55,18	94 BURKHALTER, Christine C
41	60	12,04	4,9834	32,9402	54,90	167 BOUCAUT, Jean Louis J
42	54	10,91	4,9496	32,7168	54,53	332 RUINI, Claudio C
43	58	11,72	4,9488	32,7116	54,52	55 CORNUT, Pierre P
44	54	11,05	4,8869	32,3023	53,84	177 UJEVIC, Christophe C
45	50	10,31	4,8497	32,0563	53,43	407 FELT, BAPTISTE B
46	54	11,17	4,8344	31,9552	53,26	178 VACHER, Benoit B

PRODUCTION -- Overall Stage Results
CHAMPIONNAT DE FRANCE HANDGUN 2014

Printed mai 26, 2014 at 8:24




Stage 19 -- STAGE 19

	PTS	TIME	HIT FACTOR	STAGE POINTS	STAGE PERCENT	COMPETITOR # Name
47	60	12,42	4,8309	31,9324	53,22	92 WALDMANN, Daniel D
48	50	10,41	4,8031	31,7483	52,91	194 VALANCE, Thomas T
49	58	12,20	4,7541	31,4246	52,37	79 AGRINIER, Pascal P
50	56	11,82	4,7377	31,3164	52,19	278 CARDOT, Thierry T
51	48	10,16	4,7244	31,2283	52,05	96 CLAIRE, Olivier O
52	54	11,44	4,7203	31,2010	52,00	308 BROCHARD, Pierre P
53	54	11,45	4,7162	31,1738	51,96	120 SIMONIN, Thierry T
54	58	12,31	4,7116	31,1438	51,91	204 PITTIER, Alain A
55	52	11,16	4,6595	30,7993	51,33	269 GUTIERREZ, Jorge J
56	44	9,45	4,6561	30,7767	51,29	2 BACULARD, Patrick
57	52	11,22	4,6346	30,6346	51,06	161 MOURICE, Benoit B
58	58	12,57	4,6142	30,4996	50,83	456 MAZY, LAURENT L
59	56	12,18	4,5977	30,3908	50,65	285 POLO, Bruno B
60	58	12,70	4,5669	30,1874	50,31	86 FRICKER, Claudia C
61	54	11,84	4,5608	30,1470	50,24	231 PICARD, Nicolas N
62	48	10,55	4,5498	30,0739	50,12	75 ROI, Harel H
63	41	9,02	4,5455	30,0455	50,08	5 GOUGIS, Christophe C
64	54	11,88	4,5455	30,0455	50,08	391 BESSA, Ana A
65	50	11,09	4,5086	29,8016	49,67	396 JOAO, Manuel
66	52	11,59	4,4866	29,6566	49,43	164 TEISSIER, Philippe P
67	52	11,60	4,4828	29,6310	49,39	416 NYCZ, MARGAUX M
68	56	12,55	4,4622	29,4948	49,16	89 MEICHTRY, Markus M
69	56	12,57	4,4551	29,4479	49,08	307 BALLIERE, Guillaume G
70	48	10,78	4,4527	29,4323	49,05	3 BURGADA, Luc L
71	60	13,62	4,4053	29,1189	48,53	200 MARYE, Christophe C
72	56	12,72	4,4025	29,1006	48,50	243 COUPE, Laurent L
73	60	13,68	4,3860	28,9912	48,32	259 JOURDE, Philippe P
74	50	11,41	4,3821	28,9658	48,28	160 MARTORELL, Damien D
75	54	12,34	4,3760	28,9254	48,21	281 DHELIN, Herve H
76	54	12,37	4,3654	28,8553	48,09	287 RIOU, Sylvain
77	60	13,80	4,3478	28,7391	47,90	163 SANCEAU, Thierry T
78	56	12,92	4,3344	28,6502	47,75	131 POUJOL, Marc M
79	56	12,92	4,3344	28,6502	47,75	267 CROUZET, Stephane S
80	58	13,44	4,3155	28,5253	47,54	152 ARENA, Gyl G
81	58	13,59	4,2678	28,2104	47,02	196 CHERNOGOROV, Alexander A
82	52	12,19	4,2658	28,1969	46,99	65 BORRALLO, JUAN J
83	54	12,74	4,2386	28,0173	46,70	299 LEGAL, Eric E
84	56	13,24	4,2296	27,9577	46,60	118 PRIBILINCOVA, HANA H
85	58	13,76	4,2151	27,8619	46,44	105 NEUMANN, Julien J
86	50	12,00	4,1667	27,5417	45,90	12 SAGON, Aurélien A
87	54	13,01	4,1507	27,4358	45,73	222 WELTER, Tony T
88	54	13,09	4,1253	27,2681	45,45	229 GILANT, Christophe C
89	56	13,70	4,0876	27,0190	45,03	322 BADI, Desiree
90	50	12,26	4,0783	26,9576	44,93	188 MEUNIER, Pierre P
91	54	13,27	4,0693	26,8983	44,83	124 BELLOT, Mathieu M
92	60	14,76	4,0650	26,8699	44,78	173 PHELPS, MIKAYLA M

PRODUCTION -- Overall Stage Results
CHAMPIONNAT DE FRANCE HANDGUN 2014

Printed mai 26, 2014 at 8:24



Stage 19 -- STAGE 19

	PTS	TIME	HIT FACTOR	STAGE POINTS	STAGE PERCENT	COMPETITOR # Name
	93	48	11,86	4,0472	26,7521	44,59 361 POULAIN, Renaud R
	94	56	13,91	4,0259	26,6111	44,35 199 MARYE, Georges G
	95	58	14,48	4,0055	26,4765	44,13 187 JONDREVILLE, Dominique D
	96	60	15,05	3,9867	26,3522	43,92 365 BUFFIN, Dominique D
	97	60	15,23	3,9396	26,0407	43,40 367 CHAUME, Thierry T
	98	56	14,33	3,9079	25,8311	43,05 349 BALANDRAUX, Yves
	99	46	11,86	3,8786	25,6374	42,73 351 GAL, Didier D
	100	60	15,48	3,8760	25,6202	42,70 315 DURO, Jeremie J
	101	58	15,08	3,8462	25,4231	42,37 179 BAUSCH, Pierre P
	102	56	14,56	3,8462	25,4231	42,37 335 CANEPA, Carlo C
	103	54	14,17	3,8109	25,1898	41,98 88 LATREILLE, Philippe P
	104	50	13,16	3,7994	25,1140	41,86 74 RODRIGUEZ-PINTOR, JUAN J
	105	54	14,24	3,7921	25,0660	41,78 350 BOHAIN, JEAN-LUC J
	106	60	15,83	3,7903	25,0537	41,76 305 STEVE, Peter P
	107	56	14,81	3,7812	24,9939	41,66 316 GERARD, Emmanuel E
	108	58	15,34	3,7810	24,9922	41,65 309 CAUDRELIER, Christian C
	109	56	15,06	3,7185	24,5790	40,97 201 MATTER, Sebastien S
	110	54	14,59	3,7012	24,4647	40,77 233 RAPHOZ, Dominic D
	111	56	15,40	3,6364	24,0364	40,06 415 NOUET, CHARLOTTE C
	112	56	15,44	3,6269	23,9741	39,96 107 VERITE, Isabelle I
	113	52	14,34	3,6262	23,9693	39,95 348 VERLINDE, Camille C
	114	56	15,46	3,6223	23,9431	39,91 352 GUILHOT, Patrick P
	115	52	14,44	3,6011	23,8033	39,67 191 PREDOVICH, Dan D
	116	56	15,59	3,5920	23,7434	39,57 207 SANTERRE, Sebastien S
	117	42	11,74	3,5775	23,6474	39,41 112 EVESQUE, Michel M
	118	58	16,34	3,5496	23,4627	39,10 452 CARRACEDO-GUERRA, MARIA M
	119	54	15,26	3,5387	23,3906	38,98 370 GRAUFFEL, Gerard G
	120	56	15,85	3,5331	23,3539	38,92 239 BUSSER, Celine C
	121	54	15,45	3,4951	23,1029	38,50 272 MALLET, Nicolas N
	122	58	16,63	3,4877	23,0535	38,42 197 JEANJEAN, Jerome J
	123	54	15,52	3,4794	22,9987	38,33 122 ARTAL, Audrey A
	124	56	16,12	3,4739	22,9628	38,27 329 OBERTI, Claudio C
	125	60	17,37	3,4542	22,8325	38,05 357 MELISSA, Aurelie A
	126	60	17,57	3,4149	22,5726	37,62 106 ORLANDINI, Alberto A
	127	54	15,85	3,4069	22,5199	37,53 386 LAMISCARRE, Joel J
	128	58	17,16	3,3800	22,3415	37,24 223 WOHNER, Jean-philippe J
	129	54	16,15	3,3437	22,1015	36,84 289 TRANCA, Germano G
	130	58	17,36	3,3410	22,0841	36,81 198 JOUY, Jean-claude
	131	48	14,37	3,3403	22,0793	36,80 461 FOURNIER, ALEXANDRE A
	132	54	16,27	3,3190	21,9385	36,56 346 MONTALE, Andrea A
	133	60	18,41	3,2591	21,5426	35,90 368 DUJARDIN, Yves Y
	134	50	15,37	3,2531	21,5029	35,84 182 EAP, Christophe C
	135	42	12,94	3,2457	21,4544	35,76 318 GRANDE, Freddy F
	136	54	16,74	3,2258	21,3226	35,54 134 SIMSON, James J
	137	58	18,03	3,2169	21,2635	35,44 275 BOUTIN, Julie J
	138	56	17,46	3,2073	21,2005	35,33 135 SOUL, Emmanuel E

PRODUCTION -- Overall Stage Results**CHAMPIONNAT DE FRANCE HANDGUN 2014**

Printed mai 26, 2014 at 8:24

**Stage 19 -- STAGE 19**

	PTS	TIME	HIT FACTOR	STAGE POINTS	STAGE PERCENT	COMPETITOR # Name
139	58	18,14	3,1974	21,1345	35,22	458 ALIANI, FEDERICO F
140	56	17,52	3,1963	21,1279	35,21	130 PAYRAULT, Christian C
141	58	18,15	3,1956	21,1229	35,20	125 DEMARET, Christian C
142	60	18,85	3,1830	21,0398	35,07	190 PHELPS, David D
143	54	16,99	3,1783	21,0088	35,01	165 ALEXANDRE, Jean Marc J
144	60	18,90	3,1746	20,9841	34,97	384 DALLEAU, Eric E
145	56	17,80	3,1461	20,7955	34,66	276 BOUTIN, Herve H
146	56	17,82	3,1425	20,7722	34,62	193 THOMAS, Jean-luc J
147	58	18,53	3,1301	20,6897	34,48	142 CORTEZ, Carl C
148	44	14,08	3,1250	20,6563	34,43	54 CANTOS, Francisco F
149	45	14,41	3,1228	20,6419	34,40	277 CARDOEN, Vincent V
150	58	18,71	3,0999	20,4906	34,15	366 CALVAT, Jean J
151	31	10,29	3,0126	19,9135	33,19	238 BUSSER, Alain A
152	58	19,33	3,0005	19,8334	33,06	382 CHRAPKIEWICZ, Olivier O
153	56	18,72	2,9915	19,7735	32,96	339 FEDERICI, Giulia G
154	48	16,08	2,9851	19,7313	32,89	280 DA-COSTA-LEIRAS, Rsael R
155	56	18,81	2,9771	19,6789	32,80	141 BRULTEY, Pascal P
156	54	18,30	2,9508	19,5049	32,51	283 FERNANDES, Olivier O
157	56	19,06	2,9381	19,4208	32,37	429 FREDEZ, JEAN-MAURICE J
158	48	16,39	2,9286	19,3581	32,26	385 FIGOLI, Sergio S
159	52	18,18	2,8603	18,9065	31,51	119 SARIK, Raido R
160	58	20,28	2,8600	18,9043	31,51	360 PLANO, Olivier O
161	52	18,23	2,8524	18,8546	31,42	230 PASERO, Damien D
162	56	19,67	2,8470	18,8185	31,36	371 LAPP, Pascal P
163	52	18,32	2,8384	18,7620	31,27	447 GIBNEY, Jim J
164	60	21,40	2,8037	18,5327	30,89	224 BRIDE, Martial M
165	58	20,79	2,7898	18,4406	30,73	286 PRIEUR, Perrine P
166	56	21,97	2,5489	16,8484	28,08	395 DENOYELLES, Marie-Claude M
167	54	21,26	2,5400	16,7893	27,98	180 CLAVEL, Victorien V
168	56	22,31	2,5101	16,5917	27,65	438 DARTOIS, Jean
169	58	23,47	2,4712	16,3349	27,22	387 MONTURY, ROBERT R
170	58	23,61	2,4566	16,2380	27,06	338 DUCHESNE, Frédéric F
171	39	16,04	2,4314	16,0717	26,79	235 ROSSI, Benvenuto B
172	58	25,06	2,3144	15,2985	25,50	128 LESAIN, Claudine C
173	50	23,31	2,1450	14,1785	23,63	113 FRICOU, ERIC E
174	22	10,26	2,1442	14,1735	23,62	195 BRUNO, Alfonsino
175	58	27,60	2,1014	13,8906	23,15	439 DE-RONGE, Charles
176	56	27,24	2,0558	13,5888	22,65	426 BEZOT, Patrick P
177	43	20,99	2,0486	13,5412	22,57	228 FOURNIER, Anne A
178	52	26,82	1,9389	12,8158	21,36	146 JOSI, Maggie M
179	54	28,01	1,9279	12,7433	21,24	292 CHICA, Christian C
180	26	13,89	1,8719	12,3729	20,62	265 BUSSY, Laurent L
181	54	29,24	1,8468	12,2072	20,35	67 COLLIN, Anne A
182	41	22,68	1,8078	11,9493	19,92	331 REPLICA, Giorgio G
183	26	14,39	1,8068	11,9430	19,91	373 LOUVIER, Sebastien S
184	29	18,33	1,5821	10,4577	17,43	353 HUMILIER, Nicolas N

PRODUCTION -- Overall Stage Results
CHAMPIONNAT DE FRANCE HANDGUN 2014

Printed mai 26, 2014 at 8:24



Stage 19 -- STAGE 19

	PTS	TIME	HIT FACTOR	STAGE POINTS	STAGE PERCENT	COMPETITOR # Name
185	60	45,08	1,3310	8,7977	14,66	400 MERLIER, Andre A
186	0	19,78	0,0000	0,0000	0,00	388 MUNIER, Philippe P

CLASSIC -- Overall Stage Results
CHAMPIONNAT DE FRANCE HANDGUN 2014

Printed mai 26, 2014 at 8:24



Stage 19 -- STAGE 19

	PTS	TIME	HIT FACTOR	STAGE POINTS	STAGE PERCENT	COMPETITOR # Name
1	59	8,37	7,0490	60,0000	100,00	29 BOIT, Julien
2	58	9,52	6,0924	51,8580	86,43	34 MELEY, Philippe P
3	56	9,34	5,9957	51,0347	85,06	27 ALTUNA, Denis D
4	54	9,13	5,9146	50,3440	83,91	36 NESTOLAT, Michel M
5	56	10,24	5,4688	46,5493	77,58	232 PICHENOT, Christophe C
6	56	10,70	5,2336	44,5481	74,25	31 HOBDELL, Angus A
7	48	9,53	5,0367	42,8719	71,45	32 KUMMER, Patrick P
8	56	11,22	4,9911	42,4835	70,81	30 GERARD, Joël J
9	44	9,34	4,7109	40,0987	66,83	39 PERROT, Laurent L
10	46	9,92	4,6371	39,4703	65,78	344 LES-ORTIZ, Jabier
11	58	12,64	4,5886	39,0576	65,10	126 HAPIAK, Pierre-françois P
12	59	13,53	4,3607	37,1175	61,86	133 SENCE, Jean-marc J
13	54	12,99	4,1570	35,3842	58,97	99 DAZZI, GEORGES G
14	58	14,01	4,1399	35,2383	58,73	57 ESPILEZ-ELIPE, Jose-Luis
15	48	12,28	3,9088	33,2711	55,45	448 LAMOUREUX, NICOLAS N
16	50	13,04	3,8344	32,6375	54,40	95 CHABOT, Romain R
17	56	16,04	3,4913	29,7172	49,53	455 SANCHEZ-LUMBRERAS, JOSE-A J
18	59	17,46	3,3792	28,7629	47,94	326 FAVETO, Pierluigi P
19	56	16,66	3,3613	28,6113	47,69	362 SANGUINETTI, Rodolphe R
20	41	12,53	3,2721	27,8521	46,42	64 BERRETTA, Maurizio M
21	58	19,63	2,9547	25,1497	41,92	437 SENDELIN, PHILIPPE P
22	54	18,80	2,8723	24,4490	40,75	136 TERKI, Sébastien S
23	55	22,65	2,4283	20,6690	34,45	274 MASSAGUER-SALGADO, Enrique E
24	42	21,02	1,9981	17,0075	28,35	440 GOUSSE, Jean-René
25	42	21,28	1,9737	16,7997	28,00	247 LANET, Luc L

REVOLVER -- Overall Stage Results
CHAMPIONNAT DE FRANCE HANDGUN 2014

Printed mai 26, 2014 at 8:24



Stage 19 -- STAGE 19

	PTS	TIME	HIT FACTOR	STAGE POINTS	STAGE PERCENT	COMPETITOR # Name
1	60	12,64	4,7468	60,0000	100,00	430 ITANI, MARWAN M
2	60	13,53	4,4346	56,0532	93,42	143 DECARPIGNIES, Pascal P
3	57	14,19	4,0169	50,7738	84,62	91 SCHMOCKER, Ernst E
4	57	14,41	3,9556	49,9986	83,33	203 PHOTION, David D
5	42	11,87	3,5383	44,7245	74,54	62 SCHEKIN, Oleg O
6	54	18,21	2,9654	37,4827	62,47	427 MACIOCI, PATRICK P
7	54	21,35	2,5293	31,9700	53,28	419 BIZET, MATHIAS M
8	60	24,97	2,4029	30,3725	50,62	192 SIMON, Bernard B
9	58	24,29	2,3878	30,1820	50,30	450 TOURNIER, PASCAL P
10	60	30,25	1,9835	25,0711	41,79	431 TRAVERS, SANDRINE S
11	53	54,42	0,9739	12,3102	20,52	460 DESROCHES, JOCELYNE J

OPEN -- Overall Stage Results
CHAMPIONNAT DE FRANCE HANDGUN 2014

Printed mai 26, 2014 at 8:24



Stage 20 -- STAGE 20

	PTS	TIME	HIT FACTOR	STAGE POINTS	STAGE PERCENT	COMPETITOR # Name
1	55	12,48	4,4071	60,0000	100,00	22 OBRIOT, Emile E
2	59	13,62	4,3319	58,9764	98,29	104 MEIER, Dominic
3	53	12,60	4,2063	57,2675	95,45	58 ESPILEZ-URBON, Ivan I
4	54	13,48	4,0059	54,5390	90,90	21 OBRIOT, Thierry
5	54	13,67	3,9503	53,7809	89,63	355 MARTIN, Patrice P
6	54	13,83	3,9046	53,1587	88,60	77 TODARO, Giuseppe G
7	55	14,50	3,7931	51,6414	86,07	17 DEVILLE, Remy
8	56	15,31	3,6577	49,7985	83,00	144 HAAS, Peter P
9	41	11,92	3,4396	46,8285	78,05	18 DRUMMOND, Bill B
10	54	15,90	3,3962	46,2381	77,06	253 BIZOUARN, Eric E
11	53	16,03	3,3063	45,0138	75,02	25 SZAKACS, Alex A
12	55	16,64	3,3053	45,0000	75,00	20 GIBERT, Philippe P
13	52	15,97	3,2561	44,3304	73,88	26 TARRADE, Alain A
14	49	15,05	3,2558	44,3264	73,88	345 MALANDA-RUIZ, Raket R
15	48	15,14	3,1704	43,1637	71,94	87 GOUGIS, Rémi R
16	57	18,02	3,1632	43,0649	71,77	356 MARTIN, Olivia O
17	54	17,14	3,1505	42,8930	71,49	42 CANETTA, Irene I
18	53	16,84	3,1473	42,8486	71,41	19 EGRET, Sebastien S
19	53	16,95	3,1268	42,5705	70,95	166 BETSCHART, Bruno B
20	40	12,80	3,1250	42,5454	70,91	336 CASTRILLO, ALBERTO A
21	49	15,69	3,1230	42,5183	70,86	319 PESTIAUX, Thierry T
22	51	16,47	3,0965	42,1580	70,26	257 GIL-JIMENEZ, Pierre P
23	40	13,07	3,0604	41,6665	69,44	102 GRASSO, Bruno B
24	57	18,71	3,0465	41,4767	69,13	205 SALLET, Gauthier G
25	56	18,61	3,0091	40,9680	68,28	369 GATEAU, Phippe
26	52	17,49	2,9731	40,4778	67,46	376 VERDON, James J
27	54	18,29	2,9524	40,1960	66,99	46 DEMANET, Jean-michel J
28	52	17,64	2,9478	40,1336	66,89	421 LAUREMBOURLE, JACQUES J
29	45	15,28	2,9450	40,0952	66,83	139 BELLONI, Philippe P
30	57	19,76	2,8846	39,2727	65,45	151 ZANARDI, Annamaria A
31	52	18,48	2,8139	38,3093	63,85	138 AIELLO, Jean J
32	57	20,40	2,7941	38,0406	63,40	291 CERVELLO, Richard R
33	47	17,23	2,7278	37,1377	61,90	158 HELAIEM, Stephane
34	48	17,61	2,7257	37,1095	61,85	186 IOZZO, Fabrice F
35	37	13,78	2,6851	36,5557	60,93	226 DESAGNEAUX, Jean-Luc J
36	38	14,45	2,6298	35,8030	59,67	90 OGANESSIAN, Sarkis S
37	54	20,89	2,5850	35,1932	58,66	330 PERNIGOTTI, Gerolamo G
38	54	21,22	2,5448	34,6459	57,74	85 DEVILLE, Pauline P
39	36	14,19	2,5370	34,5401	57,57	98 CZYKAJLO, JEROME J
40	40	15,77	2,5365	34,5328	57,55	273 MARTINEZ-DE-LAS-HERAS, Maria M
41	56	22,35	2,5056	34,1125	56,85	441 LASBLEIS, MICHEL M
42	56	22,40	2,5000	34,0364	56,73	428 MILLOT, PATRICK P
43	58	23,21	2,4989	34,0217	56,70	383 CONNOUE, Gerard
44	53	21,42	2,4743	33,6868	56,14	290 BOUCHOUCHA, Marc M
45	51	20,94	2,4355	33,1586	55,26	435 GRANDGERARD, Hervé
46	44	18,40	2,3913	32,5565	54,26	399 MARCAND, Mickael M

OPEN -- Overall Stage Results
CHAMPIONNAT DE FRANCE HANDGUN 2014

Printed mai 26, 2014 at 8:24



Stage 20 -- STAGE 20

	PTS	TIME	HIT FACTOR	STAGE POINTS	STAGE PERCENT	COMPETITOR # Name
47	40	16,73	2,3909	32,5512	54,25	424 ASTORG, GERARD G
48	40	16,74	2,3895	32,5318	54,22	374 MABILAIS, Gregory G
49	42	17,76	2,3649	32,1966	53,66	73 PETTENATI, Simonetta S
50	41	17,48	2,3455	31,9334	53,22	301 PELLEGRINI, Jean-François J
51	39	16,69	2,3367	31,8135	53,02	140 BELLONI, Francois F
52	37	15,98	2,3154	31,5230	52,54	302 RENOUX, Gilles G
53	40	17,42	2,2962	31,2619	52,10	297 HAZAN, Albert A
54	42	18,42	2,2801	31,0429	51,74	189 MONTARGOT, Renaud R
55	50	21,97	2,2758	30,9844	51,64	444 HUET, MICHEL M
56	50	23,25	2,1505	29,2786	48,80	129 PANE, Bernard B
57	32	14,98	2,1362	29,0831	48,47	342 HORACI, BERNABE-PARDO B
58	38	17,93	2,1194	28,8540	48,09	132 RANDAXHE, Patrick P
59	32	15,11	2,1178	28,8329	48,05	234 RENAUD, Patrick P
60	50	23,85	2,0964	28,5420	47,57	333 SAARBACH, Stafford S
61	39	18,89	2,0646	28,1084	46,85	433 DESAUGERE, Jean-francois J
62	50	24,87	2,0105	27,3714	45,62	237 BUFFARD, Francois F
63	36	18,11	1,9879	27,0637	45,11	103 LELEU, CHRISTIAN C
64	60	31,40	1,9108	26,0150	43,36	111 DEMANGEOT, Laurent L
65	44	25,45	1,7289	23,5379	39,23	393 DELDO, Nicolas
66	24	14,77	1,6249	22,1225	36,87	93 BALESI, Daniel
67	33	20,45	1,6137	21,9697	36,62	364 BOVIN, Loic L
68	38	23,59	1,6109	21,9310	36,55	432 WOLAN, Joseph J
69	43	27,00	1,5926	21,6824	36,14	149 RIEDI, Serenella S
70	22	13,88	1,5850	21,5792	35,97	176 SCHNEIDER, Patrik P
71	32	20,39	1,5694	21,3666	35,61	245 GUINCHARD, Patrick P
72	23	17,65	1,3031	17,7413	29,57	445 MEUNIER, GERARD G
73	16	13,89	1,1519	15,6827	26,14	258 GIL-JIMENEZ, Mikael M
74	20	19,98	1,0010	13,6282	22,71	372 LOPEZ, Christophe C
75	19	19,96	0,9519	12,9597	21,60	446 PITOT-AIMARETTI, Robert R
76	19	31,97	0,5943	8,0912	13,49	148 NOWAK, Hubert
77	17	32,37	0,5252	7,1501	11,92	436 SAUTOUR, JACQUES J
78	9	21,63	0,4161	5,6649	9,44	240 CHARPENTIER, Bernard
79	8	19,26	0,4154	5,6551	9,43	84 DEVILLE, Jacques
80	8	20,58	0,3887	5,2923	8,82	254 CABLE, Nathalie N
81	0	15,18	0,0000	0,0000	0,00	59 ETOURNEAU, Helene H
82	0	15,84	0,0000	0,0000	0,00	78 AGRINIER, Didier D
83	0	15,98	0,0000	0,0000	0,00	60 PENALVA-PASQUET, Pierre-jean P

STANDARD -- Overall Stage Results
CHAMPIONNAT DE FRANCE HANDGUN 2014

Printed mai 26, 2014 at 8:24



Stage 20 -- STAGE 20

	PTS	TIME	HIT FACTOR	STAGE POINTS	STAGE PERCENT	COMPETITOR # Name
1	55	14,79	3,7187	60,0000	100,00	47 JAIME-DIAZ, Juan-Carlos
2	53	14,82	3,5762	57,7011	96,17	321 SAUDEMONT, Tom T
3	58	16,42	3,5323	56,9917	94,99	459 GUBIN, YLIA Y
4	39	12,47	3,1275	50,4609	84,10	49 MIDGLEY, GREGORY G
5	57	18,73	3,0432	49,1014	81,84	296 GUINTOLI, Gilles G
6	45	15,22	2,9566	47,7040	79,51	271 IBANEZ, Gorka G
7	50	17,38	2,8769	46,4170	77,36	284 GUILLAUME, Bertrand B
8	49	17,23	2,8439	45,8847	76,47	404 SILVA, Manuel M
9	48	17,38	2,7618	44,5603	74,27	340 FERRERO-POZA, Carlos
10	50	18,24	2,7412	44,2285	73,71	304 SENDOU, Frederic F
11	50	18,76	2,6652	43,0025	71,67	115 LAPEYRE, Franck F
12	47	17,77	2,6449	42,6744	71,12	101 GOLI, GERARD G
13	48	18,53	2,5904	41,7948	69,66	48 MARCHAL, Florian F
14	35	13,63	2,5679	41,4313	69,05	217 LEVIS, Luca L
15	52	21,09	2,4656	39,7817	66,30	109 BISIOU, Stéphane S
16	55	22,58	2,4358	39,3003	65,50	33 MARTIN-PRIVAT, Pierre P
17	52	21,86	2,3788	38,3804	63,97	137 VANDAL, Olivier O
18	56	23,57	2,3759	38,3341	63,89	417 WEBER, MATTHIAS M
19	57	24,17	2,3583	38,0500	63,42	363 VANDENABEELLE, Christian C
20	39	16,56	2,3551	37,9980	63,33	50 PESCE, Fabrizio F
21	45	19,40	2,3196	37,4255	62,38	442 BELLON-ESBELIN, Yann Y
22	53	22,87	2,3174	37,3909	62,32	425 BERTRAND, Elian E
23	52	22,99	2,2619	36,4940	60,82	261 PROMIS, Stephan S
24	40	17,84	2,2422	36,1761	60,29	44 CUTAYA, Christian C
25	42	18,91	2,2210	35,8356	59,73	168 BROSCHE, Hampi
26	55	24,93	2,2062	35,5957	59,33	127 HOCQUET, Serge
27	51	23,12	2,2059	35,5909	59,32	82 CARRIER, Philippe P
28	52	23,67	2,1969	35,4456	59,08	443 GOY, PHILIPPE P
29	53	24,52	2,1615	34,8748	58,12	418 WEBER, DIDIER D
30	48	22,71	2,1136	34,1021	56,84	244 EDO, Damia D
31	50	23,68	2,1115	34,0679	56,78	409 FONDER, Anne-valérie
32	36	17,61	2,0443	32,9837	54,97	80 BEAUNIER, François F
33	46	22,78	2,0193	32,5807	54,30	45 DA-ROS, Philippe P
34	38	18,98	2,0021	32,3031	53,84	43 COLOMBINI, Jean Pierre J
35	41	20,67	1,9836	32,0037	53,34	457 LOPUNOV, SERGEY S
36	46	23,44	1,9625	31,6633	52,77	390 PEPY, Pascal P
37	48	24,57	1,9536	31,5205	52,53	249 NERI, Christian C
38	37	19,02	1,9453	31,3869	52,31	227 FLEISCHER, ALEXANDER A
39	34	17,80	1,9101	30,8188	51,36	392 COSTA, Luis L
40	41	21,50	1,9070	30,7682	51,28	377 WERBROUCK, Florent F
41	34	17,90	1,8994	30,6466	51,08	215 GUASTELLA, Vincenzo V
42	37	19,55	1,8926	30,5360	50,89	260 LAMY, Jean-Michel
43	35	18,50	1,8919	30,5248	50,87	51 POIRET, Jerome
44	48	25,86	1,8561	29,9481	49,91	108 BACH, Lucas L
45	46	25,31	1,8175	29,3240	48,87	403 SAMPAIO, Mauricio M
46	37	20,54	1,8014	29,0642	48,44	53 ZOLLA, Luca

STANDARD -- Overall Stage Results
CHAMPIONNAT DE FRANCE HANDGUN 2014

Printed mai 26, 2014 at 8:24



Stage 20 -- STAGE 20

	PTS	TIME	HIT FACTOR	STAGE POINTS	STAGE PERCENT	COMPETITOR # Name
47	31	18,25	1,6986	27,4066	45,68	306 WAVRANT, Xavier X
48	46	27,57	1,6685	26,9202	44,87	38 PERROT, Manuela M
49	31	19,75	1,5696	25,3251	42,21	250 OTERO, MARK M
50	48	30,96	1,5504	25,0148	41,69	303 ROTON, Patrick P
51	52	34,45	1,5094	24,3540	40,59	114 JOACHIM, Eric E
52	29	19,93	1,4551	23,4773	39,13	121 TRUONG-VINH-TONG, Andre
53	50	34,44	1,4518	23,4241	39,04	246 KOCH, Pascal P
54	34	26,70	1,2734	20,5459	34,24	37 NESTOLAT, Vincent V
55	33	26,49	1,2458	20,0997	33,50	68 FORMENTO, Federico-Maria
56	26	21,41	1,2144	19,5936	32,66	172 MOURGUES, Jacques J
57	25	21,45	1,1655	18,8048	31,34	252 BIZOUARN, Mireille M
58	24	21,50	1,1163	18,0107	30,02	175 RACLOT, Gerard G
59	37	36,59	1,0112	16,3153	27,19	358 MEUNIER, ALAIN A
60	19	18,90	1,0053	16,2199	27,03	242 COUELLE, Philippe P
61	31	31,44	0,9860	15,9087	26,51	263 RAOUL, Eric E
62	16	16,91	0,9462	15,2663	25,44	255 CABLE, Xavier X
63	22	24,13	0,9117	14,7103	24,52	279 CARTIER, Serge S
64	18	21,17	0,8503	13,7186	22,86	147 MACHET, Christophe C
65	23	28,42	0,8093	13,0575	21,76	66 CABONA, Carolina
66	20	25,83	0,7743	12,4929	20,82	266 BUSSY, Isabelle I
67	39	50,40	0,7738	12,4851	20,81	423 TREUSSARD, FRANCOIS F
68	12	17,69	0,6783	10,9449	18,24	408 FELT, OLIVIER O
69	14	22,35	0,6264	10,1067	16,84	41 WURSTER, Sabine S
70	12	19,48	0,6160	9,9391	16,57	97 CLOT, Jean-marc J
71	10	17,51	0,5711	9,2145	15,36	212 DESTREBECK, Marian M
72	15	33,51	0,4476	7,2223	12,04	110 DAGORNO, Paul P
73	11	31,59	0,3482	5,6182	9,36	209 TRUONG, Phung P
74	8	23,53	0,3400	5,4856	9,14	268 GOUTTEBESSIS, Francis F
75	6	31,87	0,1883	3,0376	5,06	264 BLONDIAUX, SOPHIE S
76	0	21,11	0,0000	0,0000	0,00	262 RAOUL, Catherine C
77	0	18,14	0,0000	0,0000	0,00	221 ROSSIGNOL, Bernard B
78	0	21,87	0,0000	0,0000	0,00	248 NATALIZIO, Silvain S
79	0	22,61	0,0000	0,0000	0,00	214 FONTAINE, Frederic F
80	0	36,50	0,0000	0,0000	0,00	381 CAMUGLI, JEAN-PIERRE J
81	0	43,99	0,0000	0,0000	0,00	334 BARILLARI, Giampaolo G
82	0	17,21	0,0000	0,0000	0,00	293 DIEU, Steeve S
83	0	23,75	0,0000	0,0000	0,00	320 PORREYE, Xavier

PRODUCTION -- Overall Stage Results
CHAMPIONNAT DE FRANCE HANDGUN 2014

Printed mai 26, 2014 at 8:24



Stage 20 -- STAGE 20

	PTS	TIME	HIT FACTOR	STAGE POINTS	STAGE PERCENT	COMPETITOR # Name
1	56	14,65	3,8225	60,0000	100,00	6 GRAUFFEL, Eric
2	54	16,42	3,2887	51,6204	86,03	170 GARCIA, Frank F
3	54	17,35	3,1124	48,8534	81,42	81 BEDROSSIAN, Marc
4	46	14,80	3,1081	48,7862	81,31	7 GUICHARD, Louis L
5	41	13,25	3,0943	48,5701	80,95	15 ZAPLETAL, Miroslav M
6	48	15,89	3,0208	47,4153	79,03	154 BOITTIAUX, Bertrand
7	48	15,94	3,0113	47,2665	78,78	8 HELLER, Peter P
8	56	18,74	2,9883	46,9050	78,18	89 MEICHTRY, Markus M
9	44	15,15	2,9043	45,5870	75,98	11 RIBAS, Guga
10	48	16,59	2,8933	45,4146	75,69	278 CARDOT, Thierry T
11	46	16,26	2,8290	44,4056	74,01	269 GUTIERREZ, Jorge J
12	50	18,03	2,7732	43,5286	72,55	12 SAGON, Aurélien A
13	50	18,03	2,7732	43,5286	72,55	410 GUSHIN, MICKAIL M
14	48	17,62	2,7242	42,7598	71,27	150 SCHRANER, Remo R
15	46	17,05	2,6979	42,3481	70,58	178 VACHER, Benoit B
16	42	15,75	2,6667	41,8571	69,76	75 ROI, Harel H
17	52	19,67	2,6436	41,4954	69,16	40 WILLMES, Siegfried S
18	56	21,53	2,6010	40,8268	68,04	2 BACULARD, Patrick
19	46	17,78	2,5872	40,6094	67,68	251 BERGAMASCO, Nicolas N
20	50	19,35	2,5840	40,5592	67,60	92 WALDMANN, Daniel D
21	48	18,93	2,5357	39,8008	66,33	308 BROCHARD, Pierre P
22	48	19,13	2,5091	39,3847	65,64	220 PLAIT, Antoine A
23	46	18,46	2,4919	39,1135	65,19	74 RODRIGUEZ-PINTOR, JUAN J
24	42	16,91	2,4837	38,9858	64,98	210 ARMENDARIZ, Sebastien S
25	38	15,76	2,4112	37,8467	63,08	359 NASSO, Michel M
26	48	20,04	2,3952	37,5962	62,66	83 CASSIGNAC, Jean-paul J
27	46	19,22	2,3933	37,5669	62,61	105 NEUMANN, Julien J
28	50	20,98	2,3832	37,4081	62,35	405 BURGADA, LAURENT L
29	50	21,37	2,3397	36,7254	61,21	86 FRICKER, Claudia C
30	48	20,61	2,3290	36,5564	60,93	160 MARTORELL, Damien D
31	52	22,33	2,3287	36,5524	60,92	112 EVESQUE, Michel M
32	48	20,70	2,3188	36,3975	60,66	406 DAGUENEL, LAETITIA L
33	44	19,20	2,2917	35,9710	59,95	188 MEUNIER, Pierre P
34	42	18,38	2,2851	35,8678	59,78	411 GUSHINA, MARIA M
35	50	22,11	2,2614	35,4962	59,16	161 MOURICE, Benoit B
36	44	19,47	2,2599	35,4721	59,12	116 MOINE, Christian C
37	48	21,44	2,2388	35,1413	58,57	200 MARYE, Christophe C
38	33	14,90	2,2148	34,7639	57,94	213 DONOFRIO, Ciriaco C
39	46	20,93	2,1978	34,4976	57,50	191 PREDOVICH, Dan D
40	56	25,73	2,1764	34,1625	56,94	309 CAUDRELIER, Christian C
41	44	20,25	2,1728	34,1058	56,84	314 DONOT, Marc M
42	42	19,33	2,1728	34,1050	56,84	4 CARRIE, Stéphane S
43	44	20,67	2,1287	33,4128	55,69	162 PEREZ, Guillaume G
44	42	19,81	2,1201	33,2787	55,46	196 CHERNOGOROV, Alexander A
45	36	17,08	2,1077	33,0838	55,14	194 VALANCE, Thomas T
46	42	20,20	2,0792	32,6361	54,39	241 CLIN, Robert R

PRODUCTION -- Overall Stage Results
CHAMPIONNAT DE FRANCE HANDGUN 2014

Printed mai 26, 2014 at 8:24



Stage 20 -- STAGE 20

	PTS	TIME	HIT FACTOR	STAGE POINTS	STAGE PERCENT	COMPETITOR # Name
47	50	24,19	2,0670	32,4440	54,07	370 GRAUFFEL, Gerard G
48	50	24,20	2,0661	32,4306	54,05	387 MONTURY, ROBERT R
49	46	22,59	2,0363	31,9626	53,27	163 SANCEAU, Thierry T
50	38	18,72	2,0299	31,8624	53,10	317 GHJISELINK, Maxime M
51	44	21,83	2,0156	31,6373	52,73	299 LEGAL, Eric E
52	33	16,77	1,9678	30,8874	51,48	407 FELT, BAPTISTE B
53	37	19,10	1,9372	30,4067	50,68	398 LERETRIF, Nicolas N
54	40	20,73	1,9296	30,2874	50,48	318 GRANDE, Freddy F
55	33	17,39	1,8976	29,7862	49,64	394 DENOYELLES, Morgan M
56	39	20,62	1,8914	29,6877	49,48	131 POUJOL, Marc M
57	52	27,71	1,8766	29,4556	49,09	198 JOUY, Jean-claude
58	31	16,71	1,8552	29,1196	48,53	401 RAMOS, Miguel
59	40	22,02	1,8165	28,5130	47,52	96 CLAIRE, Olivier O
60	42	23,30	1,8026	28,2940	47,16	352 GUILHOT, Patrick P
61	33	18,35	1,7984	28,2279	47,05	153 BECRET, Jean-guy J
62	46	26,06	1,7652	27,7067	46,18	385 FIGOLI, Sergio S
63	52	29,50	1,7627	27,6683	46,11	339 FEDERICI, Giulia G
64	33	18,78	1,7572	27,5816	45,97	204 PITTIER, Alain A
65	58	33,44	1,7344	27,2247	45,37	368 DUJARDIN, Yves Y
66	38	21,98	1,7288	27,1367	45,23	231 PICARD, Nicolas N
67	48	27,80	1,7266	27,1017	45,17	276 BOUTIN, Herve H
68	50	29,48	1,6961	26,6222	44,37	386 LAMISCARRE, Joel J
69	42	25,38	1,6548	25,9752	43,29	55 CORNUT, Pierre P
70	48	29,11	1,6489	25,8821	43,14	197 JEANJEAN, Jerome J
71	35	21,34	1,6401	25,7439	42,91	88 LATREILLE, Philippe P
72	29	17,69	1,6393	25,7318	42,89	281 DHELIN, Herve H
73	46	28,13	1,6353	25,6678	42,78	122 ARTAL, Audrey A
74	42	25,76	1,6304	25,5920	42,65	165 ALEXANDRE, Jean Marc J
75	46	28,39	1,6203	25,4327	42,39	305 STEVE, Peter P
76	25	15,71	1,5913	24,9784	41,63	238 BUSSER, Alain A
77	29	18,36	1,5795	24,7928	41,32	145 JOSI, Oliver O
78	40	25,36	1,5773	24,7578	41,26	458 ALIANI, FEDERICO F
79	35	22,28	1,5709	24,6578	41,10	452 CARRACEDO-GUERRA, MARIA M
80	39	25,05	1,5569	24,4375	40,73	348 VERLINDE, Camille C
81	27	17,53	1,5402	24,1759	40,29	9 LAVERGNE, Mathieu M
82	31	20,14	1,5392	24,1603	40,27	65 BORRALLO, JUAN J
83	35	22,75	1,5385	24,1484	40,25	173 PHELPS, MIKAYLA M
84	46	30,41	1,5127	23,7434	39,57	79 AGRINIER, Pascal P
85	38	25,25	1,5050	23,6224	39,37	357 MELISSA, Aurelie A
86	40	26,61	1,5032	23,5948	39,32	384 DALLEAU, Eric E
87	35	23,48	1,4906	23,3976	39,00	152 ARENA, Gyl G
88	31	20,93	1,4811	23,2484	38,75	233 RAPHOZ, Dominic D
89	44	30,19	1,4574	22,8765	38,13	130 PAYRAULT, Christian C
90	35	24,09	1,4529	22,8051	38,01	329 OBERTI, Claudio C
91	31	21,40	1,4486	22,7378	37,90	167 BOUCAUT, Jean Louis J
92	46	32,24	1,4268	22,3956	37,33	128 LESAINE, Claudine C

PRODUCTION -- Overall Stage Results**CHAMPIONNAT DE FRANCE HANDGUN 2014**

Printed mai 26, 2014 at 8:24

**Stage 20 -- STAGE 20**

	PTS	TIME	HIT FACTOR	STAGE POINTS	STAGE PERCENT	COMPETITOR # Name
93	27	19,16	1,4092	22,1192	36,87	94 BURKHALTER, Christine C
94	29	20,75	1,3976	21,9372	36,56	216 GUILMART, Nicolas N
95	31	22,23	1,3945	21,8889	36,48	187 JONDREVILLE, Dominique D
96	33	23,67	1,3942	21,8835	36,47	164 TEISSIER, Philippe P
97	31	22,25	1,3933	21,8692	36,45	207 SANTERRE, Sebastien S
98	26	19,10	1,3613	21,3669	35,61	183 HAUSER, Lionel L
99	33	24,50	1,3469	21,1421	35,24	283 FERNANDES, Olivier O
100	38	28,40	1,3380	21,0023	35,00	366 CALVAT, Jean J
101	39	29,45	1,3243	20,7864	34,64	224 BRIDE, Martial M
102	29	21,92	1,3230	20,7663	34,61	124 BELLOT, Mathieu M
103	38	28,93	1,3135	20,6175	34,36	230 PASERO, Damien D
104	27	20,60	1,3107	20,5730	34,29	5 GOUGIS, Christophe C
105	29	22,63	1,2815	20,1147	33,52	272 MALLET, Nicolas N
106	31	24,38	1,2715	19,9585	33,26	182 EAP, Christophe C
107	40	31,46	1,2715	19,9573	33,26	146 JOSI, Maggie M
108	50	41,07	1,2174	19,1094	31,85	400 MERLIER, Andre A
109	27	22,22	1,2151	19,0731	31,79	134 SIMSON, James J
110	25	20,73	1,2060	18,9296	31,55	347 SALINAS-LAGUNA, Vicente V
111	29	24,35	1,1910	18,6939	31,16	335 CANEPA, Carlo C
112	31	26,36	1,1760	18,4594	30,77	365 BUFFIN, Dominique D
113	38	32,76	1,1600	18,2071	30,35	338 DUCHESNE, Frédéric F
114	31	27,30	1,1355	17,8238	29,71	331 REPLICA, Giorgio G
115	33	29,43	1,1213	17,6005	29,33	222 WELTER, Tony T
116	29	26,13	1,1098	17,4205	29,03	239 BUSSER, Celine C
117	42	37,90	1,1082	17,3945	28,99	113 FRICOU, ERIC E
118	35	31,71	1,1038	17,3250	28,87	438 DARTOIS, Jean
119	38	34,61	1,0979	17,2339	28,72	275 BOUTIN, Julie J
120	33	30,21	1,0924	17,1461	28,58	118 PRIBILINCOVA, HANA H
121	37	33,92	1,0908	17,1217	28,54	439 DE-RONGE, Charles
122	22	20,37	1,0800	16,9525	28,25	367 CHAUME, Thierry T
123	25	23,17	1,0790	16,9361	28,23	106 ORLANDINI, Alberto A
124	33	31,12	1,0604	16,6447	27,74	119 SARIK, Raido R
125	20	18,92	1,0571	16,5924	27,65	397 JORGE, Paulo P
126	27	25,89	1,0429	16,3694	27,28	360 PLANO, Olivier O
127	21	20,39	1,0299	16,1660	26,94	373 LOUVIER, Sebastien S
128	31	30,30	1,0231	16,0590	26,77	349 BALANDRAUX, Yves
129	27	26,92	1,0030	15,7431	26,24	125 DEMARET, Christian C
130	18	18,14	0,9923	15,5753	25,96	361 POULAIN, Renaud R
131	27	27,37	0,9865	15,4842	25,81	391 BESSA, Ana A
132	31	31,51	0,9838	15,4424	25,74	155 CALLE, Xavier X
133	27	27,48	0,9825	15,4223	25,70	371 LAPP, Pascal P
134	22	22,43	0,9808	15,3955	25,66	426 BEZOT, Patrick P
135	21	22,01	0,9541	14,9761	24,96	120 SIMONIN, Thierry T
136	16	16,84	0,9501	14,9135	24,86	287 RIOU, Sylvain
137	25	29,81	0,8386	13,1637	21,94	415 NOUET, CHARLOTTE C
138	16	19,11	0,8373	13,1420	21,90	177 UJEVIC, Christophe C

PRODUCTION -- Overall Stage Results**CHAMPIONNAT DE FRANCE HANDGUN 2014**

Printed mai 26, 2014 at 8:24

**Stage 20 -- STAGE 20**

	PTS	TIME	HIT FACTOR	STAGE POINTS	STAGE PERCENT	COMPETITOR # Name
139	24	29,16	0,8230	12,9189	21,53	429 FREDEZ, JEAN-MAURICE J
140	18	22,70	0,7930	12,4465	20,74	135 SOUL, Emmanuel E
141	18	23,42	0,7686	12,0639	20,11	199 MARYE, Georges G
142	20	26,95	0,7421	11,6486	19,41	350 BOHAIN, JEAN-LUC J
143	20	27,06	0,7391	11,6012	19,34	267 CROUZET, Stephane S
144	22	29,85	0,7370	11,5686	19,28	353 HUMILIER, Nicolas N
145	25	34,15	0,7321	11,4908	19,15	382 CHRAPKIEWICZ, Olivier O
146	16	22,03	0,7263	11,4000	19,00	259 JOURDE, Philippe P
147	20	30,64	0,6527	10,2457	17,08	180 CLAVEL, Victorien V
148	14	22,34	0,6267	9,8366	16,39	223 WOHNER, Jean-philippe J
149	14	22,79	0,6143	9,6424	16,07	461 FOURNIER, ALEXANDRE A
150	18	30,75	0,5854	9,1882	15,31	395 DENOYELLES, Marie-Claude M
151	12	21,08	0,5693	8,9353	14,89	3 BURGADA, Luc L
152	15	28,87	0,5196	8,1554	13,59	190 PHELPS, David D
153	14	27,33	0,5123	8,0406	13,40	141 BRULTEY, Pascal P
154	9	17,84	0,5045	7,9186	13,20	396 JOAO, Manuel
155	14	28,88	0,4848	7,6091	12,68	447 GIBNEY, Jim J
156	9	20,65	0,4358	6,8411	11,40	179 BAUSCH, Pierre P
157	7	17,86	0,3919	6,1520	10,25	343 JUHEL, Julien J
158	13	36,23	0,3588	5,6322	9,39	67 COLLIN, Anne A
159	9	27,79	0,3239	5,0834	8,47	277 CARDOEN, Vincent V
160	9	32,34	0,2783	4,3682	7,28	228 FOURNIER, Anne A
161	5	20,11	0,2486	3,9026	6,50	280 DA-COSTA-LEIRAS, Rasael R
162	5	20,23	0,2472	3,8795	6,47	195 BRUNO, Alfonsino
163	5	21,42	0,2334	3,6640	6,11	201 MATTER, Sebastien S
164	8	34,83	0,2297	3,6053	6,01	286 PRIEUR, Perrine P
165	5	22,42	0,2230	3,5005	5,83	142 CORTEZ, Carl C
166	5	23,16	0,2159	3,3887	5,65	316 GERARD, Emmanuel E
167	5	28,38	0,1762	2,7654	4,61	107 VERITE, Isabelle I
168	3	22,10	0,1357	2,1307	3,55	265 BUSSY, Laurent L
169	0	22,07	0,0000	0,0000	0,00	456 MAZY, LAURENT L
170	0	29,77	0,0000	0,0000	0,00	54 CANTOS, Francisco F
171	0	20,64	0,0000	0,0000	0,00	243 COUPE, Laurent L
172	0	19,72	0,0000	0,0000	0,00	332 RUINI, Claudio C
173	0	26,14	0,0000	0,0000	0,00	235 ROSSI, Benvenuto B
174	0	29,37	0,0000	0,0000	0,00	193 THOMAS, Jean-luc J
175	0	19,89	0,0000	0,0000	0,00	322 BADI, Desiree
176	0	21,89	0,0000	0,0000	0,00	229 GILANT, Christophe C
177	0	34,87	0,0000	0,0000	0,00	292 CHICA, Christian C
178	0	1,44	0,0000	0,0000	0,00	351 GAL, Didier D
179	0	18,74	0,0000	0,0000	0,00	285 POLO, Bruno B
180	0	21,36	0,0000	0,0000	0,00	1 AMARO, Dominique D
181	0	20,76	0,0000	0,0000	0,00	416 NYCZ, MARGAUX M
182	0	17,84	0,0000	0,0000	0,00	289 TRANCA, Germano G
183	0	24,45	0,0000	0,0000	0,00	315 DURO, Jeremie J
184	0	20,44	0,0000	0,0000	0,00	346 MONTALE, Andrea A

PRODUCTION -- Overall Stage Results
CHAMPIONNAT DE FRANCE HANDGUN 2014

Printed mai 26, 2014 at 8:24



Stage 20 -- STAGE 20

	PTS	TIME	HIT FACTOR	STAGE POINTS	STAGE PERCENT	COMPETITOR # Name
185	0	19,75	0,0000	0,0000	0,00	307 BALLIERE, Guillaume G
186	0	23,44	0,0000	0,0000	0,00	388 MUNIER, Philippe P

CLASSIC -- Overall Stage Results
CHAMPIONNAT DE FRANCE HANDGUN 2014

Printed mai 26, 2014 at 8:24



Stage 20 -- STAGE 20

	PTS	TIME	HIT FACTOR	STAGE POINTS	STAGE PERCENT	COMPETITOR # Name
1	52	13,05	3,9847	60,0000	100,00	29 BOIT, Julien
2	52	16,51	3,1496	47,4258	79,04	232 PICHENOT, Christophe C
3	52	19,68	2,6423	39,7866	66,31	64 BERRETTA, Maurizio M
4	35	13,80	2,5362	38,1898	63,65	32 KUMMER, Patrick P
5	35	14,35	2,4390	36,7261	61,21	31 HOBDELL, Angus A
6	50	20,90	2,3923	36,0232	60,04	36 NESTOLAT, Michel M
7	52	22,45	2,3163	34,8775	58,13	30 GERARD, Joël J
8	50	21,92	2,2810	34,3469	57,24	247 LANET, Luc L
9	44	19,67	2,2369	33,6827	56,14	344 LES-ORTIZ, Jabier
10	44	19,79	2,2233	33,4785	55,80	126 HAPIAK, Pierre-françois P
11	46	22,25	2,0674	31,1305	51,88	362 SANGUINETTI, Rodolphe R
12	42	20,61	2,0378	30,6853	51,14	448 LAMOUREUX, NICOLAS N
13	44	21,72	2,0258	30,5036	50,84	455 SANCHEZ-LUMBRERAS, JOSE-A J
14	48	25,65	1,8713	28,1781	46,96	95 CHABOT, Romain R
15	41	22,18	1,8485	27,8343	46,39	99 DAZZI, GEORGES G
16	36	20,76	1,7341	26,1116	43,52	133 SENCE, Jean-marc J
17	33	19,23	1,7161	25,8400	43,07	27 ALTUNA, Denis D
18	25	15,75	1,5873	23,9011	39,84	39 PERROT, Laurent L
19	39	25,16	1,5501	23,3406	38,90	326 FAVETO, Pierluigi P
20	42	28,61	1,4680	22,1050	36,84	437 SENGELIN, PHILIPPE P
21	35	23,86	1,4669	22,0880	36,81	34 MELEY, Philippe P
22	29	29,33	0,9887	14,8883	24,81	136 TERKI, Sébastien S
23	10	26,46	0,3779	5,6907	9,48	57 ESPILEZ-ELIPE, Jose-Luis
24	8	26,57	0,3011	4,5337	7,56	274 MASSAGUER-SALGADO, Enrique E
25	0	46,43	0,0000	0,0000	0,00	440 GOUSSE, Jean-René

REVOLVER -- Overall Stage Results
CHAMPIONNAT DE FRANCE HANDGUN 2014

Printed mai 26, 2014 at 8:24



Stage 20 -- STAGE 20

	PTS	TIME	HIT FACTOR	STAGE POINTS	STAGE PERCENT	COMPETITOR # Name
1	48	27,71	1,7322	60,0000	100,00	427 MACIOCI, PATRICK P
2	35	20,40	1,7157	59,4271	99,05	203 PHOTION, David D
3	43	27,08	1,5879	55,0005	91,67	430 ITANI, MARWAN M
4	52	36,75	1,4150	49,0109	81,68	460 DESROCHES, JOCELYNE J
5	55	39,63	1,3878	48,0712	80,12	450 TOURNIER, PASCAL P
6	37	27,04	1,3683	47,3960	78,99	143 DECARPIGNIES, Pascal P
7	34	27,44	1,2391	42,9182	71,53	192 SIMON, Bernard B
8	23	22,95	1,0022	34,7130	57,85	91 SCHMOCKER, Ernst E
9	42	42,87	0,9797	33,9346	56,56	419 BIZET, MATHIAS M
10	31	33,75	0,9185	31,8152	53,03	431 TRAVERS, SANDRINE S
11	13	25,59	0,5080	17,5962	29,33	62 SCHEKIN, Oleg O

OPEN -- Overall Stage Results
CHAMPIONNAT DE FRANCE HANDGUN 2014

Printed mai 26, 2014 at 8:24



Stage 21 -- STAGE 21

	PTS	TIME	HIT FACTOR	STAGE POINTS	STAGE PERCENT	COMPETITOR # Name
1	116	17,56	6,6059	120,0000	100,00	22 OBRIOT, Emile E
2	115	19,91	5,7760	104,9239	87,44	18 DRUMMOND, Bill B
3	115	22,36	5,1431	93,4273	77,86	102 GRASSO, Bruno B
4	120	23,50	5,1064	92,7601	77,30	226 DESAGNEAUX, Jean-Luc J
5	115	22,53	5,1043	92,7223	77,27	144 HAAS, Peter P
6	120	23,61	5,0826	92,3279	76,94	319 PESTIAUX, Thierry T
7	117	23,07	5,0715	92,1268	76,77	342 HORACI, BERNABE-PARDO B
8	118	23,46	5,0298	91,3696	76,14	302 RENOUX, Gilles G
9	120	23,89	5,0230	91,2458	76,04	336 CASTRILLO, ALBERTO A
10	116	23,23	4,9935	90,7103	75,59	19 EGRET, Sebastien S
11	114	22,94	4,9695	90,2733	75,23	26 TARRADE, Alain A
12	114	23,37	4,8780	88,6123	73,84	25 SZAKACS, Alex A
13	119	24,45	4,8671	88,4129	73,68	93 BALESI, Daniel
14	113	24,07	4,6946	85,2806	71,07	166 BETSCHART, Bruno B
15	102	21,86	4,6661	84,7613	70,63	77 TODARO, Giuseppe G
16	116	24,93	4,6530	84,5247	70,44	20 GIBERT, Philippe P
17	119	26,07	4,5646	82,9189	69,10	253 BIZOUARN, Eric E
18	116	25,46	4,5562	82,7651	68,97	139 BELLONI, Philippe P
19	83	18,63	4,4552	80,9306	67,44	58 ESPILEZ-URBON, Ivan I
20	101	22,89	4,4124	80,1536	66,79	176 SCHNEIDER, Patrik P
21	115	26,11	4,4044	80,0090	66,67	21 OBRIOT, Thierry
22	115	26,51	4,3380	78,8018	65,67	372 LOPEZ, Christophe C
23	118	27,24	4,3319	78,6906	65,58	345 MALANDA-RUIZ, Rakel R
24	87	20,12	4,3241	78,5487	65,46	17 DEVILLE, Remy
25	119	27,62	4,3085	78,2656	65,22	132 RANDAXHE, Patrick P
26	117	27,27	4,2904	77,9379	64,95	87 GOUGIS, Rémi R
27	115	27,12	4,2404	77,0293	64,19	189 MONTARGOT, Renaud R
28	114	27,08	4,2097	76,4723	63,73	90 OGANESSIAN, Sarkis S
29	97	23,18	4,1846	76,0162	63,35	98 CZYKAJLO, JEROME J
30	116	27,78	4,1757	75,8531	63,21	42 CANETTA, Irene I
31	87	20,99	4,1448	75,2930	62,74	104 MEIER, Dominic
32	115	28,03	4,1027	74,5285	62,11	245 GUINCHARD, Patrick P
33	112	27,50	4,0727	73,9832	61,65	355 MARTIN, Patrice P
34	117	28,76	4,0682	73,9000	61,58	444 HUET, MICHEL M
35	114	28,28	4,0311	73,2273	61,02	258 GIL-JIMENEZ, Mikael M
36	110	27,97	3,9328	71,4411	59,53	60 PENALVA-PASQUET, Pierre-jean P
37	117	30,15	3,8806	70,4930	58,74	46 DEMANET, Jean-michel J
38	113	29,22	3,8672	70,2499	58,54	356 MARTIN, Olivia O
39	116	30,38	3,8183	69,3614	57,80	421 LAUREMBOURLE, JACQUES J
40	114	30,10	3,7874	68,7996	57,33	151 ZANARDI, Annamaria A
41	119	31,68	3,7563	68,2354	56,86	73 PETTENATI, Simonetta S
42	117	31,24	3,7452	68,0335	56,69	301 PELLEGRINI, Jean-François J
43	104	28,13	3,6971	67,1601	55,97	140 BELLONI, Francois F
44	118	32,15	3,6703	66,6728	55,56	424 ASTORG, GERARD G
45	71	19,54	3,6336	66,0057	55,00	234 RENAUD, Patrick P
46	102	28,83	3,5380	64,2692	53,56	138 AIELLO, Jean J

OPEN -- Overall Stage Results
CHAMPIONNAT DE FRANCE HANDGUN 2014

Printed mai 26, 2014 at 8:24



Stage 21 -- STAGE 21

	PTS	TIME	HIT FACTOR	STAGE POINTS	STAGE PERCENT	COMPETITOR # Name
47	113	32,09	3,5213	63,9671	53,31	273 MARTINEZ-DE-LAS-HERAS, Maria M
48	114	33,36	3,4173	62,0764	51,73	103 LELEU, CHRISTIAN C
49	116	34,02	3,4098	61,9400	51,62	291 CERVELLO, Richard R
50	114	33,60	3,3929	61,6330	51,36	376 VERDON, James J
51	114	33,94	3,3589	61,0156	50,85	399 MARCAND, Mickael M
52	116	35,00	3,3143	60,2057	50,17	85 DEVILLE, Pauline P
53	117	35,72	3,2755	59,5007	49,58	297 HAZAN, Albert A
54	102	31,24	3,2650	59,3112	49,43	205 SALLET, Gauthier G
55	117	36,47	3,2081	58,2771	48,56	433 DESAUGERE, Jean-francois J
56	120	37,69	3,1839	57,8366	48,20	111 DEMANGEOT, Laurent L
57	119	38,01	3,1308	56,8718	47,39	441 LASBLEIS, MICHEL M
58	102	32,62	3,1269	56,8020	47,34	290 BOUCHOUCHA, Marc M
59	103	33,81	3,0464	55,3401	46,12	186 IOZZO, Fabrice F
60	99	32,50	3,0462	55,3350	46,11	446 PITOT-AIMARETTI, Robert R
61	117	38,70	3,0233	54,9190	45,77	330 PERNIGOTTI, Gerolamo G
62	118	39,63	2,9775	54,0886	45,07	393 DELDO, Nicolas
63	114	38,32	2,9749	54,0415	45,03	240 CHARPENTIER, Bernard
64	102	36,92	2,7627	50,1864	41,82	254 CABLE, Nathalie N
65	117	42,45	2,7562	50,0675	41,72	435 GRANDGERARD, Hervé
66	98	36,28	2,7012	49,0689	40,89	445 MEUNIER, GERARD G
67	116	43,32	2,6777	48,6427	40,54	432 WOLAN, Joseph J
68	117	43,84	2,6688	48,4801	40,40	129 PANE, Bernard B
69	97	37,30	2,6005	47,2401	39,37	333 SAARBACH, Stafford S
70	79	30,96	2,5517	46,3526	38,63	78 AGRINIER, Didier D
71	102	40,77	2,5018	45,4472	37,87	364 BOVIN, Loic L
72	83	33,52	2,4761	44,9803	37,48	257 GIL-JIMENEZ, Pierre P
73	118	47,86	2,4655	44,7875	37,32	383 CONNOUE, Gerard
74	75	30,69	2,4438	44,3928	36,99	84 DEVILLE, Jacques
75	101	41,66	2,4244	44,0403	36,70	428 MILLOT, PATRICK P
76	71	29,86	2,3778	43,1933	35,99	374 MABILAIS, Gregory G
77	83	35,09	2,3653	42,9677	35,81	237 BUFFARD, Francois F
78	114	48,22	2,3642	42,9463	35,79	436 SAUTOUR, JACQUES J
79	68	30,77	2,2099	40,1448	33,45	369 GATEAU, Phiippe
80	54	28,41	1,9007	34,5279	28,77	158 HELAIEM, Stephane
81	112	59,28	1,8893	34,3208	28,60	59 ETOURNEAU, Helene H
82	99	59,52	1,6633	30,2148	25,18	149 RIEDI, Serenella S
83	112	82,26	1,3615	24,7330	20,61	148 NOWAK, Hubert

STANDARD -- Overall Stage Results
CHAMPIONNAT DE FRANCE HANDGUN 2014

Printed mai 26, 2014 at 8:24



Stage 21 -- STAGE 21

	PTS	TIME	HIT FACTOR	STAGE POINTS	STAGE PERCENT	COMPETITOR # Name
1	115	23,26	4,9441	120,0000	100,00	47 JAIME-DIAZ, Juan-Carlos
2	114	23,27	4,8990	118,9054	99,09	115 LAPEYRE, Franck F
3	116	23,89	4,8556	117,8515	98,21	51 POIRET, Jerome
4	117	25,84	4,5279	109,8972	91,58	271 IBANEZ, Gorka G
5	110	24,95	4,4088	107,0077	89,17	340 FERRERO-POZA, Carlos
6	118	27,24	4,3319	105,1400	87,62	459 GUBIN, YLIA Y
7	118	27,24	4,3319	105,1400	87,62	403 SAMPAIO, Mauricio M
8	115	26,77	4,2959	104,2660	86,89	408 FELT, OLIVIER O
9	102	23,75	4,2947	104,2389	86,87	49 MIDGLEY, GREGORY G
10	114	26,68	4,2729	103,7080	86,42	50 PESCE, Fabrizio F
11	117	27,43	4,2654	103,5269	86,27	44 CUTAYA, Christian C
12	101	23,68	4,2652	103,5220	86,27	321 SAUDEMONT, Tom T
13	119	28,43	4,1857	101,5929	84,66	168 BROSCHE, Hampi
14	115	28,12	4,0896	99,2603	82,72	260 LAMY, Jean-Michel
15	111	27,37	4,0555	98,4331	82,03	43 COLOMBINI, Jean Pierre J
16	112	27,78	4,0317	97,8541	81,55	392 COSTA, Luis L
17	113	28,12	4,0185	97,5340	81,28	404 SILVA, Manuel M
18	114	28,64	3,9804	96,6106	80,51	48 MARCHAL, Florian F
19	116	29,28	3,9617	96,1568	80,13	137 VANDAL, Olivier O
20	114	29,12	3,9148	95,0182	79,18	80 BEAUNIER, François F
21	118	30,43	3,8778	94,1181	78,43	108 BACH, Lucas L
22	118	30,59	3,8575	93,6258	78,02	109 BISIOU, Stéphane S
23	114	29,82	3,8229	92,7877	77,32	172 MOURGUES, Jacques J
24	114	29,93	3,8089	92,4467	77,04	417 WEBER, MATTHIAS M
25	116	30,69	3,7797	91,7391	76,45	418 WEBER, DIDIER D
26	114	30,20	3,7748	91,6201	76,35	101 GOLI, GERARD G
27	115	30,55	3,7643	91,3650	76,14	409 FONDER, Anne-valérie
28	118	31,65	3,7283	90,4902	75,41	377 WERBROUCK, Florent F
29	101	28,06	3,5994	87,3629	72,80	217 LEVIS, Luca L
30	117	32,80	3,5671	86,5775	72,15	82 CARRIER, Philippe P
31	101	29,08	3,4732	84,2985	70,25	255 CABLE, Xavier X
32	84	24,29	3,4582	83,9353	69,95	284 GUILLAUME, Bertrand B
33	105	30,42	3,4517	83,7767	69,81	296 GUINTOLI, Gilles G
34	110	31,90	3,4483	83,6942	69,75	97 CLOT, Jean-marc J
35	116	33,88	3,4238	83,1013	69,25	250 OTERO, MARK M
36	116	34,85	3,3286	80,7883	67,32	147 MACHET, Christophe C
37	113	33,98	3,3255	80,7139	67,26	425 BERTRAND, Elian E
38	98	29,47	3,3254	80,7122	67,26	304 SENDOU, Frederic F
39	93	28,19	3,2990	80,0721	66,73	293 DIEU, Steeve S
40	97	29,69	3,2671	79,2966	66,08	53 ZOLLA, Luca
41	116	35,66	3,2529	78,9532	65,79	443 GOY, PHILIPPE P
42	108	33,38	3,2355	78,5291	65,44	227 FLEISCHER, ALEXANDER A
43	84	25,98	3,2333	78,4753	65,40	279 CARTIER, Serge S
44	103	31,91	3,2278	78,3436	65,29	121 TRUONG-VINH-TONG, Andre
45	114	35,57	3,2049	77,7883	64,82	244 EDO, Damia D
46	116	36,27	3,1982	77,6254	64,69	33 MARTIN-PRIVAT, Pierre P

STANDARD -- Overall Stage Results

CHAMPIONNAT DE FRANCE HANDGUN 2014

Printed mai 26, 2014 at 8:24



Stage 21 -- STAGE 21

	PTS	TIME	HIT FACTOR	STAGE POINTS	STAGE PERCENT	COMPETITOR # Name
47	112	35,12	3,1891	77,4028	64,50	263 RAOUL, Eric E
48	112	35,52	3,1532	76,5311	63,78	110 DAGORNO, Paul P
49	111	35,69	3,1101	75,4865	62,91	363 VANDENABEELLE, Christian C
50	112	37,00	3,0270	73,4699	61,22	38 PERROT, Manuela M
51	84	27,83	3,0183	73,2587	61,05	45 DA-ROS, Philippe P
52	100	33,54	2,9815	72,3652	60,30	248 NATALIZIO, Silvain S
53	84	28,37	2,9609	71,8643	59,89	457 LOPUNOV, SERGEY S
54	104	35,25	2,9504	71,6090	59,67	242 COUELLE, Philippe P
55	86	29,62	2,9034	70,4704	58,73	212 DESTREBECK, Marian M
56	90	31,36	2,8699	69,6562	58,05	221 ROSSIGNOL, Bernard B
57	97	33,91	2,8605	69,4284	57,86	390 PEPY, Pascal P
58	112	39,62	2,8269	68,6115	57,18	114 JOACHIM, Eric E
59	85	30,28	2,8071	68,1328	56,78	442 BELLON-ESBELIN, Yann Y
60	101	36,27	2,7847	67,5876	56,32	175 RACLOT, Gerard G
61	99	35,61	2,7801	67,4771	56,23	41 WURSTER, Sabine S
62	117	42,52	2,7516	66,7860	55,66	249 NERI, Christian C
63	104	38,68	2,6887	65,2589	54,38	215 GUASTELLA, Vincenzo V
64	104	38,80	2,6804	65,0571	54,21	68 FORMENTO, Federico-Maria
65	118	45,06	2,6187	63,5600	52,97	303 ROTON, Patrick P
66	108	41,73	2,5881	62,8157	52,35	264 BLONDIAUX, SOPHIE S
67	105	40,65	2,5830	62,6934	52,24	266 BUSSY, Isabelle I
68	114	44,53	2,5601	62,1363	51,78	246 KOCH, Pascal P
69	85	34,61	2,4559	59,6088	49,67	252 BIZOUARN, Mireille M
70	111	46,13	2,4062	58,4027	48,67	423 TREUSSARD, FRANCOIS F
71	116	49,18	2,3587	57,2483	47,71	214 FONTAINE, Frederic F
72	100	42,41	2,3579	57,2301	47,69	37 NESTOLAT, Vincent V
73	112	51,99	2,1543	52,2867	43,57	261 PROMIS, Stephan S
74	96	45,14	2,1267	51,6182	43,02	127 HOCQUET, Serge
75	97	45,67	2,1239	51,5506	42,96	66 CABONA, Carolina
76	72	36,44	1,9759	47,9565	39,96	262 RAOUL, Catherine C
77	117	60,60	1,9307	46,8604	39,05	358 MEUNIER, ALAIN A
78	105	57,78	1,8172	44,1067	36,76	268 GOUTTEBESSIS, Francis F
79	80	45,53	1,7571	42,6467	35,54	306 WAVRANT, Xavier X
80	104	59,77	1,7400	42,2321	35,19	209 TRUONG, Phung P
81	63	39,26	1,6047	38,9478	32,46	320 PORREYE, Xavier
82	73	64,17	1,1376	27,6111	23,01	381 CAMUGLI, JEAN-PIERRE J
83	84	85,44	0,9831	23,8622	19,89	334 BARILLARI, Giampaolo G

PRODUCTION -- Overall Stage Results
CHAMPIONNAT DE FRANCE HANDGUN 2014

Printed mai 26, 2014 at 8:24



Stage 21 -- STAGE 21

	PTS	TIME	HIT FACTOR	STAGE POINTS	STAGE PERCENT	COMPETITOR # Name
1	114	20,50	5,5610	120,0000	100,00	15 ZAPLETAL, Miroslav M
2	118	22,32	5,2867	114,0822	95,07	7 GUICHARD, Louis L
3	99	19,76	5,0101	108,1131	90,09	6 GRAUFFEL, Eric
4	110	21,97	5,0068	108,0421	90,04	4 CARRIE, Stéphane S
5	116	23,24	4,9914	107,7090	89,76	11 RIBAS, Guga
6	116	23,59	4,9173	106,1110	88,43	9 LAVERGNE, Mathieu M
7	120	24,96	4,8077	103,7449	86,45	145 JOSI, Oliver O
8	114	24,38	4,6760	100,9024	84,09	411 GUSHINA, MARIA M
9	114	24,81	4,5949	99,1536	82,63	8 HELLER, Peter P
10	108	23,80	4,5378	97,9213	81,60	2 BACULARD, Patrick
11	112	24,72	4,5307	97,7687	81,47	12 SAGON, Aurélien A
12	118	26,21	4,5021	97,1506	80,96	210 ARMENDARIZ, Sebastien S
13	114	25,54	4,4636	96,3195	80,27	238 BUSSER, Alain A
14	99	22,56	4,3883	94,6948	78,91	317 GHJISELINK, Maxime M
15	110	25,11	4,3807	94,5314	78,78	396 JOAO, Manuel
16	114	26,11	4,3661	94,2168	78,51	394 DENOYELLES, Morgan M
17	114	26,35	4,3264	93,3586	77,80	75 ROI, Harel H
18	114	26,67	4,2745	92,2385	76,87	405 BURGADA, LAURENT L
19	116	27,14	4,2741	92,2313	76,86	361 POULAIN, Renaud R
20	102	24,03	4,2447	91,5960	76,33	154 BOITTEAUX, Bertrand
21	116	27,41	4,2320	91,3228	76,10	161 MOURICE, Benoit B
22	108	25,81	4,1844	90,2955	75,25	3 BURGADA, Luc L
23	118	28,23	4,1800	90,1989	75,17	204 PITTIER, Alain A
24	112	26,86	4,1698	89,9792	74,98	96 CLAIRE, Olivier O
25	116	27,92	4,1547	89,6546	74,71	162 PEREZ, Guillaume G
26	116	28,00	4,1429	89,3985	74,50	307 BALLIERE, Guillaume G
27	110	26,62	4,1322	89,1692	74,31	178 VACHER, Benoit B
28	120	29,23	4,1054	88,5896	73,82	216 GUILMART, Nicolas N
29	114	28,03	4,0671	87,7631	73,14	183 HAUSER, Lionel L
30	104	25,59	4,0641	87,6987	73,08	397 JORGE, Paulo P
31	112	28,11	3,9843	85,9780	71,65	236 SEGUIN, Gaëtan G
32	105	26,44	3,9713	85,6955	71,41	81 BEDROSSIAN, Marc
33	101	25,46	3,9670	85,6038	71,34	398 LERETRIF, Nicolas N
34	97	24,46	3,9657	85,5747	71,31	213 DONOFRIO, Ciriaco C
35	110	27,82	3,9540	85,3229	71,10	269 GUTIERREZ, Jorge J
36	103	26,34	3,9104	84,3824	70,32	314 DONOT, Marc M
37	108	27,82	3,8821	83,7716	69,81	5 GOUGIS, Christophe C
38	116	30,07	3,8577	83,2444	69,37	40 WILLMES, Siegfried S
39	108	28,04	3,8516	83,1143	69,26	195 BRUNO, Alfonsino
40	88	22,87	3,8478	83,0322	69,19	150 SCHRANER, Remo R
41	118	30,68	3,8462	82,9959	69,16	308 BROCHARD, Pierre P
42	105	27,37	3,8363	82,7837	68,99	410 GUSHIN, MICKAIL M
43	112	29,20	3,8356	82,7685	68,97	287 RIOU, Sylvain
44	118	30,78	3,8337	82,7263	68,94	233 RAPHOZ, Dominic D
45	118	31,15	3,7881	81,7437	68,12	55 CORNUT, Pierre P
46	118	31,35	3,7640	81,2222	67,69	153 BECRET, Jean-guy J

PRODUCTION -- Overall Stage Results**CHAMPIONNAT DE FRANCE HANDGUN 2014**

Printed mai 26, 2014 at 8:24

**Stage 21 -- STAGE 21**

	PTS	TIME	HIT FACTOR	STAGE POINTS	STAGE PERCENT	COMPETITOR # Name
47	114	30,36	3,7549	81,0277	67,52	348 VERLINDE, Camille C
48	108	28,78	3,7526	80,9773	67,48	86 FRICKER, Claudia C
49	101	26,98	3,7435	80,7811	67,32	347 SALINAS-LAGUNA, Vicente V
50	93	24,89	3,7364	80,6284	67,19	170 GARCIA, Frank F
51	118	31,72	3,7201	80,2748	66,90	289 TRANCA, Germano G
52	112	30,15	3,7148	80,1606	66,80	368 DUJARDIN, Yves Y
53	97	26,38	3,6770	79,3464	66,12	407 FELT, BAPTISTE B
54	95	25,85	3,6750	79,3037	66,09	401 RAMOS, Miguel
55	114	31,42	3,6283	78,2941	65,25	299 LEGAL, Eric E
56	95	26,20	3,6260	78,2443	65,20	65 BORRALLO, JUAN J
57	120	33,11	3,6243	78,2082	65,17	305 STEVE, Peter P
58	116	32,01	3,6239	78,1992	65,17	120 SIMONIN, Thierry T
59	116	32,02	3,6227	78,1748	65,15	223 WOHLNER, Jean-philippe J
60	114	31,65	3,6019	77,7251	64,77	199 MARYE, Georges G
61	116	32,39	3,5814	77,2818	64,40	135 SOUL, Emmanuel E
62	116	32,46	3,5736	77,1152	64,26	131 POUJOL, Marc M
63	114	31,93	3,5703	77,0435	64,20	243 COUPE, Laurent L
64	103	29,14	3,5347	76,2742	63,56	116 MOINE, Christian C
65	114	32,34	3,5250	76,0668	63,39	188 MEUNIER, Pierre P
66	112	31,80	3,5220	76,0013	63,33	316 GERARD, Emmanuel E
67	114	32,49	3,5088	75,7156	63,10	200 MARYE, Christophe C
68	112	32,17	3,4815	75,1272	62,61	112 EVESQUE, Michel M
69	120	34,58	3,4702	74,8836	62,40	315 DURO, Jeremie J
70	116	33,72	3,4401	74,2336	61,86	357 MELISSA, Aurelie A
71	106	30,98	3,4216	73,8337	61,53	352 GUILHOT, Patrick P
72	114	33,44	3,4091	73,5646	61,30	152 ARENA, Gyl G
73	114	33,58	3,3949	73,2579	61,05	276 BOUTIN, Herve H
74	112	33,03	3,3909	73,1711	60,98	349 BALANDRAUX, Yves
75	85	25,39	3,3478	72,2415	60,20	94 BURKHALTER, Christine C
76	101	30,22	3,3422	72,1202	60,10	267 CROUZET, Stephane S
77	104	31,14	3,3398	72,0684	60,06	74 RODRIGUEZ-PINTOR, JUAN J
78	95	28,54	3,3287	71,8290	59,86	164 TEISSIER, Philippe P
79	114	34,33	3,3207	71,6574	59,71	386 LAMISCARRE, Joel J
80	104	31,36	3,3163	71,5628	59,64	177 UJEVIC, Christophe C
81	100	30,29	3,3014	71,2411	59,37	241 CLIN, Robert R
82	106	32,30	3,2817	70,8164	59,01	285 POLO, Bruno B
83	91	27,74	3,2805	70,7889	58,99	251 BERGAMASCO, Nicolas N
84	112	34,24	3,2710	70,5853	58,82	222 WELTER, Tony T
85	108	33,03	3,2698	70,5579	58,80	160 MARTORELL, Damien D
86	103	31,59	3,2605	70,3587	58,63	79 AGRINIER, Pascal P
87	95	29,36	3,2357	69,8229	58,19	89 MEICHTRY, Markus M
88	91	28,19	3,2281	69,6589	58,05	406 DAGUENEL, LAETITIA L
89	110	34,31	3,2061	69,1834	57,65	182 EAP, Christophe C
90	114	36,15	3,1535	68,0498	56,71	259 JOURDE, Philippe P
91	108	34,27	3,1514	68,0048	56,67	179 BAUSCH, Pierre P
92	97	31,12	3,1170	67,2608	56,05	92 WALDMANN, Daniel D

PRODUCTION -- Overall Stage Results**CHAMPIONNAT DE FRANCE HANDGUN 2014**

Printed mai 26, 2014 at 8:24

**Stage 21 -- STAGE 21**

	PTS	TIME	HIT FACTOR	STAGE POINTS	STAGE PERCENT	COMPETITOR # Name
93	110	35,35	3,1117	67,1481	55,96	239 BUSSER, Celine C
94	118	38,06	3,1004	66,9027	55,75	134 SIMSON, James J
95	116	37,61	3,0843	66,5556	55,46	391 BESSA, Ana A
96	86	28,18	3,0518	65,8548	54,88	281 DHELIN, Herve H
97	91	29,82	3,0516	65,8512	54,88	278 CARDOT, Thierry T
98	93	30,72	3,0273	65,3269	54,44	88 LATREILLE, Philippe P
99	95	31,40	3,0255	65,2866	54,41	196 CHERNOGOROV, Alexander A
100	118	39,03	3,0233	65,2400	54,37	387 MONTURY, ROBERT R
101	120	39,85	3,0113	64,9805	54,15	235 ROSSI, Benvenuto B
102	97	32,33	3,0003	64,7435	53,95	416 NYCZ, MARGAUX M
103	116	38,73	2,9951	64,6310	53,86	155 CALLE, Xavier X
104	76	25,47	2,9839	64,3895	53,66	359 NASSO, Michel M
105	120	40,31	2,9769	64,2390	53,53	165 ALEXANDRE, Jean Marc J
106	99	33,26	2,9765	64,2308	53,53	124 BELLOT, Mathieu M
107	90	30,43	2,9576	63,8221	53,19	167 BOUCAUT, Jean Louis J
108	118	40,31	2,9273	63,1683	52,64	283 FERNANDES, Olivier O
109	76	26,11	2,9108	62,8112	52,34	194 VALANCE, Thomas T
110	120	41,45	2,8951	62,4722	52,06	370 GRAUFFEL, Gerard G
111	110	38,30	2,8721	61,9761	51,65	365 BUFFIN, Dominique D
112	106	37,01	2,8641	61,8041	51,50	272 MALLET, Nicolas N
113	110	38,81	2,8343	61,1617	50,97	228 FOURNIER, Anne A
114	103	36,65	2,8104	60,6448	50,54	163 SANCEAU, Thierry T
115	97	34,62	2,8018	60,4609	50,38	105 NEUMANN, Julien J
116	114	41,00	2,7805	60,0000	50,00	198 JOUY, Jean-claude
117	114	41,06	2,7764	59,9123	49,93	395 DENOYELLES, Marie-Claude M
118	80	28,83	2,7749	59,8791	49,90	83 CASSIGNAC, Jean-paul J
119	106	38,30	2,7676	59,7224	49,77	119 SARIK, Raido R
120	103	37,28	2,7629	59,6200	49,68	384 DALLEAU, Eric E
121	112	40,80	2,7451	59,2363	49,36	458 ALIANI, FEDERICO F
122	102	37,61	2,7120	58,5231	48,77	191 PREDOVICH, Dan D
123	114	42,06	2,7104	58,4879	48,74	415 NOUET, CHARLOTTE C
124	112	41,39	2,7060	58,3919	48,66	367 CHAUME, Thierry T
125	84	31,05	2,7053	58,3778	48,65	173 PHELPS, MIKAYLA M
126	93	34,45	2,6996	58,2537	48,54	339 FEDERICI, Giulia G
127	108	40,08	2,6946	58,1469	48,46	229 GILANT, Christophe C
128	99	36,74	2,6946	58,1469	48,46	346 MONTALE, Andrea A
129	88	33,07	2,6610	57,4220	47,85	350 BOHAIN, JEAN-LUC J
130	101	38,28	2,6385	56,9350	47,45	122 ARTAL, Audrey A
131	95	36,12	2,6301	56,7553	47,30	335 CANEPA, Carlo C
132	102	38,95	2,6187	56,5097	47,09	426 BEZOT, Patrick P
133	116	44,60	2,6009	56,1246	46,77	125 DEMARET, Christian C
134	112	43,46	2,5771	55,6107	46,34	141 BRULTEY, Pascal P
135	87	33,80	2,5740	55,5435	46,29	220 PLAIT, Antoine A
136	112	43,70	2,5629	55,3053	46,09	353 HUMILIER, Nicolas N
137	85	33,60	2,5298	54,5896	45,49	318 GRANDE, Freddy F
138	103	41,15	2,5030	54,0129	45,01	146 JOSI, Maggie M

PRODUCTION -- Overall Stage Results**CHAMPIONNAT DE FRANCE HANDGUN 2014**

Printed mai 26, 2014 at 8:24

**Stage 21 -- STAGE 21**

	PTS	TIME	HIT FACTOR	STAGE POINTS	STAGE PERCENT	COMPETITOR # Name
139	95	38,10	2,4934	53,8058	44,84	106 ORLANDINI, Alberto A
140	72	29,01	2,4819	53,5569	44,63	351 GAL, Didier D
141	95	38,82	2,4472	52,8078	44,01	371 LAPP, Pascal P
142	118	48,31	2,4426	52,7078	43,92	275 BOUTIN, Julie J
143	86	35,63	2,4137	52,0850	43,40	277 CARDOEN, Vincent V
144	105	43,51	2,4132	52,0752	43,40	180 CLAVEL, Victorien V
145	69	28,60	2,4126	52,0611	43,38	231 PICARD, Nicolas N
146	108	45,22	2,3883	51,5375	42,95	447 GIBNEY, Jim J
147	91	38,57	2,3593	50,9122	42,43	360 PLANO, Olivier O
148	84	36,27	2,3160	49,9761	41,65	187 JONDREVILLE, Dominique D
149	84	36,36	2,3102	49,8523	41,54	201 MATTER, Sebastien S
150	95	41,42	2,2936	49,4930	41,24	456 MAZY, LAURENT L
151	118	52,21	2,2601	48,7706	40,64	224 BRIDE, Martial M
152	61	27,04	2,2559	48,6803	40,57	343 JUHEL, Julien J
153	104	46,17	2,2525	48,6076	40,51	429 FREDEZ, JEAN-MAURICE J
154	101	44,94	2,2474	48,4974	40,41	366 CALVAT, Jean J
155	96	43,12	2,2263	48,0422	40,04	142 CORTEZ, Carl C
156	84	37,74	2,2258	48,0294	40,02	452 CARRACEDO-GUERRA, MARIA M
157	101	45,65	2,2125	47,7431	39,79	130 PAYRAULT, Christian C
158	93	42,12	2,2080	47,6458	39,70	309 CAUDRELIER, Christian C
159	97	44,13	2,1981	47,4316	39,53	197 JEANJEAN, Jerome J
160	101	46,14	2,1890	47,2361	39,36	385 FIGOLI, Sergio S
161	112	51,49	2,1752	46,9381	39,12	439 DE-RONGE, Charles
162	82	37,72	2,1739	46,9108	39,09	373 LOUVIER, Sebastien S
163	104	48,05	2,1644	46,7057	38,92	382 CHRAPKIEWICZ, Olivier O
164	93	43,58	2,1340	46,0496	38,37	107 VERITE, Isabelle I
165	110	52,22	2,1065	45,4554	37,88	118 PRIBILINCOVA, HANA H
166	97	46,07	2,1055	45,4343	37,86	207 SANTERRE, Sebastien S
167	104	49,97	2,0812	44,9112	37,43	193 THOMAS, Jean-luc J
168	89	43,01	2,0693	44,6530	37,21	128 LESAINE, Claudine C
169	74	35,85	2,0642	44,5423	37,12	54 CANTOS, Francisco F
170	112	55,59	2,0148	43,4762	36,23	438 DARTOIS, Jean
171	104	56,37	1,8450	39,8121	33,18	265 BUSSY, Laurent L
172	90	51,67	1,7418	37,5867	31,32	230 PASERO, Damien D
173	55	33,06	1,6636	35,8996	29,92	322 BADI, Desiree
174	103	64,32	1,6014	34,5558	28,80	400 MERLIER, Andre A
175	75	48,17	1,5570	33,5981	28,00	331 REPLICA, Giorgio G
176	88	56,90	1,5466	33,3734	27,81	292 CHICA, Christian C
177	86	58,86	1,4611	31,5289	26,27	338 DUCHESNE, Frédéric F
178	92	63,82	1,4416	31,1072	25,92	113 FRICOU, ERIC E
179	86	59,73	1,4398	31,0696	25,89	190 PHELPS, David D
180	54	38,44	1,4048	30,3138	25,26	461 FOURNIER, ALEXANDRE A
181	44	33,05	1,3313	28,7284	23,94	329 OBERTI, Claudio C
182	48	36,29	1,3227	28,5420	23,78	332 RUINI, Claudio C
183	41	36,11	1,1354	24,5011	20,42	280 DA-COSTA-LEIRAS, Rasael R
184	95	84,05	1,1303	24,3903	20,33	67 COLLIN, Anne A

PRODUCTION -- Overall Stage Results
CHAMPIONNAT DE FRANCE HANDGUN 2014

Printed mai 26, 2014 at 8:24



Stage 21 -- STAGE 21

	PTS	TIME	HIT FACTOR	STAGE POINTS	STAGE PERCENT	COMPETITOR # Name
185	49	45,18	1,0846	23,4035	19,50	286 PRIEUR, Perrine P
186	0	16,07	0,0000	0,0000	0,00	1 AMARO, Dominique D
187	0	50,34	0,0000	0,0000	0,00	388 MUNIER, Philippe P

CLASSIC -- Overall Stage Results
CHAMPIONNAT DE FRANCE HANDGUN 2014

Printed mai 26, 2014 at 8:24



Stage 21 -- STAGE 21

	PTS	TIME	HIT FACTOR	STAGE POINTS	STAGE PERCENT	COMPETITOR # Name
1	115	24,49	4,6958	120,0000	100,00	29 BOIT, Julien
2	118	26,88	4,3899	112,1825	93,49	34 MELEY, Philippe P
3	114	26,55	4,2938	109,7268	91,44	36 NESTOLAT, Michel M
4	110	26,18	4,2017	107,3730	89,48	32 KUMMER, Patrick P
5	110	28,40	3,8732	98,9798	82,48	39 PERROT, Laurent L
6	103	26,70	3,8577	98,5821	82,15	232 PICHENOT, Christophe C
7	118	30,63	3,8524	98,4481	82,04	30 GERARD, Joël J
8	106	27,93	3,7952	96,9856	80,82	27 ALTUNA, Denis D
9	110	29,22	3,7645	96,2021	80,17	344 LES-ORTIZ, Jabier
10	112	31,06	3,6059	92,1486	76,79	455 SANCHEZ-LUMBRERAS, JOSE-A J
11	111	31,36	3,5395	90,4522	75,38	133 SENCE, Jean-marc J
12	110	31,44	3,4987	89,4092	74,51	448 LAMOUREUX, NICOLAS N
13	82	23,57	3,4790	88,9051	74,09	31 HOBDELL, Angus A
14	112	34,60	3,2370	82,7207	68,93	326 FAVETO, Pierluigi P
15	102	33,65	3,0312	77,4618	64,55	247 LANET, Luc L
16	99	32,79	3,0192	77,1553	64,30	362 SANGUINETTI, Rodolphe R
17	100	33,18	3,0139	77,0186	64,18	95 CHABOT, Romain R
18	101	33,86	2,9829	76,2266	63,52	126 HAPIAK, Pierre-françois P
19	118	41,21	2,8634	73,1731	60,98	136 TERKI, Sébastien S
20	91	40,95	2,2222	56,7884	47,32	437 SENDELIN, PHILIPPE P
21	70	31,87	2,1964	56,1291	46,77	99 DAZZI, GEORGES G
22	88	43,72	2,0128	51,4369	42,86	274 MASSAGUER-SALGADO, Enrique E
23	88	54,19	1,6239	41,4988	34,58	440 GOUSSE, Jean-René
24	59	38,30	1,5405	39,3664	32,81	57 ESPILEZ-ELIPE, Jose-Luis
25	0	12,29	0,0000	0,0000	0,00	64 BERRETTA, Maurizio M

REVOLVER -- Overall Stage Results
CHAMPIONNAT DE FRANCE HANDGUN 2014

Printed mai 26, 2014 at 8:24



Stage 21 -- STAGE 21

	PTS	TIME	HIT FACTOR	STAGE POINTS	STAGE PERCENT	COMPETITOR # Name
1	119	34,34	3,4653	120,0000	100,00	143 DECARPIGNIES, Pascal P
2	117	36,93	3,1682	109,7087	91,42	430 ITANI, MARWAN M
3	96	36,05	2,6630	92,2148	76,85	62 SCHEKIN, Oleg O
4	104	40,76	2,5515	88,3555	73,63	91 SCHMOCKER, Ernst E
5	118	47,45	2,4868	86,1153	71,76	427 MACIOCI, PATRICK P
6	103	42,12	2,4454	84,6805	70,57	450 TOURNIER, PASCAL P
7	88	38,08	2,3109	80,0240	66,69	203 PHOTION, David D
8	102	44,16	2,3098	79,9845	66,65	419 BIZET, MATHIAS M
9	120	54,85	2,1878	75,7598	63,13	192 SIMON, Bernard B
10	114	56,66	2,0120	69,6727	58,06	431 TRAVERS, SANDRINE S
11	52	73,38	0,7086	24,5392	20,45	460 DESROCHES, JOCELYNE J

OPEN -- Overall Stage Results
CHAMPIONNAT DE FRANCE HANDGUN 2014

Printed mai 26, 2014 at 8:24



Stage 22 -- STAGE 22

	PTS	TIME	HIT FACTOR	STAGE POINTS	STAGE PERCENT	COMPETITOR # Name
1	155	27,95	5,5456	160,0000	100,00	176 SCHNEIDER, Patrik P
2	134	24,47	5,4761	157,9941	98,75	17 DEVILLE, Remy
3	151	27,67	5,4572	157,4483	98,41	58 ESPILEZ-URBON, Ivan I
4	149	28,28	5,2687	152,0117	95,01	22 OBRIOT, Emile E
5	151	28,80	5,2431	151,2706	94,54	144 HAAS, Peter P
6	128	24,86	5,1488	148,5521	92,85	18 DRUMMOND, Bill B
7	154	29,92	5,1471	148,5010	92,81	355 MARTIN, Patrice P
8	138	30,21	4,5680	131,7949	82,37	234 RENAUD, Patrick P
9	139	30,49	4,5589	131,5308	82,21	258 GIL-JIMENEZ, Mikael M
10	139	30,75	4,5203	130,4187	81,51	102 GRASSO, Bruno B
11	148	32,79	4,5136	130,2238	81,39	26 TARRADE, Alain A
12	156	35,05	4,4508	128,4123	80,26	85 DEVILLE, Pauline P
13	138	31,31	4,4075	127,1646	79,48	104 MEIER, Dominic
14	129	29,60	4,3581	125,7384	78,59	21 OBRIOT, Thierry
15	132	30,94	4,2663	123,0903	76,93	139 BELLONI, Philippe P
16	136	31,88	4,2660	123,0809	76,93	166 BETSCHART, Bruno B
17	137	32,55	4,2089	121,4338	75,90	336 CASTRILLO, ALBERTO A
18	147	35,08	4,1904	120,9004	75,56	253 BIZOUARN, Eric E
19	138	32,95	4,1882	120,8353	75,52	345 MALANDA-RUIZ, Rakel R
20	137	32,79	4,1781	120,5450	75,34	342 HORACI, BERNABE-PARDO B
21	138	33,27	4,1479	119,6731	74,80	93 BALESI, Daniel
22	152	36,80	4,1304	119,1697	74,48	319 PESTIAUX, Thierry T
23	121	29,39	4,1170	118,7834	74,24	77 TODARO, Giuseppe G
24	120	29,79	4,0282	116,2200	72,64	98 CZYKAJLO, JEROME J
25	135	33,52	4,0274	116,1983	72,62	90 OGANESSIAN, Sarkis S
26	149	37,10	4,0162	115,8731	72,42	301 PELLEGRINI, Jean-François J
27	147	36,77	3,9978	115,3437	72,09	20 GIBERT, Philippe P
28	133	33,69	3,9478	113,8992	71,19	189 MONTARGOT, Renaud R
29	134	35,84	3,7388	107,8715	67,42	42 CANETTA, Irene I
30	132	35,39	3,7299	107,6127	67,26	19 EGRET, Sebastien S
31	150	40,62	3,6928	106,5421	66,59	138 AIELLO, Jean J
32	136	37,52	3,6247	104,5794	65,36	186 IOZZO, Fabrice F
33	133	36,74	3,6200	104,4438	65,28	87 GOUGIS, Rémi R
34	147	41,45	3,5464	102,3205	63,95	421 LAUREMBOURLE, JACQUES J
35	139	40,13	3,4637	99,9346	62,46	444 HUET, MICHEL M
36	137	39,78	3,4439	99,3633	62,10	84 DEVILLE, Jacques
37	136	39,67	3,4283	98,9115	61,82	290 BOUCHOUCHA, Marc M
38	151	44,13	3,4217	98,7218	61,70	302 RENOUX, Gilles G
39	140	41,19	3,3989	98,0633	61,29	25 SZAKACS, Alex A
40	150	44,20	3,3937	97,9127	61,20	356 MARTIN, Olivia O
41	153	45,63	3,3531	96,7411	60,46	103 LELEU, CHRISTIAN C
42	156	46,85	3,3298	96,0694	60,04	330 PERNIGOTTI, Gerolamo G
43	149	44,95	3,3148	95,6372	59,77	433 DESAUGERE, Jean-francois J
44	133	40,88	3,2534	93,8666	58,67	376 VERDON, James J
45	120	37,84	3,1712	91,4956	57,18	158 HELAIEM, Stephane
46	115	36,63	3,1395	90,5797	56,61	372 LOPEZ, Christophe C

OPEN -- Overall Stage Results
CHAMPIONNAT DE FRANCE HANDGUN 2014

Printed mai 26, 2014 at 8:24



Stage 22 -- STAGE 22

	PTS	TIME	HIT FACTOR	STAGE POINTS	STAGE PERCENT	COMPETITOR # Name
47	125	40,49	3,0872	89,0702	55,67	73 PETTENATI, Simonetta S
48	106	34,55	3,0680	88,5172	55,32	273 MARTINEZ-DE-LAS-HERAS, Maria M
49	131	42,80	3,0607	88,3075	55,19	46 DEMANET, Jean-michel J
50	152	50,21	3,0273	87,3421	54,59	399 MARCAND, Mickael M
51	137	45,54	3,0083	86,7956	54,25	226 DESAGNEAUX, Jean-Luc J
52	118	40,11	2,9419	84,8789	53,05	428 MILLOT, PATRICK P
53	130	44,56	2,9174	84,1721	52,61	132 RANDAXHE, Patrick P
54	134	46,22	2,8992	83,6460	52,28	435 GRANDGERARD, Hervé
55	128	45,28	2,8269	81,5593	50,97	364 BOVIN, Loic L
56	137	49,06	2,7925	80,5681	50,36	297 HAZAN, Albert A
57	102	37,40	2,7273	78,6862	49,18	424 ASTORG, GERARD G
58	127	48,62	2,6121	75,3631	47,10	291 CERVELLO, Richard R
59	96	37,61	2,5525	73,6441	46,03	257 GIL-JIMENEZ, Pierre P
60	135	53,87	2,5060	72,3031	45,19	333 SAARBACH, Stafford S
61	144	58,51	2,4611	71,0072	44,38	129 PANE, Bernard B
62	78	32,54	2,3970	69,1588	43,22	140 BELLONI, Francois F
63	99	42,56	2,3261	67,1125	41,95	205 SALLET, Gauthier G
64	97	41,81	2,3200	66,9363	41,84	78 AGRINIER, Didier D
65	123	53,80	2,2862	65,9619	41,23	237 BUFFARD, Francois F
66	118	52,27	2,2575	65,1328	40,71	369 GATEAU, Phiippe
67	123	55,14	2,2307	64,3589	40,22	111 DEMANGEOT, Laurent L
68	105	47,21	2,2241	64,1690	40,11	374 MABILAIS, Gregory G
69	93	42,34	2,1965	63,3727	39,61	151 ZANARDI, Annamaria A
70	100	45,56	2,1949	63,3266	39,58	245 GUINCHARD, Patrick P
71	103	47,24	2,1804	62,9068	39,32	445 MEUNIER, GERARD G
72	112	52,41	2,1370	61,6558	38,53	254 CABLE, Nathalie N
73	124	58,24	2,1291	61,4286	38,39	149 RIEDI, Serenella S
74	135	66,98	2,0155	58,1512	36,34	432 WOLAN, Joseph J
75	75	37,84	1,9820	57,1848	35,74	60 PENALVA-PASQUET, Pierre-jean P
76	98	49,75	1,9698	56,8333	35,52	240 CHARPENTIER, Bernard
77	158	82,73	1,9098	55,1016	34,44	441 LASBLEIS, MICHEL M
78	114	60,24	1,8924	54,5997	34,12	446 PITOT-AIMARETTI, Robert R
79	137	73,78	1,8569	53,5738	33,48	383 CONNOUE, Gerard
80	60	51,48	1,1655	33,6266	21,02	393 DELDO, Nicolas
81	122	119,20	1,0235	29,5293	18,46	148 NOWAK, Hubert
82	54	62,99	0,8573	24,7339	15,46	59 ETOURNEAU, Helene H
83	45	95,85	0,4695	13,5454	8,47	436 SAUTOUR, JACQUES J

STANDARD -- Overall Stage Results
CHAMPIONNAT DE FRANCE HANDGUN 2014

Printed mai 26, 2014 at 8:24



Stage 22 -- STAGE 22

	PTS	TIME	HIT FACTOR	STAGE POINTS	STAGE PERCENT	COMPETITOR # Name
1	145	29,27	4,9539	160,0000	100,00	51 POIRET, Jerome
2	135	28,75	4,6957	151,6599	94,79	47 JAIME-DIAZ, Juan-Carlos
3	150	34,00	4,4118	142,4909	89,06	340 FERRERO-POZA, Carlos
4	150	34,05	4,4053	142,2816	88,93	404 SILVA, Manuel M
5	133	32,50	4,0923	132,1731	82,61	115 LAPEYRE, Franck F
6	147	36,07	4,0754	131,6273	82,27	459 GUBIN, YLIA Y
7	135	33,77	3,9976	129,1152	80,70	49 MIDGLEY, GREGORY G
8	125	31,95	3,9124	126,3612	78,98	284 GUILLAUME, Bertrand B
9	137	36,51	3,7524	121,1947	75,75	44 CUTAYA, Christian C
10	130	35,00	3,7143	119,9638	74,98	321 SAUDEMONT, Tom T
11	128	35,03	3,6540	118,0170	73,76	168 BROSCHE, Hampi
12	132	37,95	3,4783	112,3407	70,21	80 BEAUNIER, François F
13	130	37,49	3,4676	111,9960	70,00	255 CABLE, Xavier X
14	124	35,84	3,4598	111,7451	69,84	45 DA-ROS, Philippe P
15	108	33,25	3,2481	104,9076	65,57	50 PESCE, Fabrizio F
16	149	46,14	3,2293	104,2998	65,19	457 LOPUNOV, SERGEY S
17	139	43,11	3,2243	104,1386	65,09	53 ZOLLA, Luca
18	107	33,34	3,2094	103,6556	64,78	212 DESTREBECK, Marian M
19	129	41,59	3,1017	100,1787	62,61	109 BISIOU, Stéphane S
20	114	37,38	3,0498	98,5009	61,56	48 MARCHAL, Florian F
21	152	50,19	3,0285	97,8140	61,13	242 COQUELLE, Philippe P
22	127	42,05	3,0202	97,5467	60,97	260 LAMY, Jean-Michel
23	130	43,10	3,0162	97,4184	60,89	296 GUINTOLI, Gilles G
24	140	46,91	2,9844	96,3912	60,24	101 GOLI, GERARD G
25	142	48,51	2,9272	94,5435	59,09	306 WAVRANT, Xavier X
26	130	44,42	2,9266	94,5235	59,08	268 GOUTTEBESSIS, Francis F
27	133	47,22	2,8166	90,9705	56,86	403 SAMPAIO, Mauricio M
28	124	44,30	2,7991	90,4051	56,50	248 NATALIZIO, Silvain S
29	153	55,20	2,7717	89,5214	55,95	82 CARRIER, Philippe P
30	102	36,81	2,7710	89,4971	55,94	293 DIEU, Steeve S
31	100	36,26	2,7579	89,0732	55,67	271 IBANEZ, Gorka G
32	102	37,57	2,7149	87,6867	54,80	43 COLOMBINI, Jean Pierre J
33	144	54,80	2,6277	84,8705	53,04	363 VANDENABEELLE, Christian C
34	100	38,56	2,5934	83,7602	52,35	392 COSTA, Luis L
35	105	40,96	2,5635	82,7950	51,75	408 FELT, OLIVIER O
36	127	49,81	2,5497	82,3497	51,47	37 NESTOLAT, Vincent V
37	110	43,60	2,5229	81,4856	50,93	121 TRUONG-VINH-TONG, Andre
38	78	31,19	2,5008	80,7707	50,48	217 LEVIS, Luca L
39	106	42,78	2,4778	80,0276	50,02	221 ROSSIGNOL, Bernard B
40	124	50,20	2,4701	79,7797	49,86	409 FONDER, Anne-valérie
41	120	51,61	2,3251	75,0969	46,94	442 BELLON-ESBELIN, Yann Y
42	95	40,94	2,3205	74,9464	46,84	377 WERBROUCK, Florent F
43	137	59,07	2,3193	74,9080	46,82	114 JOACHIM, Eric E
44	103	45,35	2,2712	73,3559	45,85	97 CLOT, Jean-marc J
45	119	52,72	2,2572	72,9032	45,56	417 WEBER, MATTHIAS M
46	108	48,78	2,2140	71,5083	44,69	108 BACH, Lucas L

STANDARD -- Overall Stage Results
CHAMPIONNAT DE FRANCE HANDGUN 2014

Printed mai 26, 2014 at 8:24



Stage 22 -- STAGE 22

	PTS	TIME	HIT FACTOR	STAGE POINTS	STAGE PERCENT	COMPETITOR # Name
47	124	56,26	2,2041	71,1864	44,49	147 MACHET, Christophe C
48	132	60,53	2,1807	70,4333	44,02	418 WEBER, DIDIER D
49	100	46,99	2,1281	68,7336	42,96	252 BIZOUARN, Mireille M
50	91	43,28	2,1026	67,9092	42,44	262 RAOUL, Catherine C
51	138	69,15	1,9957	64,4558	40,28	209 TRUONG, Phung P
52	83	41,98	1,9771	63,8573	39,91	172 MOURGUES, Jacques J
53	97	49,11	1,9752	63,7935	39,87	137 VANDAL, Olivier O
54	102	52,17	1,9551	63,1472	39,47	33 MARTIN-PRIVAT, Pierre P
55	128	65,67	1,9491	62,9532	39,35	127 HOCQUET, Serge
56	123	64,47	1,9079	61,6201	38,51	249 NERI, Christian C
57	106	56,34	1,8814	60,7664	37,98	68 FORMENTO, Federico-Maria
58	123	67,01	1,8355	59,2844	37,05	425 BERTRAND, Elian E
59	123	67,33	1,8268	59,0026	36,88	38 PERROT, Manuela M
60	104	57,88	1,7968	58,0336	36,27	443 GOY, PHILIPPE P
61	91	51,16	1,7787	57,4494	35,91	390 PEPY, Pascal P
62	115	64,87	1,7728	57,2570	35,79	261 PROMIS, Stephan S
63	78	44,23	1,7635	56,9577	35,60	215 GUASTELLA, Vincenzo V
64	95	55,55	1,7102	55,2350	34,52	244 EDO, Damia D
65	86	51,67	1,6644	53,7570	33,60	250 OTERO, MARK M
66	104	63,39	1,6406	52,9892	33,12	263 RAOUL, Eric E
67	131	80,71	1,6231	52,4226	32,76	423 TREUSSARD, FRANCOIS F
68	81	51,17	1,5830	51,1263	31,95	175 RACLOT, Gerard G
69	117	77,31	1,5134	48,8793	30,55	110 DAGORNO, Paul P
70	80	55,50	1,4414	46,5556	29,10	303 ROTON, Patrick P
71	61	50,63	1,2048	38,9132	24,32	41 WURSTER, Sabine S
72	72	65,31	1,1024	35,6064	22,25	246 KOCH, Pascal P
73	68	66,85	1,0172	32,8536	20,53	266 BUSSY, Isabelle I
74	61	70,34	0,8672	28,0093	17,51	214 FONTAINE, Frederic F
75	40	48,09	0,8318	26,8646	16,79	304 SENDOU, Frederic F
76	25	30,91	0,8088	26,1226	16,33	227 FLEISCHER, ALEXANDER A
77	50	65,87	0,7591	24,5164	15,32	320 PORREYE, Xavier
78	83	109,60	0,7573	24,4592	15,29	334 BARILLARI, Giampaolo G
79	43	58,44	0,7358	23,7647	14,85	66 CABONA, Carolina
80	121	167,70	0,7215	23,3038	14,56	358 MEUNIER, ALAIN A
81	34	64,82	0,5245	16,9412	10,59	264 BLONDIAUX, SOPHIE S
82	34	83,24	0,4085	13,1923	8,25	381 CAMUGLI, JEAN-PIERRE J
83	21	57,97	0,3623	11,7001	7,31	279 CARTIER, Serge S

PRODUCTION -- Overall Stage Results**CHAMPIONNAT DE FRANCE HANDGUN 2014**

Printed mai 26, 2014 at 8:24

**Stage 22 -- STAGE 22**

	PTS	TIME	HIT FACTOR	STAGE POINTS	STAGE PERCENT	COMPETITOR # Name
1	158	33,00	4,7879	160,0000	100,00	6 GRAUFFEL, Eric
2	139	30,18	4,6057	153,9120	96,19	7 GUICHARD, Louis L
3	144	34,01	4,2340	141,4923	88,43	150 SCHRANER, Remo R
4	148	36,21	4,0873	136,5872	85,37	170 GARCIA, Frank F
5	124	30,40	4,0789	136,3091	85,19	15 ZAPLETAL, Miroslav M
6	142	35,07	4,0490	135,3099	84,57	4 CARRIE, Stéphane S
7	138	34,22	4,0327	134,7646	84,23	9 LAVERGNE, Mathieu M
8	142	35,23	4,0307	134,6953	84,18	1 AMARO, Dominique D
9	138	36,03	3,8301	127,9946	80,00	314 DONOT, Marc M
10	136	35,64	3,8159	127,5199	79,70	154 BOITTIAUX, Bertrand
11	129	34,22	3,7697	125,9756	78,73	411 GUSHINA, MARIA M
12	148	40,06	3,6945	123,4604	77,16	216 GUILMART, Nicolas N
13	131	36,18	3,6208	120,9984	75,62	81 BEDROSSIAN, Marc
14	121	33,79	3,5809	119,6669	74,79	407 FELT, BAPTISTE B
15	137	38,49	3,5594	118,9459	74,34	89 MEICHTRY, Markus M
16	122	34,28	3,5589	118,9312	74,33	394 DENOYELLES, Morgan M
17	132	37,46	3,5238	117,7560	73,60	8 HELLER, Peter P
18	116	32,98	3,5173	117,5396	73,46	11 RIBAS, Guga
19	142	41,36	3,4333	114,7320	71,71	153 BECRET, Jean-guy J
20	138	40,28	3,4260	114,4897	71,56	251 BERGAMASCO, Nicolas N
21	132	38,67	3,4135	114,0714	71,29	83 CASSIGNAC, Jean-paul J
22	117	34,49	3,3923	113,3625	70,85	396 JOAO, Manuel
23	125	36,85	3,3921	113,3572	70,85	410 GUSHIN, MICKAIL M
24	139	41,42	3,3559	112,1454	70,09	308 BROCHARD, Pierre P
25	142	42,65	3,3294	111,2618	69,54	182 EAP, Christophe C
26	133	40,01	3,3242	111,0862	69,43	406 DAGUENEL, LAETITIA L
27	148	44,86	3,2992	110,2502	68,91	348 VERLINDE, Camille C
28	114	34,75	3,2806	109,6294	68,52	401 RAMOS, Miguel
29	142	44,01	3,2265	107,8236	67,39	145 JOSI, Oliver O
30	134	41,82	3,2042	107,0774	66,92	86 FRICKER, Claudia C
31	127	39,68	3,2006	106,9569	66,85	75 ROI, Harel H
32	123	38,48	3,1965	106,8186	66,76	359 NASSO, Michel M
33	127	39,82	3,1894	106,5809	66,61	204 PITTIER, Alain A
34	127	40,24	3,1561	105,4685	65,92	188 MEUNIER, Pierre P
35	127	40,49	3,1366	104,8172	65,51	287 RIOU, Sylvain
36	123	39,29	3,1306	104,6164	65,39	213 DONOFRIO, Ciriaco C
37	116	37,06	3,1301	104,5994	65,37	210 ARMENDARIZ, Sebastien S
38	134	43,40	3,0876	103,1792	64,49	317 GHJISELINK, Maxime M
39	133	43,23	3,0766	102,8119	64,26	343 JUHEL, Julien J
40	134	43,79	3,0601	102,2602	63,91	347 SALINAS-LAGUNA, Vicente V
41	134	43,89	3,0531	102,0272	63,77	167 BOUCAUT, Jean Louis J
42	121	40,69	2,9737	99,3744	62,11	238 BUSSER, Alain A
43	138	46,42	2,9729	99,3461	62,09	161 MOURICE, Benoit B
44	129	43,48	2,9669	99,1464	61,97	116 MOINE, Christian C
45	119	40,88	2,9110	97,2776	60,80	299 LEGAL, Eric E
46	142	48,79	2,9104	97,2600	60,79	267 CROUZET, Stephane S

PRODUCTION -- Overall Stage Results
CHAMPIONNAT DE FRANCE HANDGUN 2014

Printed mai 26, 2014 at 8:24



Stage 22 -- STAGE 22

	PTS	TIME	HIT FACTOR	STAGE POINTS	STAGE PERCENT	COMPETITOR # Name
47	125	42,99	2,9077	97,1671	60,73	164 TEISSIER, Philippe P
48	142	48,93	2,9021	96,9817	60,61	200 MARYE, Christophe C
49	148	51,27	2,8867	96,4662	60,29	187 JONDREVILLE, Dominique D
50	113	39,22	2,8812	96,2826	60,18	5 GOUGIS, Christophe C
51	127	44,47	2,8559	95,4363	59,65	194 VALANCE, Thomas T
52	114	40,27	2,8309	94,6019	59,13	281 DHELIN, Herve H
53	138	49,18	2,8060	93,7708	58,61	398 LERETRIF, Nicolas N
54	110	39,24	2,8033	93,6786	58,55	96 CLAIRE, Olivier O
55	123	44,50	2,7640	92,3681	57,73	351 GAL, Didier D
56	129	46,69	2,7629	92,3299	57,71	350 BOHAIN, JEAN-LUC J
57	127	46,45	2,7341	91,3682	57,11	405 BURGADA, LAURENT L
58	146	53,47	2,7305	91,2472	57,03	183 HAUSER, Lionel L
59	148	54,90	2,6958	90,0879	56,30	162 PEREZ, Guillaume G
60	121	45,30	2,6711	89,2615	55,79	316 GERARD, Emmanuel E
61	106	40,06	2,6460	88,4243	55,27	397 JORGE, Paulo P
62	106	40,14	2,6408	88,2481	55,16	332 RUINI, Claudio C
63	125	48,14	2,5966	86,7722	54,23	122 ARTAL, Audrey A
64	125	48,67	2,5683	85,8273	53,64	458 ALIANI, FEDERICO F
65	113	44,05	2,5653	85,7254	53,58	177 UJEVIC, Christophe C
66	123	48,00	2,5625	85,6329	53,52	92 WALDMANN, Daniel D
67	111	43,36	2,5600	85,5481	53,47	65 BORRALLO, JUAN J
68	131	51,31	2,5531	85,3191	53,32	135 SOUL, Emmanuel E
69	101	40,01	2,5244	84,3587	52,72	2 BACULARD, Patrick
70	146	57,90	2,5216	84,2658	52,67	386 LAMISCARRE, Joel J
71	114	45,35	2,5138	84,0049	52,50	55 CORNUT, Pierre P
72	98	39,03	2,5109	83,9082	52,44	178 VACHER, Benoit B
73	110	43,81	2,5108	83,9066	52,44	163 SANCEAU, Thierry T
74	104	41,47	2,5078	83,8062	52,38	352 GUILHOT, Patrick P
75	129	51,71	2,4947	83,3666	52,10	173 PHELPS, MIKAYLA M
76	131	52,87	2,4778	82,8016	51,75	191 PREDOVICH, Dan D
77	146	59,02	2,4737	82,6667	51,67	193 THOMAS, Jean-luc J
78	113	45,68	2,4737	82,6664	51,67	74 RODRIGUEZ-PINTOR, JUAN J
79	104	42,06	2,4727	82,6306	51,64	94 BURKHALTER, Christine C
80	97	39,54	2,4532	81,9808	51,24	12 SAGON, Aurélien A
81	114	46,65	2,4437	81,6639	51,04	3 BURGADA, Luc L
82	132	54,44	2,4247	81,0275	50,64	315 DURO, Jeremie J
83	108	44,78	2,4118	80,5966	50,37	120 SIMONIN, Thierry T
84	123	51,00	2,4118	80,5957	50,37	360 PLANO, Olivier O
85	110	45,81	2,4012	80,2434	50,15	231 PICARD, Nicolas N
86	100	41,65	2,4010	80,2346	50,15	160 MARTORELL, Damien D
87	118	49,15	2,4008	80,2297	50,14	196 CHERNOGOROV, Alexander A
88	120	50,27	2,3871	79,7718	49,86	165 ALEXANDRE, Jean Marc J
89	92	38,60	2,3834	79,6485	49,78	269 GUTIERREZ, Jorge J
90	106	44,59	2,3772	79,4411	49,65	367 CHAUME, Thierry T
91	121	50,99	2,3730	79,3007	49,56	155 CALLE, Xavier X
92	112	47,65	2,3505	78,5474	49,09	357 MELISSA, Aurelie A

PRODUCTION -- Overall Stage Results**CHAMPIONNAT DE FRANCE HANDGUN 2014**

Printed mai 26, 2014 at 8:24

**Stage 22 -- STAGE 22**

	PTS	TIME	HIT FACTOR	STAGE POINTS	STAGE PERCENT	COMPETITOR # Name
93	123	52,33	2,3505	78,5473	49,09	134 SIMSON, James J
94	104	44,51	2,3366	78,0823	48,80	220 PLAIT, Antoine A
95	108	46,29	2,3331	77,9675	48,73	199 MARYE, Georges G
96	112	48,16	2,3256	77,7156	48,57	339 FEDERICI, Giulia G
97	93	40,04	2,3227	77,6186	48,51	241 CLIN, Robert R
98	113	48,77	2,3170	77,4288	48,39	346 MONTALE, Andrea A
99	146	63,13	2,3127	77,2848	48,30	130 PAYRAULT, Christian C
100	112	48,54	2,3074	77,1072	48,19	88 LATREILLE, Philippe P
101	100	43,34	2,3073	77,1059	48,19	285 POLO, Bruno B
102	108	47,19	2,2886	76,4805	47,80	416 NYCZ, MARGAUX M
103	121	53,22	2,2736	75,9779	47,49	54 CANTOS, Francisco F
104	121	53,49	2,2621	75,5944	47,25	276 BOUTIN, Herve H
105	121	53,60	2,2575	75,4393	47,15	335 CANEPA, Carlo C
106	125	55,85	2,2381	74,7935	46,75	118 PRIBILINCOVA, HANA H
107	127	57,67	2,2022	73,5920	46,00	456 MAZY, LAURENT L
108	123	55,89	2,2008	73,5441	45,97	131 POUJOL, Marc M
109	117	53,37	2,1922	73,2598	45,79	371 LAPP, Pascal P
110	110	50,31	2,1864	73,0660	45,67	318 GRANDE, Freddy F
111	120	55,12	2,1771	72,7526	45,47	305 STEVE, Peter P
112	100	46,15	2,1668	72,4111	45,26	239 BUSSER, Celine C
113	144	66,70	2,1589	72,1462	45,09	429 FREDEZ, JEAN-MAURICE J
114	108	50,06	2,1574	72,0958	45,06	201 MATTER, Sebastien S
115	101	46,87	2,1549	72,0117	45,01	259 JOURDE, Philippe P
116	96	44,84	2,1409	71,5455	44,72	243 COUPE, Laurent L
117	102	47,77	2,1352	71,3546	44,60	179 BAUSCH, Pierre P
118	99	46,98	2,1073	70,4205	44,01	368 DUJARDIN, Yves Y
119	93	44,41	2,0941	69,9808	43,74	361 POULAIN, Renaud R
120	97	46,44	2,0887	69,8002	43,63	106 ORLANDINI, Alberto A
121	123	59,27	2,0752	69,3501	43,34	105 NEUMANN, Julien J
122	121	58,58	2,0656	69,0260	43,14	331 REPLICA, Giorgio G
123	72	35,33	2,0379	68,1029	42,56	278 CARDOT, Thierry T
124	85	41,92	2,0277	67,7602	42,35	289 TRANCA, Germano G
125	98	48,54	2,0190	67,4688	42,17	112 EVESQUE, Michel M
126	73	36,84	1,9815	66,2186	41,39	236 SEGUIN, Gaëtan G
127	117	59,41	1,9694	65,8117	41,13	141 BRULTEY, Pascal P
128	144	73,88	1,9491	65,1347	40,71	382 CHRAPKIEWICZ, Olivier O
129	123	64,43	1,9090	63,7961	39,87	292 CHICA, Christian C
130	118	61,94	1,9051	63,6631	39,79	198 JOUY, Jean-claude
131	104	54,95	1,8926	63,2474	39,53	387 MONTURY, ROBERT R
132	110	58,79	1,8711	62,5268	39,08	286 PRIEUR, Perrine P
133	90	48,12	1,8703	62,5020	39,06	207 SANTERRE, Sebastien S
134	117	62,90	1,8601	62,1601	38,85	365 BUFFIN, Dominique D
135	87	46,85	1,8570	62,0564	38,79	322 BADI, Desiree
136	89	48,38	1,8396	61,4753	38,42	40 WILLMES, Siegfried S
137	90	49,52	1,8174	60,7349	37,96	307 BALLIERE, Guillaume G
138	91	50,19	1,8131	60,5900	37,87	452 CARRACEDO-GUERRA, MARIA M

PRODUCTION -- Overall Stage Results**CHAMPIONNAT DE FRANCE HANDGUN 2014**

Printed mai 26, 2014 at 8:24

**Stage 22 -- STAGE 22**

	PTS	TIME	HIT FACTOR	STAGE POINTS	STAGE PERCENT	COMPETITOR # Name
139	94	52,86	1,7783	59,4261	37,14	366 CALVAT, Jean J
140	85	47,94	1,7730	59,2513	37,03	426 BEZOT, Patrick P
141	80	45,46	1,7598	58,8081	36,76	195 BRUNO, Alfonsino
142	91	52,57	1,7310	57,8469	36,15	415 NOUET, CHARLOTTE C
143	80	46,33	1,7267	57,7038	36,06	229 GILANT, Christophe C
144	82	47,54	1,7249	57,6410	36,03	461 FOURNIER, ALEXANDRE A
145	101	59,57	1,6955	56,6592	35,41	277 CARDOEN, Vincent V
146	133	79,03	1,6829	56,2388	35,15	395 DENOYELLES, Marie-Claude M
147	97	58,23	1,6658	55,6675	34,79	283 FERNANDES, Olivier O
148	104	62,59	1,6616	55,5271	34,70	197 JEANJEAN, Jerome J
149	108	65,23	1,6557	55,3291	34,58	447 GIBNEY, Jim J
150	99	59,95	1,6514	55,1852	34,49	385 FIGOLI, Sergio S
151	106	64,42	1,6455	54,9873	34,37	119 SARIK, Raido R
152	58	35,28	1,6440	54,9384	34,34	222 WELTER, Tony T
153	88	53,62	1,6412	54,8445	34,28	349 BALANDRAUX, Yves
154	74	45,61	1,6225	54,2186	33,89	235 ROSSI, Benvenuto B
155	121	74,65	1,6209	54,1667	33,85	353 HUMILIER, Nicolas N
156	112	70,14	1,5968	53,3616	33,35	224 BRIDE, Martial M
157	86	54,58	1,5757	52,6553	32,91	309 CAUDRELIER, Christian C
158	76	48,75	1,5590	52,0974	32,56	391 BESSA, Ana A
159	101	65,73	1,5366	51,3493	32,09	146 JOSI, Maggie M
160	93	60,81	1,5294	51,1075	31,94	107 VERITE, Isabelle I
161	69	45,71	1,5095	50,4446	31,53	152 ARENA, Gyl G
162	99	66,31	1,4930	49,8923	31,18	125 DEMARET, Christian C
163	112	77,08	1,4530	48,5571	30,35	338 DUCHESNE, Frédéric F
164	87	60,44	1,4394	48,1029	30,06	265 BUSSY, Laurent L
165	76	53,38	1,4238	47,5786	29,74	79 AGRINIER, Pascal P
166	91	64,22	1,4170	47,3530	29,60	124 BELLOT, Mathieu M
167	110	79,74	1,3795	46,0992	28,81	275 BOUTIN, Julie J
168	100	73,67	1,3574	45,3614	28,35	128 LESAINE, Claudine C
169	89	66,45	1,3394	44,7581	27,97	230 PASERO, Damien D
170	84	63,62	1,3203	44,1228	27,58	370 GRAUFFEL, Gerard G
171	70	54,18	1,2920	43,1754	26,98	142 CORTEZ, Carl C
172	61	47,27	1,2905	43,1242	26,95	233 RAPHOZ, Dominic D
173	137	111,20	1,2320	41,1711	25,73	400 MERLIER, Andre A
174	116	95,12	1,2195	40,7533	25,47	439 DE-RONGE, Charles
175	94	78,44	1,1984	40,0467	25,03	67 COLLIN, Anne A
176	44	39,39	1,1170	37,3288	23,33	329 OBERTI, Claudio C
177	54	50,02	1,0796	36,0767	22,55	384 DALLEAU, Eric E
178	56	54,05	1,0361	34,6234	21,64	223 WOHNER, Jean-philippe J
179	40	40,98	0,9761	32,6186	20,39	373 LOUVIER, Sebastien S
180	63	64,68	0,9740	32,5497	20,34	180 CLAVEL, Victorien V
181	41	50,80	0,8071	26,9710	16,86	272 MALLET, Nicolas N
182	52	70,12	0,7416	24,7821	15,49	113 FRICOU, ERIC E
183	37	51,31	0,7211	24,0978	15,06	280 DA-COSTA-LEIRAS, Rasael R
184	3	49,97	0,0600	2,0063	1,25	228 FOURNIER, Anne A

PRODUCTION -- Overall Stage Results
CHAMPIONNAT DE FRANCE HANDGUN 2014

Printed mai 26, 2014 at 8:24



Stage 22 -- STAGE 22

	PTS	TIME	HIT FACTOR	STAGE POINTS	STAGE PERCENT	COMPETITOR # Name
185	0	54,66	0,0000	0,0000	0,00	190 PHELPS, David D
186	0	74,48	0,0000	0,0000	0,00	388 MUNIER, Philippe P

CLASSIC -- Overall Stage Results
CHAMPIONNAT DE FRANCE HANDGUN 2014

Printed mai 26, 2014 at 8:24



Stage 22 -- STAGE 22

	PTS	TIME	HIT FACTOR	STAGE POINTS	STAGE PERCENT	COMPETITOR # Name
1	127	30,62	4,1476	160,0000	100,00	31 HOBDELL, Angus A
2	138	34,93	3,9508	152,4060	95,25	232 PICHENOT, Christophe C
3	126	33,73	3,7355	144,1039	90,06	29 BOIT, Julien
4	138	37,69	3,6614	141,2454	88,28	36 NESTOLAT, Michel M
5	140	41,82	3,3477	129,1414	80,71	39 PERROT, Laurent L
6	115	35,34	3,2541	125,5315	78,46	32 KUMMER, Patrick P
7	138	42,96	3,2123	123,9185	77,45	34 MELEY, Philippe P
8	115	37,63	3,0561	117,8922	73,68	344 LES-ORTIZ, Jabier
9	125	42,21	2,9614	114,2395	71,40	27 ALTUNA, Denis D
10	142	48,69	2,9164	112,5045	70,32	448 LAMOUREUX, NICOLAS N
11	121	45,31	2,6705	103,0179	64,39	247 LANET, Luc L
12	146	56,29	2,5937	100,0560	62,53	126 HAPIAK, Pierre-françois P
13	130	53,17	2,4450	94,3188	58,95	133 SENCE, Jean-marc J
14	115	48,48	2,3721	91,5075	57,19	64 BERRETTA, Maurizio M
15	106	47,00	2,2553	87,0020	54,38	95 CHABOT, Romain R
16	106	47,47	2,2330	86,1406	53,84	455 SANCHEZ-LUMBRERAS, JOSE-A J
17	148	66,91	2,2119	85,3281	53,33	30 GERARD, Joël J
18	132	65,39	2,0187	77,8725	48,67	326 FAVETO, Pierluigi P
19	91	49,59	1,8350	70,7895	44,24	362 SANGUINETTI, Rodolphe R
20	97	60,58	1,6012	61,7680	38,61	136 TERKI, Sébastien S
21	103	67,99	1,5149	58,4405	36,53	437 SENDELIN, PHILIPPE P
22	58	43,75	1,3257	51,1412	31,96	99 DAZZI, GEORGES G
23	62	67,22	0,9223	35,5807	22,24	57 ESPILEZ-ELIPE, Jose-Luis
24	74	83,70	0,8841	34,1058	21,32	274 MASSAGUER-SALGADO, Enrique E
25	53	128,20	0,4134	15,9481	9,97	440 GOUSSE, Jean-René

REVOLVER -- Overall Stage Results
CHAMPIONNAT DE FRANCE HANDGUN 2014

Printed mai 26, 2014 at 8:24



Stage 22 -- STAGE 22

	PTS	TIME	HIT FACTOR	STAGE POINTS	STAGE PERCENT	COMPETITOR # Name
1	142	55,64	2,5521	160,0000	100,00	430 ITANI, MARWAN M
2	132	54,04	2,4426	153,1360	95,71	91 SCHMOCKER, Ernst E
3	134	61,73	2,1707	136,0903	85,06	143 DECARPIGNIES, Pascal P
4	117	54,91	2,1308	133,5836	83,49	203 PHOTION, David D
5	134	74,33	1,8028	113,0210	70,64	192 SIMON, Bernard B
6	115	66,07	1,7406	109,1220	68,20	427 MACIOCI, PATRICK P
7	131	76,67	1,7086	107,1185	66,95	450 TOURNIER, PASCAL P
8	122	84,33	1,4467	90,6977	56,69	431 TRAVERS, SANDRINE S
9	88	62,74	1,4026	87,9340	54,96	419 BIZET, MATHIAS M
10	75	57,16	1,3121	82,2598	51,41	62 SCHEKIN, Oleg O
11	66	131,14	0,5033	31,5520	19,72	460 DESROCHES, JOCELYNE J

OPEN -- Overall Stage Results
CHAMPIONNAT DE FRANCE HANDGUN 2014

Printed mai 26, 2014 at 8:24



Stage 23 -- STAGE 23

	PTS	TIME	HIT FACTOR	STAGE POINTS	STAGE PERCENT	COMPETITOR # Name
1	155	21,06	7,3599	160,0000	100,00	18 DRUMMOND, Bill B
2	154	21,05	7,3159	159,0433	99,40	58 ESPILEZ-URBON, Ivan I
3	154	21,58	7,1362	155,1372	96,96	104 MEIER, Dominic
4	140	21,37	6,5512	142,4197	89,01	22 OBRIOT, Emile E
5	153	23,51	6,5079	141,4769	88,42	342 HORACI, BERNABE-PARDO B
6	156	24,31	6,4171	139,5039	87,19	226 DESAGNEAUX, Jean-Luc J
7	153	24,01	6,3723	138,5307	86,58	144 HAAS, Peter P
8	148	23,87	6,2003	134,7895	84,24	234 RENAUD, Patrick P
9	147	23,73	6,1947	134,6686	84,17	17 DEVILLE, Remy
10	153	24,77	6,1768	134,2802	83,93	176 SCHNEIDER, Patrik P
11	155	25,37	6,1096	132,8183	83,01	21 OBRIOT, Thierry
12	158	25,92	6,0957	132,5161	82,82	77 TODARO, Giuseppe G
13	158	26,64	5,9309	128,9346	80,58	336 CASTRILLO, ALBERTO A
14	149	25,55	5,8317	126,7775	79,24	139 BELLONI, Philippe P
15	154	26,69	5,7700	125,4350	78,40	319 PESTIAUX, Thierry T
16	142	25,07	5,6641	123,1348	76,96	140 BELLONI, Francois F
17	155	27,91	5,5536	120,7309	75,46	42 CANETTA, Irene I
18	155	28,50	5,4386	118,2316	73,89	26 TARRADE, Alain A
19	150	27,80	5,3957	117,2987	73,31	166 BETSCHART, Bruno B
20	157	29,27	5,3639	116,6067	72,88	253 BIZOUARN, Eric E
21	150	28,16	5,3267	115,7991	72,37	19 EGRET, Sebastien S
22	151	28,64	5,2723	114,6174	71,64	87 GOUGIS, Rémi R
23	149	28,45	5,2373	113,8546	71,16	93 BALES, Daniel
24	144	27,90	5,1613	112,2031	70,13	355 MARTIN, Patrice P
25	149	29,96	4,9733	108,1163	67,57	46 DEMANET, Jean-michel J
26	157	31,89	4,9232	107,0266	66,89	60 PENALVA-PASQUET, Pierre-jean P
27	155	31,79	4,8757	105,9956	66,25	90 OGANESSIAN, Sarkis S
28	146	30,16	4,8408	105,2369	65,77	98 CZYKAJLO, JEROME J
29	144	29,78	4,8355	105,1198	65,70	302 RENOUX, Gilles G
30	153	31,66	4,8326	105,0575	65,66	186 IOZZO, Fabrice F
31	155	32,12	4,8257	104,9066	65,57	258 GIL-JIMENEZ, Mikael M
32	157	32,54	4,8248	104,8887	65,56	85 DEVILLE, Pauline P
33	152	31,63	4,8056	104,4699	65,29	25 SZAKACS, Alex A
34	158	32,91	4,8010	104,3700	65,23	84 DEVILLE, Jacques
35	155	32,38	4,7869	104,0642	65,04	151 ZANARDI, Annamaria A
36	152	32,22	4,7176	102,5568	64,10	102 GRASSO, Bruno B
37	154	32,78	4,6980	102,1312	63,83	103 LELEU, CHRISTIAN C
38	150	32,43	4,6253	100,5521	62,85	273 MARTINEZ-DE-LAS-HERAS, Maria M
39	152	32,90	4,6201	100,4371	62,77	301 PELLEGRINI, Jean-François J
40	151	32,86	4,5953	99,8978	62,44	372 LOPEZ, Christophe C
41	152	33,60	4,5238	98,3447	61,47	20 GIBERT, Philippe P
42	150	33,44	4,4856	97,5150	60,95	444 HUET, MICHEL M
43	158	35,49	4,4520	96,7827	60,49	138 AIELLO, Jean J
44	154	34,76	4,4304	96,3136	60,20	421 LAUREMBOURLE, JACQUES J
45	142	32,40	4,3827	95,2774	59,55	132 RANDAXHE, Patrick P
46	150	34,45	4,3541	94,6561	59,16	290 BOUCHOUCHA, Marc M

OPEN -- Overall Stage Results
CHAMPIONNAT DE FRANCE HANDGUN 2014

Printed mai 26, 2014 at 8:24



Stage 23 -- STAGE 23

	PTS	TIME	HIT FACTOR	STAGE POINTS	STAGE PERCENT	COMPETITOR # Name
47	149	34,39	4,3327	94,1891	58,87	345 MALANDA-RUIZ, Raketel R
48	147	34,10	4,3109	93,7151	58,57	356 MARTIN, Olivia O
49	151	35,21	4,2886	93,2304	58,27	73 PETTENATI, Simonetta S
50	120	28,07	4,2750	92,9363	58,09	189 MONTARGOT, Renaud R
51	149	35,28	4,2234	91,8130	57,38	374 MABILAIS, Gregory G
52	153	36,81	4,1565	90,3592	56,47	369 GATEAU, Phiippe
53	136	33,48	4,0621	88,3080	55,19	158 HELAIEM, Stephane
54	156	38,63	4,0383	87,7903	54,87	376 VERDON, James J
55	112	27,88	4,0172	87,3317	54,58	424 ASTORG, GERARD G
56	157	40,27	3,8987	84,7549	52,97	435 GRANDGERARD, Hervé
57	138	35,68	3,8677	84,0816	52,55	257 GIL-JIMENEZ, Pierre P
58	138	37,34	3,6958	80,3436	50,21	205 SALLET, Gauthier G
59	137	37,07	3,6957	80,3424	50,21	78 AGRINIER, Didier D
60	159	43,04	3,6942	80,3104	50,19	237 BUFFARD, Francois F
61	151	41,43	3,6447	79,2335	49,52	245 GUINCHARD, Patrick P
62	113	31,12	3,6311	78,9379	49,34	428 MILLOT, PATRICK P
63	156	43,50	3,5862	77,9618	48,73	297 HAZAN, Albert A
64	140	39,18	3,5733	77,6802	48,55	330 PERNIGOTTI, Gerolamo G
65	110	30,79	3,5726	77,6658	48,54	399 MARCAND, Mickael M
66	143	40,06	3,5696	77,6018	48,50	364 BOVIN, Loic L
67	127	35,74	3,5534	77,2495	48,28	254 CABLE, Nathalie N
68	151	44,85	3,3668	73,1916	45,74	433 DESAUGERE, Jean-francois J
69	155	46,53	3,3312	72,4178	45,26	441 LASBLEIS, MICHEL M
70	155	48,65	3,1860	69,2621	43,29	432 WOLAN, Joseph J
71	133	42,57	3,1243	67,9195	42,45	436 SAUTOUR, JACQUES J
72	136	43,80	3,1050	67,5012	42,19	445 MEUNIER, GERARD G
73	142	46,67	3,0426	66,1450	41,34	240 CHARPENTIER, Bernard
74	156	52,76	2,9568	64,2786	40,17	129 PANE, Bernard B
75	103	36,08	2,8548	62,0608	38,79	333 SAARBACH, Stafford S
76	142	50,28	2,8242	61,3960	38,37	446 PITOT-AIMARETTI, Robert R
77	112	40,02	2,7986	60,8398	38,02	149 RIEDI, Serenella S
78	158	57,04	2,7700	60,2177	37,64	111 DEMANGEOT, Laurent L
79	110	40,40	2,7228	59,1913	36,99	291 CERVELLO, Richard R
80	137	53,40	2,5655	55,7732	34,86	383 CONNOUE, Gerard
81	125	49,49	2,5258	54,9085	34,32	59 ETOURNEAU, Helene H
82	110	48,69	2,2592	49,1134	30,70	393 DELDO, Nicolas
83	122	54,99	2,2186	48,2306	30,14	148 NOWAK, Hubert

STANDARD -- Overall Stage Results

CHAMPIONNAT DE FRANCE HANDGUN 2014

Printed mai 26, 2014 at 8:24



Stage 23 -- STAGE 23

	PTS	TIME	HIT FACTOR	STAGE POINTS	STAGE PERCENT	COMPETITOR # Name
1	156	23,57	6,6186	160,0000	100,00	47 JAIME-DIAZ, Juan-Carlos
2	150	23,59	6,3586	153,7157	96,07	49 MIDGLEY, GREGORY G
3	157	26,73	5,8735	141,9893	88,74	168 BROSCHE, Hampi
4	159	28,15	5,6483	136,5443	85,34	271 IBANEZ, Gorka G
5	155	27,98	5,5397	133,9180	83,70	340 FERRERO-POZA, Carlos
6	138	25,03	5,5134	133,2825	83,30	51 POIRET, Jerome
7	157	28,74	5,4628	132,0590	82,54	404 SILVA, Manuel M
8	151	28,44	5,3094	128,3519	80,22	50 PESCE, Fabrizio F
9	155	29,33	5,2847	127,7540	79,85	403 SAMPAIO, Mauricio M
10	148	28,18	5,2520	126,9626	79,35	321 SAUDEMONT, Tom T
11	156	30,26	5,1553	124,6266	77,89	459 GUBIN, YLIA Y
12	156	30,28	5,1519	124,5443	77,84	44 CUTAYA, Christian C
13	156	30,45	5,1232	123,8489	77,41	392 COSTA, Luis L
14	150	30,12	4,9801	120,3902	75,24	53 ZOLLA, Luca
15	145	30,44	4,7635	115,1538	71,97	115 LAPEYRE, Franck F
16	153	32,33	4,7324	114,4038	71,50	408 FELT, OLIVIER O
17	158	33,45	4,7235	114,1868	71,37	121 TRUONG-VINH-TONG, Andre
18	154	32,74	4,7037	113,7096	71,07	80 BEAUNIER, François F
19	156	33,37	4,6749	113,0117	70,63	296 GUINTOLI, Gilles G
20	148	31,97	4,6293	111,9113	69,94	101 GOLI, GERARD G
21	155	33,68	4,6021	111,2537	69,53	175 RACLOT, Gerard G
22	131	29,10	4,5017	108,8261	68,02	48 MARCHAL, Florian F
23	157	34,90	4,4986	108,7500	67,97	255 CABLE, Xavier X
24	156	35,00	4,4571	107,7486	67,34	109 BISIOU, Stéphane S
25	133	30,41	4,3736	105,7280	66,08	212 DESTREBECK, Marian M
26	123	29,63	4,1512	100,3525	62,72	217 LEVIS, Luca L
27	151	36,71	4,1133	99,4369	62,15	442 BELLON-ESBELIN, Yann Y
28	147	35,86	4,0993	99,0974	61,94	172 MOURGUES, Jacques J
29	134	32,95	4,0668	98,3115	61,44	45 DA-ROS, Philippe P
30	145	36,28	3,9967	96,6175	60,39	137 VANDAL, Olivier O
31	157	40,02	3,9230	94,8369	59,27	242 COUELLE, Philippe P
32	141	36,20	3,8950	94,1598	58,85	279 CARTIER, Serge S
33	152	40,39	3,7633	90,9756	56,86	82 CARRIER, Philippe P
34	150	40,26	3,7258	90,0684	56,29	33 MARTIN-PRIVAT, Pierre P
35	148	39,73	3,7251	90,0530	56,28	417 WEBER, MATTHIAS M
36	101	27,25	3,7064	89,6004	56,00	43 COLOMBINI, Jean Pierre J
37	147	40,54	3,6260	87,6574	54,79	377 WERBROUCK, Florent F
38	152	42,68	3,5614	86,0942	53,81	363 VANDENABEELLE, Christian C
39	129	36,52	3,5323	85,3913	53,37	221 ROSSIGNOL, Bernard B
40	131	37,10	3,5310	85,3596	53,35	418 WEBER, DIDIER D
41	94	26,66	3,5259	85,2359	53,27	227 FLEISCHER, ALEXANDER A
42	131	37,61	3,4831	84,2021	52,63	41 WURSTER, Sabine S
43	146	42,20	3,4597	83,6364	52,27	250 OTERO, MARK M
44	138	40,36	3,4192	82,6576	51,66	244 EDO, Damia D
45	137	40,45	3,3869	81,8761	51,17	409 FONDER, Anne-valérie
46	124	37,29	3,3253	80,3867	50,24	248 NATALIZIO, Silvain S

STANDARD -- Overall Stage Results
CHAMPIONNAT DE FRANCE HANDGUN 2014

Printed mai 26, 2014 at 8:24

**Stage 23 -- STAGE 23**

	PTS	TIME	HIT FACTOR	STAGE POINTS	STAGE PERCENT	COMPETITOR # Name
47	151	45,41	3,3253	80,3860	50,24	457 LOPUNOV, SERGEY S
48	152	46,83	3,2458	78,4647	49,04	127 HOCQUET, Serge
49	123	38,10	3,2283	78,0432	48,78	252 BIZOUARN, Mireille M
50	140	43,53	3,2162	77,7489	48,59	268 GOUTTEBESSIS, Francis F
51	144	44,89	3,2078	77,5475	48,47	390 PEPY, Pascal P
52	146	45,70	3,1947	77,2310	48,27	38 PERROT, Manuela M
53	144	45,25	3,1823	76,9305	48,08	264 BLONDIAUX, SOPHIE S
54	142	44,64	3,1810	76,8987	48,06	215 GUASTELLA, Vincenzo V
55	148	46,56	3,1787	76,8429	48,03	423 TREUSSARD, FRANCOIS F
56	143	45,24	3,1609	76,4132	47,76	37 NESTOLAT, Vincent V
57	118	37,90	3,1135	75,2658	47,04	108 BACH, Lucas L
58	155	49,86	3,1087	75,1509	46,97	443 GOY, PHILIPPE P
59	98	31,57	3,1042	75,0424	46,90	260 LAMY, Jean-Michel
60	144	46,94	3,0677	74,1608	46,35	262 RAOUL, Catherine C
61	134	43,81	3,0587	73,9412	46,21	306 WAVRANT, Xavier X
62	138	45,15	3,0565	73,8884	46,18	110 DAGORNO, Paul P
63	133	44,68	2,9767	71,9604	44,98	263 RAOUL, Eric E
64	146	49,75	2,9347	70,9438	44,34	261 PROMIS, Stephan S
65	124	42,80	2,8972	70,0379	43,77	147 MACHET, Christophe C
66	145	50,47	2,8730	69,4528	43,41	425 BERTRAND, Elian E
67	104	36,56	2,8446	68,7673	42,98	304 SENDOU, Frederic F
68	112	41,07	2,7271	65,9247	41,20	303 ROTON, Patrick P
69	117	44,38	2,6363	63,7314	39,83	68 FORMENTO, Federico-Maria
70	108	44,35	2,4352	58,8688	36,79	320 PORREYE, Xavier
71	108	44,73	2,4145	58,3687	36,48	114 JOACHIM, Eric E
72	90	38,95	2,3107	55,8586	34,91	293 DIEU, Steeve S
73	135	61,73	2,1869	52,8679	33,04	266 BUSSY, Isabelle I
74	151	71,15	2,1223	51,3047	32,07	358 MEUNIER, ALAIN A
75	118	56,88	2,0745	50,1507	31,34	214 FONTAINE, Frederic F
76	96	47,80	2,0084	48,5510	30,34	249 NERI, Christian C
77	57	28,83	1,9771	47,7953	29,87	284 GUILLAUME, Bertrand B
78	91	58,01	1,5687	37,9222	23,70	246 KOCH, Pascal P
79	60	50,67	1,1841	28,6257	17,89	66 CABONA, Carolina
80	68	72,99	0,9316	22,5217	14,08	381 CAMUGLI, JEAN-PIERRE J
81	48	59,48	0,8070	19,5086	12,19	209 TRUONG, Phung P
82	49	86,17	0,5686	13,7466	8,59	334 BARILLARI, Giampaolo G
83	0	0,01	0,0000	0,0000	0,00	97 CLOT, Jean-marc J

PRODUCTION -- Overall Stage Results
CHAMPIONNAT DE FRANCE HANDGUN 2014

Printed mai 26, 2014 at 8:24



Stage 23 -- STAGE 23

	PTS	TIME	HIT FACTOR	STAGE POINTS	STAGE PERCENT	COMPETITOR # Name
1	154	21,86	7,0448	160,0000	100,00	6 GRAUFFEL, Eric
2	156	23,26	6,7068	152,3226	95,20	7 GUICHARD, Louis L
3	150	22,53	6,6578	151,2097	94,51	15 ZAPLETAL, Miroslav M
4	152	24,53	6,1965	140,7329	87,96	150 SCHRANER, Remo R
5	154	25,79	5,9713	135,6185	84,76	9 LAVERGNE, Mathieu M
6	152	27,40	5,5474	125,9919	78,74	170 GARCIA, Frank F
7	146	26,56	5,4970	124,8459	78,03	396 JOAO, Manuel
8	152	28,22	5,3863	122,3309	76,46	8 HELLER, Peter P
9	144	26,90	5,3532	121,5793	75,99	398 LERETRIF, Nicolas N
10	144	27,12	5,3097	120,5930	75,37	411 GUSHINA, MARIA M
11	154	29,24	5,2668	119,6170	74,76	406 DAGUENEL, LAETITIA L
12	154	29,28	5,2596	119,4535	74,66	410 GUSHIN, MICKAIL M
13	144	27,53	5,2307	118,7971	74,25	394 DENOYELLES, Morgan M
14	150	28,73	5,2210	118,5783	74,11	145 JOSI, Oliver O
15	150	28,86	5,1975	118,0441	73,78	4 CARRIE, Stéphane S
16	138	27,23	5,0679	115,1015	71,94	347 SALINAS-LAGUNA, Vicente V
17	160	31,80	5,0314	114,2727	71,42	238 BUSSER, Alain A
18	144	28,78	5,0035	113,6374	71,02	213 DONOFRIO, Ciriaco C
19	137	27,44	4,9927	113,3929	70,87	11 RIBAS, Guga
20	148	29,91	4,9482	112,3815	70,24	314 DONOT, Marc M
21	154	31,39	4,9060	111,4240	69,64	178 VACHER, Benoit B
22	150	30,58	4,9052	111,4046	69,63	96 CLAIRE, Olivier O
23	152	31,10	4,8875	111,0025	69,38	94 BURKHALTER, Christine C
24	152	31,18	4,8749	110,7177	69,20	89 MEICHTRY, Markus M
25	154	31,96	4,8185	109,4368	68,40	153 BECRET, Jean-guy J
26	150	31,13	4,8185	109,4363	68,40	2 BACULARD, Patrick
27	131	27,53	4,7584	108,0723	67,55	81 BEDROSSIAN, Marc
28	148	31,50	4,6984	106,7089	66,69	405 BURGADA, LAURENT L
29	125	27,11	4,6108	104,7201	65,45	317 GHJISELINK, Maxime M
30	148	32,30	4,5820	104,0660	65,04	332 RUINI, Claudio C
31	146	31,88	4,5797	104,0121	65,01	154 BOITTIAUX, Bertrand
32	121	26,70	4,5318	102,9256	64,33	407 FELT, BAPTISTE B
33	150	33,64	4,4590	101,2709	63,29	40 WILLMES, Siegfried S
34	158	35,44	4,4582	101,2542	63,28	267 CROUZET, Stephane S
35	137	30,95	4,4265	100,5332	62,83	5 GOUGIS, Christophe C
36	136	30,81	4,4142	100,2528	62,66	210 ARMENDARIZ, Sebastien S
37	142	32,17	4,4141	100,2506	62,66	83 CASSIGNAC, Jean-paul J
38	138	31,32	4,4061	100,0707	62,54	343 JUHEL, Julien J
39	148	33,87	4,3696	99,2421	62,03	281 DHELIN, Herve H
40	154	35,34	4,3577	98,9700	61,86	308 BROCHARD, Pierre P
41	129	29,67	4,3478	98,7465	61,72	397 JORGE, Paulo P
42	125	28,81	4,3388	98,5408	61,59	241 CLIN, Robert R
43	154	35,51	4,3368	98,4962	61,56	167 BOUCAUT, Jean Louis J
44	142	32,75	4,3359	98,4751	61,55	278 CARDOT, Thierry T
45	142	32,88	4,3187	98,0858	61,30	75 ROI, Harel H
46	144	33,74	4,2679	96,9319	60,58	160 MARTORELL, Damien D

PRODUCTION -- Overall Stage Results**CHAMPIONNAT DE FRANCE HANDGUN 2014**

Printed mai 26, 2014 at 8:24

**Stage 23 -- STAGE 23**

	PTS	TIME	HIT FACTOR	STAGE POINTS	STAGE PERCENT	COMPETITOR # Name
47	148	34,68	4,2676	96,9242	60,58	162 PEREZ, Guillaume G
48	156	36,66	4,2553	96,6455	60,40	416 NYCZ, MARGAUX M
49	136	31,98	4,2527	96,5851	60,37	351 GAL, Didier D
50	135	31,83	4,2413	96,3267	60,20	251 BERGAMASCO, Nicolas N
51	156	36,94	4,2231	95,9129	59,95	188 MEUNIER, Pierre P
52	142	33,69	4,2149	95,7275	59,83	92 WALDMANN, Daniel D
53	136	32,39	4,1988	95,3625	59,60	401 RAMOS, Miguel
54	154	36,75	4,1905	95,1728	59,48	161 MOURICE, Benoit B
55	133	31,74	4,1903	95,1687	59,48	1 AMARO, Dominique D
56	144	34,40	4,1860	95,0722	59,42	3 BURGADA, Luc L
57	136	33,01	4,1200	93,5714	58,48	120 SIMONIN, Thierry T
58	148	36,56	4,0481	91,9401	57,46	155 CALLE, Xavier X
59	146	36,25	4,0276	91,4733	57,17	287 RIOU, Sylvain
60	134	33,57	3,9917	90,6573	56,66	269 GUTIERREZ, Jorge J
61	148	37,35	3,9625	89,9955	56,25	112 EVESQUE, Michel M
62	148	37,40	3,9572	89,8751	56,17	361 POULAIN, Renaud R
63	110	27,88	3,9455	89,6085	56,01	65 BORRALLO, JUAN J
64	146	37,23	3,9216	89,0655	55,67	116 MOINE, Christian C
65	138	35,28	3,9116	88,8383	55,52	86 FRICKER, Claudia C
66	143	36,69	3,8975	88,5193	55,32	74 RODRIGUEZ-PINTOR, JUAN J
67	135	34,91	3,8671	87,8281	54,89	12 SAGON, Aurélien A
68	134	34,66	3,8661	87,8063	54,88	204 PITTIER, Alain A
69	131	33,93	3,8609	87,6873	54,80	318 GRANDE, Freddy F
70	156	40,53	3,8490	87,4173	54,64	131 POUJOL, Marc M
71	146	38,17	3,8250	86,8721	54,30	368 DUJARDIN, Yves Y
72	152	39,78	3,8210	86,7817	54,24	187 JONDREVILLE, Dominique D
73	135	35,40	3,8136	86,6124	54,13	233 RAPHOZ, Dominic D
74	138	36,32	3,7996	86,2944	53,93	223 WOHLNER, Jean-philippe J
75	148	38,96	3,7988	86,2764	53,92	179 BAUSCH, Pierre P
76	144	38,00	3,7895	86,0654	53,79	88 LATREILLE, Philippe P
77	129	34,23	3,7686	85,5918	53,49	231 PICARD, Nicolas N
78	152	40,40	3,7624	85,4499	53,41	315 DURO, Jeremie J
79	127	33,76	3,7618	85,4379	53,40	236 SEGUIN, Gaëtan G
80	141	37,77	3,7331	84,7855	52,99	163 SANCEAU, Thierry T
81	144	38,86	3,7056	84,1607	52,60	164 TEISSIER, Philippe P
82	136	37,12	3,6638	83,2109	52,01	243 COUPE, Laurent L
83	144	39,37	3,6576	83,0704	51,92	359 NASSO, Michel M
84	125	34,38	3,6358	82,5760	51,61	220 PLAIT, Antoine A
85	138	37,99	3,6325	82,5010	51,56	199 MARYE, Georges G
86	134	36,95	3,6265	82,3644	51,48	200 MARYE, Christophe C
87	154	42,50	3,6235	82,2965	51,44	198 JOUY, Jean-claude
88	144	40,00	3,6000	81,7621	51,10	309 CAUDRELIER, Christian C
89	152	42,33	3,5908	81,5539	50,97	349 BALANDRAUX, Yves
90	125	35,07	3,5643	80,9513	50,59	216 GUILMART, Nicolas N
91	140	39,95	3,5044	79,5904	49,74	357 MELISSA, Aurelie A
92	138	39,43	3,4999	79,4880	49,68	122 ARTAL, Audrey A

PRODUCTION -- Overall Stage Results**CHAMPIONNAT DE FRANCE HANDGUN 2014**

Printed mai 26, 2014 at 8:24

**Stage 23 -- STAGE 23**

	PTS	TIME	HIT FACTOR	STAGE POINTS	STAGE PERCENT	COMPETITOR # Name
93	150	42,93	3,4941	79,3560	49,60	135 SOUL, Emmanuel E
94	134	38,51	3,4796	79,0280	49,39	54 CANTOS, Francisco F
95	148	42,54	3,4791	79,0158	49,38	391 BESSA, Ana A
96	140	40,49	3,4576	78,5289	49,08	299 LEGAL, Eric E
97	119	34,54	3,4453	78,2482	48,91	307 BALLIERE, Guillaume G
98	142	41,40	3,4300	77,9000	48,69	265 BUSSY, Laurent L
99	130	38,26	3,3978	77,1699	48,23	105 NEUMANN, Julien J
100	139	41,07	3,3845	76,8669	48,04	183 HAUSER, Lionel L
101	141	42,27	3,3357	75,7594	47,35	276 BOUTIN, Herve H
102	142	42,65	3,3294	75,6169	47,26	277 CARDOEN, Vincent V
103	144	43,29	3,3264	75,5482	47,22	191 PREDOVICH, Dan D
104	142	42,86	3,3131	75,2464	47,03	134 SIMSON, James J
105	146	44,20	3,3032	75,0205	46,89	124 BELLOT, Mathieu M
106	134	40,65	3,2964	74,8676	46,79	452 CARRACEDO-GUERRA, MARIA M
107	120	36,41	3,2958	74,8531	46,78	173 PHELPS, MIKAYLA M
108	120	36,50	3,2877	74,6686	46,67	384 DALLEAU, Eric E
109	127	38,76	3,2766	74,4165	46,51	106 ORLANDINI, Alberto A
110	144	44,16	3,2609	74,0599	46,29	146 JOSI, Maggie M
111	150	46,03	3,2587	74,0116	46,26	386 LAMISCARRE, Joel J
112	148	45,60	3,2456	73,7134	46,07	370 GRAUFFEL, Gerard G
113	138	42,63	3,2372	73,5213	45,95	235 ROSSI, Benvenuto B
114	125	38,68	3,2316	73,3961	45,87	182 EAP, Christophe C
115	112	34,67	3,2305	73,3692	45,86	196 CHERNOGOROV, Alexander A
116	156	48,32	3,2285	73,3242	45,83	118 PRIBILINCOVA, HANA H
117	127	39,50	3,2152	73,0224	45,64	329 OBERTI, Claudio C
118	94	29,54	3,1821	72,2715	45,17	194 VALANCE, Thomas T
119	129	40,65	3,1734	72,0740	45,05	367 CHAUME, Thierry T
120	111	35,58	3,1197	70,8543	44,28	195 BRUNO, Alfonsino
121	129	41,52	3,1069	70,5638	44,10	360 PLANO, Olivier O
122	146	47,32	3,0854	70,0741	43,80	426 BEZOT, Patrick P
123	150	48,99	3,0618	69,5398	43,46	207 SANTERRE, Sebastien S
124	118	38,70	3,0491	69,2501	43,28	79 AGRINIER, Pascal P
125	133	43,72	3,0421	69,0909	43,18	201 MATTER, Sebastien S
126	125	41,34	3,0237	68,6735	42,92	197 JEANJEAN, Jerome J
127	142	46,98	3,0226	68,6475	42,90	385 FIGOLI, Sergio S
128	113	37,39	3,0222	68,6392	42,90	283 FERNANDES, Olivier O
129	129	42,94	3,0042	68,2303	42,64	350 BOHAIN, JEAN-LUC J
130	125	42,02	2,9748	67,5621	42,23	305 STEVE, Peter P
131	112	37,71	2,9700	67,4545	42,16	222 WELTER, Tony T
132	109	36,87	2,9563	67,1433	41,96	259 JOURDE, Philippe P
133	150	50,82	2,9516	67,0357	41,90	107 VERITE, Isabelle I
134	131	44,49	2,9445	66,8742	41,80	272 MALLETT, Nicolas N
135	133	46,19	2,8794	65,3963	40,87	346 MONTALE, Andrea A
136	125	43,57	2,8689	65,1586	40,72	239 BUSSER, Celine C
137	140	49,32	2,8386	64,4695	40,29	275 BOUTIN, Julie J
138	152	53,86	2,8221	64,0954	40,06	119 SARIK, Raido R

PRODUCTION -- Overall Stage Results**CHAMPIONNAT DE FRANCE HANDGUN 2014**

Printed mai 26, 2014 at 8:24

**Stage 23 -- STAGE 23**

	PTS	TIME	HIT FACTOR	STAGE POINTS	STAGE PERCENT	COMPETITOR # Name
139	131	46,45	2,8202	64,0523	40,03	335 CANEPA, Carlo C
140	142	50,47	2,8136	63,9005	39,94	165 ALEXANDRE, Jean Marc J
141	146	51,90	2,8131	63,8903	39,93	447 GIBNEY, Jim J
142	141	50,56	2,7888	63,3376	39,59	387 MONTURY, ROBERT R
143	146	52,62	2,7746	63,0161	39,39	125 DEMARET, Christian C
144	110	39,79	2,7645	62,7868	39,24	322 BADI, Desiree
145	102	37,51	2,7193	61,7593	38,60	316 GERARD, Emmanuel E
146	152	56,37	2,6965	61,2414	38,28	130 PAYRAULT, Christian C
147	129	48,02	2,6864	61,0123	38,13	365 BUFFIN, Dominique D
148	92	36,11	2,5478	57,8642	36,17	289 TRANCA, Germano G
149	96	38,17	2,5151	57,1214	35,70	352 GUILHOT, Patrick P
150	138	54,87	2,5150	57,1207	35,70	128 LESAINE, Claudine C
151	112	44,87	2,4961	56,6907	35,43	458 ALIANI, FEDERICO F
152	91	36,89	2,4668	56,0250	35,02	229 GILANT, Christophe C
153	119	48,34	2,4617	55,9101	34,94	373 LOUVIER, Sebastien S
154	108	44,38	2,4335	55,2696	34,54	152 ARENA, Gyl G
155	138	57,07	2,4181	54,9188	34,32	141 BRULTEY, Pascal P
156	135	56,27	2,3991	54,4887	34,06	395 DENOYELLES, Marie-Claude M
157	127	53,59	2,3698	53,8232	33,64	230 PASERO, Damien D
158	144	62,00	2,3226	52,7497	32,97	292 CHICA, Christian C
159	142	61,66	2,3030	52,3039	32,69	382 CHRAPKIEWICZ, Olivier O
160	76	33,14	2,2933	52,0847	32,55	177 UJEVIC, Christophe C
161	110	48,01	2,2912	52,0368	32,52	415 NOUET, CHARLOTTE C
162	129	56,94	2,2655	51,4543	32,16	429 FREDEZ, JEAN-MAURICE J
163	137	61,16	2,2400	50,8748	31,80	331 REPLICA, Giorgio G
164	104	47,38	2,1950	49,8526	31,16	456 MAZY, LAURENT L
165	127	58,95	2,1544	48,9293	30,58	228 FOURNIER, Anne A
166	82	38,56	2,1266	48,2977	30,19	55 CORNUT, Pierre P
167	150	71,44	2,0997	47,6869	29,80	439 DE-RONGE, Charles
168	80	39,27	2,0372	46,2678	28,92	142 CORTEZ, Carl C
169	137	68,49	2,0003	45,4300	28,39	338 DUCHESNE, Frédéric F
170	118	60,62	1,9466	44,2095	27,63	180 CLAVEL, Victorien V
171	118	61,11	1,9309	43,8550	27,41	190 PHELPS, David D
172	104	54,67	1,9023	43,2050	27,00	193 THOMAS, Jean-luc J
173	95	50,58	1,8782	42,6574	26,66	371 LAPP, Pascal P
174	94	50,19	1,8729	42,5363	26,59	461 FOURNIER, ALEXANDRE A
175	118	63,50	1,8583	42,2044	26,38	224 BRIDE, Martial M
176	62	33,63	1,8436	41,8711	26,17	348 VERLINDE, Camille C
177	116	70,34	1,6491	37,4546	23,41	366 CALVAT, Jean J
178	76	48,14	1,5787	35,8556	22,41	286 PRIEUR, Perrine P
179	79	51,34	1,5388	34,9479	21,84	353 HUMILIER, Nicolas N
180	95	80,40	1,1816	26,8360	16,77	113 FRICOU, ERIC E
181	39	33,91	1,1501	26,1208	16,33	285 POLO, Bruno B
182	90	78,85	1,1414	25,9233	16,20	400 MERLIER, Andre A
183	71	71,70	0,9902	22,4900	14,06	67 COLLIN, Anne A
184	24	34,23	0,7011	15,9241	9,95	339 FEDERICI, Giulia G

PRODUCTION -- Overall Stage Results
CHAMPIONNAT DE FRANCE HANDGUN 2014

Printed mai 26, 2014 at 8:24



Stage 23 -- STAGE 23

	PTS	TIME	HIT FACTOR	STAGE POINTS	STAGE PERCENT	COMPETITOR # Name
185	18	40,34	0,4462	10,1341	6,33	280 DA-COSTA-LEIRAS, Rsael R
186	0	0,00	0,0000	0,0000	0,00	438 DARTOIS, Jean
187	0	57,79	0,0000	0,0000	0,00	388 MUNIER, Philippe P

CLASSIC -- Overall Stage Results
CHAMPIONNAT DE FRANCE HANDGUN 2014

Printed mai 26, 2014 at 8:24



Stage 23 -- STAGE 23

	PTS	TIME	HIT FACTOR	STAGE POINTS	STAGE PERCENT	COMPETITOR # Name
1	156	25,82	6,0418	160,0000	100,00	31 HOBDELL, Angus A
2	156	26,09	5,9793	158,3442	98,97	29 BOIT, Julien
3	152	29,51	5,1508	136,4036	85,25	34 MELEY, Philippe P
4	150	29,25	5,1282	135,8054	84,88	32 KUMMER, Patrick P
5	150	29,66	5,0573	133,9281	83,71	27 ALTUNA, Denis D
6	146	30,37	4,8074	127,3092	79,57	232 PICHENOT, Christophe C
7	152	31,93	4,7604	126,0655	78,79	36 NESTOLAT, Michel M
8	127	29,32	4,3315	114,7074	71,69	344 LES-ORTIZ, Jabier
9	148	35,44	4,1761	110,5910	69,12	30 GERARD, Joël J
10	138	34,48	4,0023	105,9896	66,24	448 LAMOUREUX, NICOLAS N
11	148	36,98	4,0022	105,9855	66,24	95 CHABOT, Romain R
12	132	34,96	3,7757	99,9894	62,49	455 SANCHEZ-LUMBRERAS, JOSE-A J
13	152	40,35	3,7670	99,7589	62,35	126 HAPIAK, Pierre-françois P
14	145	42,22	3,4344	90,9497	56,84	64 BERRETTA, Maurizio M
15	142	42,87	3,3123	87,7176	54,82	133 SENCE, Jean-marc J
16	106	36,30	2,9201	77,3305	48,33	39 PERROT, Laurent L
17	112	40,29	2,7798	73,6160	46,01	247 LANET, Luc L
18	114	43,00	2,6512	70,2082	43,88	99 DAZZI, GEORGES G
19	151	59,28	2,5472	67,4560	42,16	326 FAVETO, Pierluigi P
20	97	38,76	2,5026	66,2735	41,42	57 ESPILEZ-ELIPE, Jose-Luis
21	117	56,56	2,0686	54,7808	34,24	362 SANGUINETTI, Rodolphe R
22	90	43,58	2,0652	54,6899	34,18	437 SENDELIN, PHILIPPE P
23	85	56,64	1,5007	39,7418	24,84	274 MASSAGUER-SALGADO, Enrique E
24	98	72,59	1,3500	35,7520	22,35	136 TERKI, Sébastien S
25	46	54,88	0,8382	22,1971	13,87	440 GOUSSE, Jean-René

REVOLVER -- Overall Stage Results
CHAMPIONNAT DE FRANCE HANDGUN 2014

Printed mai 26, 2014 at 8:24



Stage 23 -- STAGE 23

	PTS	TIME	HIT FACTOR	STAGE POINTS	STAGE PERCENT	COMPETITOR # Name
1	154	41,59	3,7028	160,0000	100,00	430 ITANI, MARWAN M
2	153	41,97	3,6455	157,5218	98,45	91 SCHMOCKER, Ernst E
3	155	42,92	3,6114	156,0487	97,53	143 DECARPIGNIES, Pascal P
4	154	52,50	2,9333	126,7505	79,22	450 TOURNIER, PASCAL P
5	156	69,58	2,2420	96,8787	60,55	431 TRAVERS, SANDRINE S
6	149	68,86	2,1638	93,4991	58,44	427 MACIOCI, PATRICK P
7	138	64,00	2,1563	93,1724	58,23	419 BIZET, MATHIAS M
8	89	46,47	1,9152	82,7571	51,72	62 SCHEKIN, Oleg O
9	117	61,85	1,8917	81,7399	51,09	192 SIMON, Bernard B
10	111	99,15	1,1195	48,3747	30,23	460 DESROCHES, JOCELYNE J
11	5	35,84	0,1395	6,0282	3,77	203 PHOTION, David D

OPEN -- Overall Stage Results
CHAMPIONNAT DE FRANCE HANDGUN 2014

Printed mai 26, 2014 at 8:24



Stage 24 -- STAGE 24

	PTS	TIME	HIT FACTOR	STAGE POINTS	STAGE PERCENT	COMPETITOR # Name
1	154	22,91	6,7220	160,0000	100,00	18 DRUMMOND, Bill B
2	156	24,26	6,4303	153,0588	95,66	22 OBRIOT, Emile E
3	146	23,95	6,0960	145,1014	90,69	104 MEIER, Dominic
4	153	25,56	5,9859	142,4804	89,05	319 PESTIAUX, Thierry T
5	156	26,26	5,9406	141,4016	88,38	342 HORACI, BERNABE-PARDO B
6	154	26,08	5,9049	140,5522	87,85	226 DESAGNEAUX, Jean-Luc J
7	150	25,85	5,8027	138,1195	86,32	58 ESPILEZ-URBON, Ivan I
8	150	25,95	5,7803	137,5873	85,99	144 HAAS, Peter P
9	153	27,62	5,5395	131,8537	82,41	176 SCHNEIDER, Patrik P
10	157	28,52	5,5049	131,0312	81,89	77 TODARO, Giuseppe G
11	138	25,07	5,5046	131,0235	81,89	17 DEVILLE, Remy
12	148	27,07	5,4673	130,1361	81,34	258 GIL-JIMENEZ, Mikael M
13	155	28,61	5,4177	128,9550	80,60	98 CZYKAJLO, JEROME J
14	155	28,99	5,3467	127,2647	79,54	21 OBRIOT, Thierry
15	136	25,65	5,3021	126,2048	78,88	140 BELLONI, Francois F
16	153	28,90	5,2941	126,0138	78,76	19 EGRET, Sebastien S
17	145	27,46	5,2804	125,6874	78,55	102 GRASSO, Bruno B
18	150	29,20	5,1370	122,2736	76,42	336 CASTRILLO, ALBERTO A
19	146	28,66	5,0942	121,2554	75,78	26 TARRADE, Alain A
20	158	31,25	5,0560	120,3459	75,22	253 BIZOUARN, Eric E
21	153	30,46	5,0230	119,5600	74,73	46 DEMANET, Jean-michel J
22	152	30,48	4,9869	118,7006	74,19	93 BALESI, Daniel
23	157	31,60	4,9684	118,2597	73,91	166 BETSCHART, Bruno B
24	153	31,03	4,9307	117,3638	73,35	345 MALANDA-RUIZ, Rakel R
25	155	31,80	4,8742	116,0190	72,51	151 ZANARDI, Annamaria A
26	152	31,22	4,8687	115,8871	72,43	42 CANETTA, Irene I
27	151	31,06	4,8616	115,7177	72,32	60 PENALVA-PASQUET, Pierre-jean P
28	141	29,10	4,8454	115,3322	72,08	302 RENOUX, Gilles G
29	148	31,06	4,7650	113,4187	70,89	103 LELEU, CHRISTIAN C
30	147	30,95	4,7496	113,0527	70,66	355 MARTIN, Patrice P
31	130	27,41	4,7428	112,8909	70,56	234 RENAUD, Patrick P
32	149	31,59	4,7167	112,2693	70,17	372 LOPEZ, Christophe C
33	154	32,68	4,7124	112,1665	70,10	25 SZAKACS, Alex A
34	155	33,01	4,6955	111,7662	69,85	84 DEVILLE, Jacques
35	157	33,85	4,6381	110,3991	69,00	20 GIBERT, Philippe P
36	156	33,64	4,6373	110,3807	68,99	132 RANDAXHE, Patrick P
37	143	31,48	4,5426	108,1249	67,58	139 BELLONI, Philippe P
38	148	32,64	4,5343	107,9285	67,46	301 PELLEGRINI, Jean-François J
39	154	34,15	4,5095	107,3382	67,09	421 LAUREMBOURLE, JACQUES J
40	143	32,23	4,4369	105,6088	66,01	138 AIELLO, Jean J
41	156	35,18	4,4343	105,5488	65,97	245 GUINCHARD, Patrick P
42	153	35,11	4,3577	103,7254	64,83	189 MONTARGOT, Renaud R
43	144	33,17	4,3413	103,3336	64,58	87 GOUGIS, Rémi R
44	152	35,15	4,3243	102,9302	64,33	273 MARTINEZ-DE-LAS-HERAS, Maria M
45	151	35,11	4,3008	102,3695	63,98	90 OGANESSIAN, Sarkis S
46	145	34,86	4,1595	99,0068	61,88	186 IOZZO, Fabrice F

OPEN -- Overall Stage Results
CHAMPIONNAT DE FRANCE HANDGUN 2014

Printed mai 26, 2014 at 8:24



Stage 24 -- STAGE 24

	PTS	TIME	HIT FACTOR	STAGE POINTS	STAGE PERCENT	COMPETITOR # Name
47	142	34,22	4,1496	98,7717	61,73	428 MILLOT, PATRICK P
48	151	36,46	4,1415	98,5791	61,61	424 ASTORG, GERARD G
49	157	38,64	4,0631	96,7135	60,45	376 VERDON, James J
50	155	38,67	4,0083	95,4074	59,63	73 PETTENATI, Simonetta S
51	151	37,78	3,9968	95,1348	59,46	356 MARTIN, Olivia O
52	150	37,68	3,9809	94,7556	59,22	257 GIL-JIMENEZ, Pierre P
53	149	37,85	3,9366	93,7011	58,56	237 BUFFARD, Francois F
54	155	39,53	3,9211	93,3317	58,33	297 HAZAN, Albert A
55	149	38,17	3,9036	92,9156	58,07	374 MABILAIS, Gregory G
56	143	37,01	3,8638	91,9690	57,48	158 HELAIEM, Stephane
57	155	40,15	3,8605	91,8905	57,43	85 DEVILLE, Pauline P
58	152	39,77	3,8220	90,9730	56,86	330 PERNIGOTTI, Gerolamo G
59	152	40,65	3,7392	89,0036	55,63	369 GATEAU, Phiiippe
60	160	43,34	3,6917	87,8730	54,92	441 LASBLEIS, MICHEL M
61	147	40,39	3,6395	86,6299	54,14	205 SALLET, Gauthier G
62	159	43,80	3,6301	86,4067	54,00	399 MARCAND, Mickael M
63	149	41,65	3,5774	85,1522	53,22	364 BOVIN, Loic L
64	153	44,37	3,4483	82,0779	51,30	446 PITOT-AIMARETTI, Robert R
65	155	45,96	3,3725	80,2742	50,17	445 MEUNIER, GERARD G
66	108	32,71	3,3017	78,5901	49,12	444 HUET, MICHEL M
67	153	46,73	3,2741	77,9328	48,71	149 RIEDI, Serenella S
68	153	46,91	3,2616	77,6337	48,52	78 AGRINIER, Didier D
69	157	48,67	3,2258	76,7826	47,99	435 GRANDGERARD, Hervé
70	133	41,25	3,2242	76,7453	47,97	254 CABLE, Nathalie N
71	156	48,96	3,1863	75,8416	47,40	393 DELDO, Nicolas
72	157	50,84	3,0881	73,5053	45,94	290 BOUCHOUCHA, Marc M
73	149	48,76	3,0558	72,7356	45,46	291 CERVELLO, Richard R
74	155	51,76	2,9946	71,2791	44,55	436 SAUTOUR, JACQUES J
75	153	51,48	2,9720	70,7420	44,21	383 CONNOUE, Gerard
76	144	50,93	2,8274	67,2997	42,06	129 PANE, Bernard B
77	138	48,87	2,8238	67,2142	42,01	240 CHARPENTIER, Bernard
78	157	58,48	2,6847	63,9023	39,94	432 WOLAN, Joseph J
79	130	49,70	2,6157	62,2603	38,91	333 SAARBACH, Stafford S
80	157	64,64	2,4288	57,8126	36,13	111 DEMANGEOT, Laurent L
81	102	48,14	2,1188	50,4334	31,52	59 ETOURNEAU, Helene H
82	123	59,98	2,0507	48,8116	30,51	148 NOWAK, Hubert
83	73	48,67	1,4999	35,7015	22,31	433 DESAUGERE, Jean-francois J

STANDARD -- Overall Stage Results

CHAMPIONNAT DE FRANCE HANDGUN 2014

Printed mai 26, 2014 at 8:24



Stage 24 -- STAGE 24

	PTS	TIME	HIT FACTOR	STAGE POINTS	STAGE PERCENT	COMPETITOR # Name
1	150	24,74	6,0631	160,0000	100,00	321 SAUDEMONT, Tom T
2	151	26,48	5,7024	150,4830	94,05	51 POIRET, Jerome
3	153	26,99	5,6688	149,5950	93,50	47 JAIME-DIAZ, Juan-Carlos
4	147	26,03	5,6473	149,0293	93,14	284 GUILLAUME, Bertrand B
5	152	27,15	5,5985	147,7414	92,34	271 IBANEZ, Gorka G
6	149	26,77	5,5659	146,8812	91,80	44 CUTAYA, Christian C
7	150	27,51	5,4526	143,8895	89,93	404 SILVA, Manuel M
8	153	29,10	5,2577	138,7480	86,72	50 PESCE, Fabrizio F
9	150	29,29	5,1212	135,1451	84,47	392 COSTA, Luis L
10	146	28,63	5,0995	134,5736	84,11	115 LAPEYRE, Franck F
11	158	31,00	5,0968	134,5005	84,06	459 GUBIN, YLIA Y
12	143	28,15	5,0799	134,0559	83,78	45 DA-ROS, Philippe P
13	153	30,41	5,0312	132,7711	82,98	340 FERRERO-POZA, Carlos
14	143	28,73	4,9774	131,3496	82,09	43 COLOMBINI, Jean Pierre J
15	156	31,41	4,9666	131,0645	81,92	168 BROSCHE, Hampi
16	134	27,17	4,9319	130,1498	81,34	227 FLEISCHER, ALEXANDER A
17	150	31,23	4,8031	126,7499	79,22	212 DESTREBECK, Marian M
18	144	30,31	4,7509	125,3733	78,36	255 CABLE, Xavier X
19	147	31,36	4,6875	123,7000	77,31	403 SAMPAIO, Mauricio M
20	149	31,83	4,6811	123,5316	77,21	408 FELT, OLIVIER O
21	144	30,87	4,6647	123,0989	76,94	48 MARCHAL, Florian F
22	137	29,50	4,6441	122,5538	76,60	217 LEVIS, Luca L
23	144	31,04	4,6392	122,4247	76,52	296 GUINTOLI, Gilles G
24	148	32,62	4,5371	119,7309	74,83	53 ZOLLA, Luca
25	156	34,52	4,5191	119,2565	74,54	82 CARRIER, Philippe P
26	150	33,56	4,4696	117,9499	73,72	279 CARTIER, Serge S
27	104	23,79	4,3716	115,3632	72,10	49 MIDGLEY, GREGORY G
28	149	34,26	4,3491	114,7697	71,73	80 BEAUNIER, François F
29	146	33,69	4,3336	114,3616	71,48	409 FONDER, Anne-valérie
30	150	35,30	4,2493	112,1360	70,08	109 BISIOU, Stéphane S
31	154	36,77	4,1882	110,5237	69,08	418 WEBER, DIDIER D
32	144	34,68	4,1522	109,5751	68,48	417 WEBER, MATTHIAS M
33	150	36,18	4,1459	109,4085	68,38	175 RACLOT, Gerard G
34	153	37,03	4,1318	109,0350	68,15	377 WERBROUCK, Florent F
35	146	35,91	4,0657	107,2916	67,06	121 TRUONG-VINH-TONG, Andre
36	126	31,08	4,0541	106,9838	66,86	101 GOLI, GERARD G
37	151	37,30	4,0483	106,8308	66,77	304 SENDOU, Frederic F
38	152	37,70	4,0318	106,3973	66,50	137 VANDAL, Olivier O
39	153	38,48	3,9761	104,9264	65,58	442 BELLON-ESBELIN, Yann Y
40	150	37,78	3,9704	104,7750	65,48	261 PROMIS, Stephan S
41	156	39,45	3,9544	104,3533	65,22	250 OTERO, MARK M
42	154	39,60	3,8889	102,6252	64,14	97 CLOT, Jean-marc J
43	140	36,67	3,8178	100,7501	62,97	293 DIEU, Steeve S
44	152	40,45	3,7577	99,1639	61,98	215 GUASTELLA, Vincenzo V
45	144	38,54	3,7364	98,6005	61,63	306 WAVRANT, Xavier X
46	129	34,76	3,7112	97,9351	61,21	172 MOURGUES, Jacques J

STANDARD -- Overall Stage Results

CHAMPIONNAT DE FRANCE HANDGUN 2014

Printed mai 26, 2014 at 8:24



Stage 24 -- STAGE 24

PTS	TIME	HIT FACTOR	STAGE POINTS	STAGE PERCENT	COMPETITOR # Name
47	153	41,28	3,7064	97,8093	61,13 127 HOCQUET, Serge
48	156	42,29	3,6888	97,3454	60,84 443 GOY, PHILIPPE P
49	160	43,43	3,6841	97,2206	60,76 108 BACH, Lucas L
50	152	41,79	3,6372	95,9842	59,99 242 COQUELLE, Philippe P
51	107	29,68	3,6051	95,1367	59,46 260 LAMY, Jean-Michel
52	155	43,03	3,6021	95,0580	59,41 33 MARTIN-PRIVAT, Pierre P
53	154	43,44	3,5451	93,5534	58,47 425 BERTRAND, Elian E
54	151	43,20	3,4954	92,2405	57,65 303 ROTON, Patrick P
55	148	42,45	3,4865	92,0052	57,50 244 EDO, Damia D
56	146	42,17	3,4622	91,3645	57,10 110 DAGORNO, Paul P
57	156	45,34	3,4407	90,7970	56,75 214 FONTAINE, Frederic F
58	153	45,06	3,3955	89,6043	56,00 423 TREUSSARD, FRANCOIS F
59	160	47,17	3,3920	89,5123	55,95 68 FORMENTO, Federico-Maria
60	158	46,80	3,3761	89,0922	55,68 114 JOACHIM, Eric E
61	127	37,65	3,3732	89,0158	55,63 37 NESTOLAT, Vincent V
62	158	47,85	3,3020	87,1372	54,46 38 PERROT, Manuela M
63	120	36,56	3,2823	86,6171	54,14 221 ROSSIGNOL, Bernard B
64	146	45,37	3,2180	84,9205	53,08 263 RAOUL, Eric E
65	150	47,65	3,1480	83,0724	51,92 264 BLONDIAUX, SOPHIE S
66	132	42,06	3,1384	82,8196	51,76 248 NATALIZIO, Silvain S
67	116	37,44	3,0983	81,7618	51,10 320 PORREYE, Xavier
68	154	50,07	3,0757	81,1655	50,73 249 NERI, Christian C
69	126	42,46	2,9675	78,3103	48,94 390 PEPY, Pascal P
70	138	46,99	2,9368	77,5001	48,44 262 RAOUL, Catherine C
71	142	53,42	2,6582	70,1476	43,84 66 CABONA, Carolina
72	123	47,05	2,6142	68,9880	43,12 41 WURSTER, Sabine S
73	158	61,71	2,5604	67,5663	42,23 246 KOCH, Pascal P
74	154	62,30	2,4719	65,2321	40,77 266 BUSSY, Isabelle I
75	159	67,78	2,3458	61,9048	38,69 209 TRUONG, Phung P
76	148	66,70	2,2189	58,5550	36,60 358 MEUNIER, ALAIN A
77	146	68,12	2,1433	56,5596	35,35 334 BARILLARI, Giampaolo G
78	146	73,46	1,9875	52,4482	32,78 381 CAMUGLI, JEAN-PIERRE J
79	63	33,71	1,8689	49,3185	30,82 363 VANDENABEELLE, Christian C
80	94	50,50	1,8614	49,1207	30,70 252 BIZOUARN, Mireille M
81	78	42,18	1,8492	48,7996	30,50 147 MACHET, Christophe C
82	111	65,44	1,6962	44,7618	27,98 268 GOUTTEBESSIS, Francis F
83	0	24,24	0,0000	0,0000	0,00 457 LOPUNOV, SERGEY S

PRODUCTION -- Overall Stage Results**CHAMPIONNAT DE FRANCE HANDGUN 2014**

Printed mai 26, 2014 at 8:24

**Stage 24 -- STAGE 24**

	PTS	TIME	HIT FACTOR	STAGE POINTS	STAGE PERCENT	COMPETITOR # Name
1	156	23,74	6,5712	160,0000	100,00	6 GRAUFFEL, Eric
2	152	25,73	5,9075	143,8401	89,90	15 ZAPLETAL, Miroslav M
3	158	27,17	5,8152	141,5936	88,50	7 GUICHARD, Louis L
4	150	26,20	5,7252	139,4011	87,13	11 RIBAS, Guga
5	152	27,11	5,6068	136,5181	85,32	9 LAVERGNE, Mathieu M
6	142	25,35	5,6016	136,3913	85,24	317 GHJISELINK, Maxime M
7	154	27,73	5,5536	135,2219	84,51	213 DONOFRIO, Ciriaco C
8	148	27,05	5,4714	133,2204	83,26	4 CARRIE, Stéphane S
9	154	28,68	5,3696	130,7428	81,71	406 DAGUENEL, LAETITIA L
10	152	28,51	5,3315	129,8143	81,13	150 SCHRANER, Remo R
11	146	27,44	5,3207	129,5522	80,97	314 DONOT, Marc M
12	156	29,49	5,2899	128,8030	80,50	170 GARCIA, Frank F
13	156	29,82	5,2314	127,3776	79,61	145 JOSI, Oliver O
14	156	30,68	5,0847	123,8070	77,38	411 GUSHINA, MARIA M
15	158	31,20	5,0641	123,3044	77,07	2 BACULARD, Patrick
16	154	30,46	5,0558	123,1025	76,94	81 BEDROSSIAN, Marc
17	144	28,64	5,0279	122,4237	76,51	83 CASSIGNAC, Jean-paul J
18	150	29,98	5,0033	121,8248	76,14	96 CLAIRE, Olivier O
19	150	30,66	4,8924	119,1229	74,45	394 DENOYELLES, Morgan M
20	152	31,13	4,8828	118,8887	74,31	5 GOUGIS, Christophe C
21	156	32,12	4,8568	118,2565	73,91	238 BUSSER, Alain A
22	148	30,83	4,8005	116,8865	73,05	396 JOAO, Manuel
23	150	31,27	4,7969	116,7991	73,00	8 HELLER, Peter P
24	154	32,13	4,7930	116,7041	72,94	94 BURKHALTER, Christine C
25	146	30,73	4,7511	115,6822	72,30	1 AMARO, Dominique D
26	150	31,80	4,7170	114,8524	71,78	120 SIMONIN, Thierry T
27	154	32,69	4,7109	114,7049	71,69	308 BROCHARD, Pierre P
28	146	31,15	4,6870	114,1224	71,33	407 FELT, BAPTISTE B
29	150	32,16	4,6642	113,5668	70,98	347 SALINAS-LAGUNA, Vicente V
30	140	30,25	4,6281	112,6883	70,43	397 JORGE, Paulo P
31	146	31,56	4,6261	112,6398	70,40	65 BORRALLO, JUAN J
32	148	32,14	4,6049	112,1223	70,08	75 ROI, Harel H
33	156	33,94	4,5963	111,9151	69,95	40 WILLMES, Siegfried S
34	142	30,94	4,5895	111,7491	69,84	278 CARDOT, Thierry T
35	148	32,39	4,5693	111,2569	69,54	154 BOITTIAUX, Bertrand
36	148	32,43	4,5637	111,1196	69,45	210 ARMENDARIZ, Sebastien S
37	146	32,03	4,5582	110,9870	69,37	241 CLIN, Robert R
38	148	32,58	4,5427	110,6080	69,13	269 GUTIERREZ, Jorge J
39	148	32,72	4,5232	110,1348	68,83	359 NASSO, Michel M
40	144	32,13	4,4818	109,1259	68,20	160 MARTORELL, Damien D
41	142	31,88	4,4542	108,4542	67,78	251 BERGAMASCO, Nicolas N
42	156	35,05	4,4508	108,3709	67,73	188 MEUNIER, Pierre P
43	152	34,22	4,4418	108,1533	67,60	401 RAMOS, Miguel
44	152	34,29	4,4328	107,9325	67,46	162 PEREZ, Guillaume G
45	142	32,14	4,4182	107,5768	67,24	12 SAGON, Aurélien A
46	148	33,62	4,4021	107,1865	66,99	196 CHERNOGOROV, Alexander A

PRODUCTION -- Overall Stage Results**CHAMPIONNAT DE FRANCE HANDGUN 2014**

Printed mai 26, 2014 at 8:24

**Stage 24 -- STAGE 24**

	PTS	TIME	HIT FACTOR	STAGE POINTS	STAGE PERCENT	COMPETITOR # Name
47	146	33,22	4,3949	107,0112	66,88	89 MEICHTRY, Markus M
48	154	35,11	4,3862	106,7987	66,75	153 BECRET, Jean-guy J
49	148	33,81	4,3774	106,5842	66,62	220 PLAIT, Antoine A
50	158	36,62	4,3146	105,0545	65,66	216 GUILMART, Nicolas N
51	154	35,84	4,2969	104,6234	65,39	405 BURGADA, LAURENT L
52	154	35,90	4,2897	104,4485	65,28	281 DHELIN, Herve H
53	154	35,95	4,2837	104,3033	65,19	183 HAUSER, Lionel L
54	142	33,22	4,2745	104,0794	65,05	3 BURGADA, Luc L
55	146	34,38	4,2467	103,4006	64,63	116 MOINE, Christian C
56	148	35,09	4,2177	102,6962	64,19	92 WALDMANN, Daniel D
57	129	30,92	4,1721	101,5842	63,49	410 GUSHIN, MICKAIL M
58	140	33,57	4,1704	101,5437	63,46	398 LERETRIF, Nicolas N
59	156	37,46	4,1644	101,3988	63,37	200 MARYE, Christophe C
60	146	35,28	4,1383	100,7628	62,98	287 RIOU, Sylvain
61	154	37,22	4,1376	100,7443	62,97	318 GRANDE, Freddy F
62	152	37,35	4,0696	99,0898	61,93	167 BOUCAUT, Jean Louis J
63	144	35,43	4,0644	98,9618	61,85	361 POULAIN, Renaud R
64	142	34,94	4,0641	98,9559	61,85	231 PICARD, Nicolas N
65	152	37,56	4,0469	98,5358	61,58	74 RODRIGUEZ-PINTOR, JUAN J
66	128	31,67	4,0417	98,4097	61,51	343 JUHEL, Julien J
67	154	38,19	4,0325	98,1854	61,37	233 RAPHOZ, Dominic D
68	134	33,33	4,0204	97,8916	61,18	86 FRICKER, Claudia C
69	142	35,46	4,0045	97,5047	60,94	416 NYCZ, MARGAUX M
70	136	34,12	3,9859	97,0523	60,66	332 RUINI, Claudio C
71	136	34,44	3,9489	96,1506	60,09	194 VALANCE, Thomas T
72	154	39,06	3,9427	95,9985	60,00	161 MOURICE, Benoit B
73	148	37,85	3,9102	95,2077	59,50	182 EAP, Christophe C
74	144	37,09	3,8824	94,5326	59,08	309 CAUDRELIER, Christian C
75	154	39,78	3,8713	94,2610	58,91	222 WELTER, Tony T
76	152	39,31	3,8667	94,1492	58,84	201 MATTER, Sebastien S
77	154	39,98	3,8519	93,7895	58,62	131 POUJOL, Marc M
78	133	34,71	3,8317	93,2982	58,31	316 GERARD, Emmanuel E
79	152	39,72	3,8268	93,1774	58,24	187 JONDREVILLE, Dominique D
80	152	40,32	3,7698	91,7908	57,37	368 DUJARDIN, Yves Y
81	115	30,62	3,7557	91,4468	57,15	307 BALLIERE, Guillaume G
82	134	35,74	3,7493	91,2906	57,06	173 PHELPS, MIKAYLA M
83	148	39,56	3,7412	91,0923	56,93	243 COUPE, Laurent L
84	130	34,75	3,7410	91,0887	56,93	229 GILANT, Christophe C
85	132	35,31	3,7383	91,0232	56,89	199 MARYE, Georges G
86	127	34,27	3,7059	90,2331	56,40	204 PITTIER, Alain A
87	154	41,70	3,6930	89,9209	56,20	124 BELLOT, Mathieu M
88	148	40,37	3,6661	89,2646	55,79	152 ARENA, Gyl G
89	140	38,35	3,6506	88,8871	55,55	163 SANCEAU, Thierry T
90	144	39,49	3,6465	88,7874	55,49	299 LEGAL, Eric E
91	140	38,41	3,6449	88,7483	55,47	259 JOURDE, Philippe P
92	144	39,58	3,6382	88,5855	55,37	350 BOHAIN, JEAN-LUC J

PRODUCTION -- Overall Stage Results**CHAMPIONNAT DE FRANCE HANDGUN 2014**

Printed mai 26, 2014 at 8:24

**Stage 24 -- STAGE 24**

	PTS	TIME	HIT FACTOR	STAGE POINTS	STAGE PERCENT	COMPETITOR # Name
93	152	41,84	3,6329	88,4561	55,29	386 LAMISCARRE, Joel J
94	142	39,20	3,6224	88,2020	55,13	112 EVESQUE, Michel M
95	128	35,38	3,6179	88,0903	55,06	289 TRANCA, Germano G
96	152	42,10	3,6105	87,9099	54,94	135 SOUL, Emmanuel E
97	146	40,89	3,5706	86,9384	54,34	276 BOUTIN, Herve H
98	142	39,77	3,5705	86,9378	54,34	367 CHAUME, Thierry T
99	134	37,55	3,5686	86,8902	54,31	155 CALLE, Xavier X
100	134	37,61	3,5629	86,7516	54,22	105 NEUMANN, Julien J
101	129	36,35	3,5488	86,4095	54,01	351 GAL, Didier D
102	146	41,19	3,5445	86,3052	53,94	179 BAUSCH, Pierre P
103	146	41,24	3,5403	86,2006	53,88	267 CROUZET, Stephane S
104	152	43,01	3,5341	86,0499	53,78	360 PLANO, Olivier O
105	134	38,02	3,5245	85,8161	53,64	122 ARTAL, Audrey A
106	150	43,03	3,4859	84,8782	53,05	106 ORLANDINI, Alberto A
107	154	44,20	3,4842	84,8349	53,02	335 CANEPA, Carlo C
108	115	33,18	3,4659	84,3913	52,74	285 POLO, Bruno B
109	146	42,14	3,4646	84,3596	52,72	391 BESSA, Ana A
110	148	42,98	3,4435	83,8439	52,40	370 GRAUFFEL, Gerard G
111	150	43,65	3,4364	83,6726	52,30	125 DEMARET, Christian C
112	156	45,44	3,4331	83,5916	52,24	315 DURO, Jeremie J
113	156	45,49	3,4293	83,4997	52,19	371 LAPP, Pascal P
114	154	44,92	3,4283	83,4751	52,17	130 PAYRAULT, Christian C
115	144	42,28	3,4059	82,9285	51,83	415 NOUET, CHARLOTTE C
116	98	28,86	3,3957	82,6810	51,68	178 VACHER, Benoit B
117	114	33,61	3,3918	82,5871	51,62	348 VERLINDE, Camille C
118	134	39,57	3,3864	82,4546	51,53	198 JOUY, Jean-claude
119	138	40,84	3,3790	82,2753	51,42	88 LATREILLE, Philippe P
120	152	45,01	3,3770	82,2263	51,39	452 CARRACEDO-GUERRA, MARIA M
121	142	42,25	3,3609	81,8347	51,15	142 CORTEZ, Carl C
122	150	44,69	3,3565	81,7254	51,08	357 MELISSA, Aurelie A
123	148	44,50	3,3258	80,9800	50,61	283 FERNANDES, Olivier O
124	138	41,68	3,3109	80,6172	50,39	223 WOHNER, Jean-philippe J
125	144	43,52	3,3088	80,5656	50,35	79 AGRINIER, Pascal P
126	152	46,04	3,3015	80,3867	50,24	272 MALLET, Nicolas N
127	148	44,88	3,2977	80,2943	50,18	365 BUFFIN, Dominique D
128	154	46,79	3,2913	80,1390	50,09	191 PREDOVICH, Dan D
129	144	44,07	3,2675	79,5601	49,73	164 TEISSIER, Philippe P
130	130	39,90	3,2581	79,3317	49,58	197 JEANJEAN, Jerome J
131	131	40,59	3,2274	78,5830	49,11	265 BUSSY, Laurent L
132	152	47,64	3,1906	77,6869	48,55	305 STEVE, Peter P
133	154	48,47	3,1772	77,3613	48,35	447 GIBNEY, Jim J
134	150	47,29	3,1719	77,2321	48,27	385 FIGOLI, Sergio S
135	152	48,10	3,1601	76,9440	48,09	107 VERITE, Isabelle I
136	160	50,92	3,1422	76,5081	47,82	207 SANTERRE, Sebastien S
137	134	43,01	3,1156	75,8598	47,41	146 JOSI, Maggie M
138	156	50,10	3,1138	75,8164	47,39	119 SARIK, Raido R

PRODUCTION -- Overall Stage Results**CHAMPIONNAT DE FRANCE HANDGUN 2014**

Printed mai 26, 2014 at 8:24

**Stage 24 -- STAGE 24**

	PTS	TIME	HIT FACTOR	STAGE POINTS	STAGE PERCENT	COMPETITOR # Name
139	136	44,41	3,0624	74,5648	46,60	280 DA-COSTA-LEIRAS, Rsaael R
140	138	45,14	3,0572	74,4378	46,52	55 CORNUT, Pierre P
141	120	39,42	3,0441	74,1209	46,33	54 CANTOS, Francisco F
142	138	45,38	3,0410	74,0441	46,28	373 LOUVIER, Sebastien S
143	154	50,81	3,0309	73,7985	46,12	429 FREDEZ, JEAN-MAURICE J
144	152	50,58	3,0051	73,1713	45,73	387 MONTURY, ROBERT R
145	142	47,54	2,9870	72,7286	45,46	353 HUMILIER, Nicolas N
146	140	46,90	2,9851	72,6827	45,43	230 PASERO, Damien D
147	134	45,30	2,9581	72,0249	45,02	339 FEDERICI, Giulia G
148	135	45,75	2,9508	71,8487	44,91	239 BUSSER, Celine C
149	134	45,71	2,9315	71,3789	44,61	461 FOURNIER, ALEXANDRE A
150	144	49,40	2,9150	70,9760	44,36	228 FOURNIER, Anne A
151	154	52,88	2,9123	70,9097	44,32	118 PRIBILINCOVA, HANA H
152	152	52,29	2,9069	70,7785	44,24	165 ALEXANDRE, Jean Marc J
153	142	49,03	2,8962	70,5184	44,07	141 BRULTEY, Pascal P
154	96	33,20	2,8916	70,4059	44,00	195 BRUNO, Alfonsino
155	138	48,29	2,8577	69,5822	43,49	458 ALIANI, FEDERICO F
156	158	56,39	2,8019	68,2230	42,64	193 THOMAS, Jean-luc J
157	144	51,82	2,7789	67,6614	42,29	128 LESAINE, Claudine C
158	144	51,85	2,7772	67,6223	42,26	395 DENOYELLES, Marie-Claude M
159	118	42,93	2,7487	66,9264	41,83	426 BEZOT, Patrick P
160	160	58,60	2,7304	66,4812	41,55	456 MAZY, LAURENT L
161	148	54,22	2,7296	66,4627	41,54	382 CHRAPKIEWICZ, Olivier O
162	144	53,30	2,7017	65,7827	41,11	275 BOUTIN, Julie J
163	156	60,55	2,5764	62,7316	39,21	190 PHELPS, David D
164	156	61,61	2,5321	61,6523	38,53	180 CLAVEL, Victorien V
165	160	63,55	2,5177	61,3028	38,31	224 BRIDE, Martial M
166	116	46,14	2,5141	61,2148	38,26	384 DALLEAU, Eric E
167	125	50,02	2,4990	60,8475	38,03	277 CARDOEN, Vincent V
168	142	57,01	2,4908	60,6476	37,90	331 REPLICA, Giorgio G
169	132	53,27	2,4779	60,3347	37,71	286 PRIEUR, Perrine P
170	105	42,56	2,4671	60,0708	37,54	235 ROSSI, Benvenuto B
171	158	65,91	2,3972	58,3689	36,48	338 DUCHESNE, Frédéric F
172	100	41,87	2,3883	58,1531	36,35	346 MONTALE, Andrea A
173	108	45,52	2,3726	57,7694	36,11	349 BALANDRAUX, Yves
174	158	66,68	2,3695	57,6949	36,06	439 DE-RONGE, Charles
175	94	40,51	2,3204	56,4991	35,31	134 SIMSON, James J
176	87	39,57	2,1986	53,5339	33,46	329 OBERTI, Claudio C
177	129	61,45	2,0993	51,1145	31,95	352 GUILHOT, Patrick P
178	91	44,32	2,0532	49,9940	31,25	322 BADI, Desiree
179	154	81,01	1,9010	46,2869	28,93	67 COLLIN, Anne A
180	104	60,16	1,7287	42,0922	26,31	366 CALVAT, Jean J
181	138	80,78	1,7083	41,5960	26,00	113 FRICOU, ERIC E
182	80	79,30	1,0088	24,5636	15,35	400 MERLIER, Andre A
183	0	21,05	0,0000	0,0000	0,00	177 UJEVIC, Christophe C
184	0	3,42	0,0000	0,0000	0,00	236 SEGUIN, Gaëtan G

PRODUCTION -- Overall Stage Results
CHAMPIONNAT DE FRANCE HANDGUN 2014

Printed mai 26, 2014 at 8:24



Stage 24 -- STAGE 24

	PTS	TIME	HIT FACTOR	STAGE POINTS	STAGE PERCENT	COMPETITOR # Name
185	0	55,58	0,0000	0,0000	0,00	388 MUNIER, Philippe P
186	0	40,39	0,0000	0,0000	0,00	292 CHICA, Christian C

CLASSIC -- Overall Stage Results
CHAMPIONNAT DE FRANCE HANDGUN 2014

Printed mai 26, 2014 at 8:24



Stage 24 -- STAGE 24

	PTS	TIME	HIT FACTOR	STAGE POINTS	STAGE PERCENT	COMPETITOR # Name
1	152	27,97	5,4344	160,0000	100,00	27 ALTUNA, Denis D
2	150	28,91	5,1885	152,7608	95,48	39 PERROT, Laurent L
3	150	29,78	5,0369	148,2980	92,69	32 KUMMER, Patrick P
4	154	30,58	5,0360	148,2696	92,67	232 PICHENOT, Christophe C
5	154	31,63	4,8688	143,3476	89,59	344 LES-ORTIZ, Jabier
6	139	28,82	4,8230	142,0005	88,75	31 HOBDELL, Angus A
7	154	32,31	4,7663	140,3307	87,71	29 BOIT, Julien
8	154	33,57	4,5874	135,0636	84,41	30 GERARD, Joël J
9	146	32,63	4,4744	131,7361	82,34	34 MELEY, Philippe P
10	150	34,43	4,3567	128,2694	80,17	36 NESTOLAT, Michel M
11	154	38,08	4,0441	119,0673	74,42	455 SANCHEZ-LUMBRERAS, JOSE-A J
12	148	37,42	3,9551	116,4466	72,78	126 HAPIAK, Pierre-françois P
13	144	37,51	3,8390	113,0275	70,64	448 LAMOUREUX, NICOLAS N
14	136	37,12	3,6638	107,8698	67,42	99 DAZZI, GEORGES G
15	126	34,99	3,6010	106,0219	66,26	57 ESPILEZ-ELIPE, Jose-Luis
16	142	41,92	3,3874	99,7323	62,33	64 BERRETTA, Maurizio M
17	150	45,05	3,3296	98,0314	61,27	133 SENCE, Jean-marc J
18	144	43,41	3,3172	97,6656	61,04	95 CHABOT, Romain R
19	152	47,16	3,2231	94,8940	59,31	247 LANET, Luc L
20	142	48,00	2,9583	87,0995	54,44	437 SENDELIN, PHILIPPE P
21	150	54,97	2,7288	80,3405	50,21	326 FAVETO, Pierluigi P
22	155	60,53	2,5607	75,3928	47,12	274 MASSAGUER-SALGADO, Enrique E
23	116	47,44	2,4452	71,9917	44,99	362 SANGUINETTI, Rodolphe R
24	151	80,88	1,8670	54,9674	34,35	440 GOUSSE, Jean-René
25	141	80,45	1,7526	51,6014	32,25	136 TERKI, Sébastien S

REVOLVER -- Overall Stage Results
CHAMPIONNAT DE FRANCE HANDGUN 2014

Printed mai 26, 2014 at 8:24



Stage 24 -- STAGE 24

	PTS	TIME	HIT FACTOR	STAGE POINTS	STAGE PERCENT	COMPETITOR # Name
1	158	34,22	4,6172	160,0000	100,00	430 ITANI, MARWAN M
2	156	41,57	3,7527	130,0431	81,28	143 DECARPIGNIES, Pascal P
3	152	41,64	3,6503	126,4957	79,06	419 BIZET, MATHIAS M
4	151	42,31	3,5689	123,6735	77,30	91 SCHMOCKER, Ernst E
5	135	38,13	3,5405	122,6902	76,68	203 PHOTION, David D
6	151	48,96	3,0842	106,8755	66,80	427 MACIOCI, PATRICK P
7	151	50,04	3,0176	104,5689	65,36	450 TOURNIER, PASCAL P
8	111	41,06	2,7034	93,6800	58,55	62 SCHEKIN, Oleg O
9	159	62,71	2,5355	87,8624	54,91	192 SIMON, Bernard B
10	146	62,65	2,3304	80,7560	50,47	431 TRAVERS, SANDRINE S
11	145	87,68	1,6537	57,3074	35,82	460 DESROCHES, JOCELYNE J



Disqualified Shooters

No.	Name
------------	-------------

10	MERCHICA, Philippe P
35	MOTTE, Bernard B
70	LAMBERT, Jules J
76	SOROCHKIN, Boris B
100	FARKAS, Jean
159	JOUANNE, Rene R
169	DEITHRICH, Kurt K
206	SALLET, Mylène M
208	SYROKA, Teresa
218	MONTRUCCHIO, Davide D
225	DAMIANO, Georges G
256	CECOT, Christian C
294	ECONOMOU, Spyridon S
295	FAURE, Thierry T
312	DELEU, Carl C
375	NOCERA, Carlo C
451	CADAMURO, DENIS D