



21. MEDNARODNO STRELSKO TEKMOVANJE RUŠE, 16.-18. 1. 2015

BILTEN

21st INTERNATIONAL SHOOTING COMPETITION
RUŠE, JANUARY 2015



 **Zavarovalnica
Maribor**

Skupina **ise**  **dem**
dravske elektrarne maribor

GENERALNI POKROVITELJ
GENERAL SPONSOR

Zavarovalnica Maribor

POKROVITELJ TEKMOVANJA ZA VELIKO NAGRADO RUŠ
SPONSOR OF GRAND PRIX RUŠE

SODO

SISTEMSKI OPERATER
DISTRIBUCIJSKEGA OMREŽJA Z
ELEKTRIČNO ENERGIJO

OSTALI POKROVITELJI, SPONZORJI IN DONATORJI
OTHERS SPONSORS



KONICA MINOLTA



ELWE & CO



HOTEL **NETER**

MESSER 
Gases for Life

◆◆◆ GIMNAZIJA IN SREDNJA KEMIJSKA ŠOLA RUŠE



21st International Shooting Competition Ruše – 16th to 18th January 2015



 Zavarovalnica
Maribor

 dem
državo elektrarno maribor



Page 2

**ORGANIZING COMMITTEE
ORGANIZACIJSKI KOMITE**

Uroš RAZPET – chairman
Janez SLAPAR – deputy chairman
Josip AJD - member
Ljubo GERMIČ- member

Simon POTRČ - member
Milan VERNIK - member
Mihaela OSRAJNIK - member

**PREPARING COMMITTEE
PRIREDITVENI ODBOR**

Simon POTRČ – chairman
Ljubo GERMIČ – deputy chairman
Uroš PODLESNIK- member
Janez TRUP- member

Simeon GÖNC- member
Alenka GERMIČ- member
Dunja PODLESNIK - member
Stanko PODLESNIK- member

**COMPETITION LEADER
VODJA TEKMOVANJA**

Uroš PODLESNIK

Milan VERNIK –deputy leader

**REPRESENTATIVE OF SLOVENIAN SHOOTING ASSOCIATION
DELEGAT STRELSKE ZVEZE SLOVENIJE**

Robert FERENČAK

ISSF »A« (A5156)

**COMPETITION JURY
ŽIRIJA TEKMOVANJA**

Robert FERENČAK	chairman
Peter GOLOB	member
Milan VERNIK	member

ISSF »A« (A5156)
ISSF »A« (A5779)
SLO »DS«(P00082)

**JURY OF APPEAL
ŽIRIJA ZA PRITOŽBE**

Elvira VALANT	chairman
Janez TRUP	member
Stanko PODLESNIK	member

ISSF »A« (A4199)
ISSF »B« (B2771)
SLO »DS«(P00069)

ANNOUCER – NAPOVEDOVALEC
Ljubo GERMIČ



JUDGES – SODNIKI

MAIN JUDGE GLAVNI SODNIK

Elvira VALANT

ISSF »A« (A 4199)

MAIN JUDGE ON THE SHOOTING LINE

GLAVNI SODNIK NA STRELNIH MESTIH

Stanko PODLESNIK

SLO »DS« (P00069)

JUDGES ON THE SHOOTING LINES

SODNIKI NA STRELNIH MESTIH

Stanko PODLESNIK

SLO (P00069)

Silvo Kostanjšek SLO »DS« (P00076)

Ludvik PŠAJD

SLO (P00051)

Milan Vernik SLO »DS«(P00082)

Janez TRUP

ISSF »B« (B2771)

COMMISSION FOR EQUIPMENT CHECKING

KOMISIJA ZA PREGLED OPREME

Peter GOLOB MS (A5779)

Peter Golob ml. S(P02103)

Lidija PODLESNIK

CLASSIFICATION JURY

KOMISIJA ZA RAZVRŠČANJE

Elvira VALANT

Main judge

ISSF »A« (A4199)

Robert FERENČAK

Technical delegate

ISSF »A« (A515)

Milan VERNIK

Deputy leader

SLO »DS« (P00082)

COMPETITION ADMINISTRATION

TAJNIŠTVO TEKMOVANJA

Alenka GERMIČ - chairman

Loti ZAFRAN- member

Mojca POTRČ- member

Marjana BLAŽKE- member

Vlasta MAVROVIČ-member

Mihaela Osrajnik - member

SIUS ASCOR OPERATORS

SIUS ASCOR OPERATERJA

Jernej ADLEŠIČ

Damijan KLOPČIČ

HEALTH SERVICE

ZDRAVSTVENA SLUŽBA

Cvetka SVENŠEK

PARTICIPATION NATIONS





SLOVENIA




TURKEY



CROATIA



SERBIA



FRANCE



HUNGARY



EL SALVADOR



ITALY



HONG KONG



SLOVAKIA




AUSTRIA



MST RUŠE 2015

FINAL RESULTS

10m AIR PISTOL MEN



Ruše
SAT 17 JAN 2015, START TIME 08:30

Rk	Bib No	Name	Nat	1st Comp. Stage		2nd Competition Stage - Elimination						Total	Remarks
1	151	GRGIČ Dimitrije	SRB	30,0	59,5	79,2	99,7	119,8	138,1	158,6	179,7	200.1	
				9,8	9,9	9,7	10,2	9,8	9,3	9,9	10,8	10,0	
				10,7	9,2	10,0	10,3	10,3	9,0	10,6	10,3	10,4	
				9,5	10,4								
2	150	MIKEC Damir	SRB	29,7	58,5	78,6	98,7	117,7	139,1	158,5	179,5	199.0	
				9,5	10,4	10,2	9,5	10,0	10,8	9,4	10,5	10,1	
				10,3	8,5	9,9	10,6	9,0	10,6	10,0	10,5	9,4	
				9,9	9,9								
3	191	TUZINSKY Juraj	SVK	29,1	58,8	78,3	99,1	119,5	139,2	159,3		178.5	
				9,5	9,7	9,9	10,9	9,9	10,1	9,6	9,5		
				9,7	9,8	9,6	9,9	10,5	9,6	10,5	9,7		
				9,9	10,2								
4	204	TÁTRAI Miklós	HUN	29,0	58,7	79,2	99,2	120,5	138,8			158.2	
				8,8	10,0	9,8	9,7	10,7	8,6	9,8			
				10,0	9,3	10,7	10,3	10,6	9,7	9,6			
				10,2	10,4								
5	115	KRALJ Saša	CRO	29,3	59,2	78,6	98,6	118,3				137.8	
				9,5	9,8	10,5	10,4	9,8	9,0				
				10,3	10,4	8,9	9,6	9,9	10,5				
				9,5	9,7								
6	193	KAČAVENDA Uroš	CRO	30,0	59,8	79,4	99,5					117.2	
				10,1	10,0	9,5	9,7	8,2					
				10,2	9,5	10,1	10,4	9,5					
				9,7	10,3								
7	59	KUNŠEK Blaž	SLO	30,1	57,1	74,8						94.2	
				9,5	6,6	8,9	10,2						
				10,2	9,8	8,8	9,2						
				10,4	10,6								
8	60	VENTA Kevin	SLO	28,3	55,0							74.1	
				10,2	7,4	8,5							
				8,2	9,6	10,6							
				9,9	9,7								

Legend

1457F730

Bib No Bib Number

Nat Nation

Rk

Rank

Version of 17 JAN 2015, 16:20

F100000IA1701151555.1.AP60.0.001.pdf

B54F

1

Page 1 of 1



MST RUŠE 2015

RESULTS

10m AIR PISTOL MEN

Qualification

Ruše

SAT 17 JAN 2015, START TIME 08:30



Rank	FP	Bib No	Name	Nat	Team	Series						Total	Re m
						1	2	3	4	5	6		
1	35	151	GRGIĆ Dimitrije	<u>SRB</u>	SERBIA	97	100	94	98	99	99	587-28x	QF
2	18	191	TUZINSKY Juraj	SVK		95	94	98	98	98	96	579-17x	QF
3	5	150	MIKEC Damir	<u>SRB</u>	SERBIA	97	97	96	96	97	96	579-16x	QF
4	29	193	KAČAVENDA Uroš	CRO		97	97	95	96	96	95	576-17x	QF
5	11	204	TÁTRAI Miklós	<u>HUN</u>	HUNGARY I	98	95	97	95	95	94	574-15x	QF
6	21	59	KUNŠEK Blaž	<u>SLO</u>	SLOVENIA I	93	98	99	92	97	94	573-15x	QF
7	6	60	VENTA Kevin	<u>SLO</u>	SLOVENIA I	94	97	95	97	97	93	573-15x	QF
8	14	115	KRALJ Saša	<u>CRO</u>	SD ALZAS ČA	95	94	94	96	96	97	572-18x	QF
9	9	35	FOUQUET Florian	<u>FRA</u>	FRANCE II	96	96	96	95	96	93	572-12x	
10	19	85	STOJAK Sašo	<u>SLO</u>	SLOVENIA II	94	96	96	96	94	95	571-13x	
11	43	106	REBERNIG Erwin	AUT		94	93	96	93	96	95	567-16x	
12	4	34	PERIE Mathieu	<u>FRA</u>	FRANCE II	94	96	95	96	93	93	567-16x	
13	22	36	CHAMPAGNAT Antoine	<u>FRA</u>	FRANCE II	92	95	96	97	93	94	567-14x	
14	15	58	REPIČ Rožle	<u>SLO</u>	SLOVENIA I	93	97	94	94	93	96	567- 9x	
15	28	205	ANTAL Balázs	<u>HUN</u>	HUNGARY I	92	92	96	95	95	96	566- 9x	
16	12	16	SIMONIČ Simon	SLO		95	96	95	95	94	90	565-15x	
17	13	104	AUPRICH Andreas	AUT		95	90	95	95	94	95	564-16x	
18	36	63	SIMONIČ Boštjan	<u>SLO</u>	SLOVENIA III	96	94	93	94	94	93	564-12x	
19	41	152	ZLATIČ Andrija	<u>SRB</u>	SERBIA	92	94	92	94	97	95	564-10x	
20	34	37	RONCATO Jean-Noel	<u>FRA</u>	FRANCE I	92	93	96	94	95	93	563-12x	
21	7	5	SZABO Bela	HUN		95	94	93	94	95	92	563- 9x	
22	25	116	KOLARIČ Božidar	<u>CRO</u>	SD ALZAS ČA	94	95	93	97	94	90	563- 9x	
23	8	61	LJUBIČ Cveto	<u>SLO</u>	SLOVENIA III	89	96	92	94	95	96	562-15x	
24	2	107	PETŐCZ David	<u>HUN</u>	HUNGARY II	94	91	98	91	95	93	562-11x	
25	32	206	CSIZMADIA András	<u>HUN</u>	HUNGARY II	97	95	93	94	94	89	562-10x	
26	10	62	TKALEC Peter	<u>SLO</u>	SLOVENIA III	94	94	91	95	94	93	561- 4x	
27	16	38	FAVIER Rémi	<u>FRA</u>	FRANCE I	94	94	93	97	90	92	560-16x	
28	17	47	ZORKO Aljaž	SLO		92	91	94	92	96	95	560-13x	
29	23	230	CSURI Tamas	<u>HUN</u>	HUNGARY I	92	98	93	93	91	93	560- 8x	
30	37	196	CAM Ömer	TUR		93	91	97	95	93	90	559-10x	
31	40	117	TAKAČ Ivica	<u>CRO</u>	SD ALZAS ČA	91	93	93	95	91	94	557- 9x	
32	26	153	PETROV Duško	SRB		92	93	92	94	97	88	556-10x	
33	31	86	ČEPER Jože	<u>SLO</u>	SLOVENIA II	93	94	91	95	90	91	554-10x	
34	45	237	IVANC Rok	<u>SLO</u>	SD GROSUPL	92	92	94	91	92	92	553- 7x	

Rank	FP	Bib No	Name	Nat	Team	Series						Total	Rem
						1	2	3	4	5	6		
35	44	229	BORBELY Levente	<u>HUN</u>	HUNGARY II	91	93	90	93	92	93	552- 8x	
36	10	48	VIGNJEVIĆ Nenad	SLO		88	97	90	91	91	95	552- 4x	
37	20	238	JEROVŠEK Ignac	<u>SLO</u>	SD GROSUPL	92	85	93	96	91	94	551- 6x	
38	42	39	BEAUVAIS Aymeric	<u>FRA</u>	FRANCE I	90	91	93	92	93	91	550- 9x	
39	1	236	IVANC Franci	<u>SLO</u>	SD GROSUPL	91	93	90	91	91	93	549-13x	
40	33	89	UŠENIČNIK Luka	SLO		88	92	94	91	92	89	546- 6x	
41	38	186	JOVANOVIĆ Srđan	SRB		95	92	86	90	94	88	545- 9x	
42	30	187	VUJIĆ Zoran	SRB		90	88	94	88	93	90	543- 7x	
43	27	88	ROŽMAN David	SLO		92	87	91	89	92	85	536- 7x	
44	39	87	ŠIREC Tadej	<u>SLO</u>	SLOVENIA II	90	86	90	87	89	91	533- 5x	
	1	15	PEREC Tanja	CRO									
		3	PINTER Tibor	HUN									DNS

Protest Date / Time:

Summary

Number of athletes on this list: 46; Total number of athletes: 86; Total number of teams: 10

Legend

D99BC3CD

Team Member	Bib No	Bib Number	DNS	Did Not Start
Firing Point	Nat	Nation	QF	Qualified for Finals
Remarks				

Version of 17 JAN 2015, 11:34

Q100000IA1701150830.1.AP60.0.001.pdf

B54F

1

Page 2 of 2



MST RUŠE 2015
RESULTS
10m AIR PISTOL MEN
TEAM

Ruše
SAT 17 JAN 2015, START TIME 08:30



Rank	Bib No	Name	Series						Total	Remarks
			1	2	3	4	5	6		
1		SERBIA	286	291	282	288	293	290	1730-54x	
	151	GRGIĆ Dimitrije	97	100	94	98	99	99	587-28x	
	150	MIKEC Damir	97	97	96	96	97	96	579-16x	
	152	ZLATIC Andrija	92	94	92	94	97	95	564-10x	
2		SLOVENIA I	280	292	288	283	287	283	1713-39x	
	59	KUNŠEK Blaž	93	98	99	92	97	94	573-15x	
	60	VENTA Kevin	94	97	95	97	97	93	573-15x	
	58	REPIČ Rožle	93	97	94	94	93	96	567- 9x	
3		FRANCE II	282	287	287	288	282	280	1706-42x	
	35	FOUQUET Florian	96	96	96	95	96	93	572-12x	
	34	PERIE Mathieu	94	96	95	96	93	93	567-16x	
	36	CHAMPAGNAT Antoine	92	95	96	97	93	94	567-14x	
4		HUNGARY I	282	285	286	283	281	283	1700-32x	
	204	TÁTRAI Miklós	98	95	97	95	95	94	574-15x	
	205	ANTAL Balázs	92	92	96	95	95	96	566- 9x	
	230	CSURI Tamas	92	98	93	93	91	93	560- 8x	
5		SD ALZAS ČAKOVEC	280	282	280	288	281	281	1692-36x	
	115	KRALJ Saša	95	94	94	96	96	97	572-18x	
	116	KOLARIĆ Božidar	94	95	93	97	94	90	563- 9x	
	117	TAKAČ Ivica	91	93	93	95	91	94	557- 9x	
6		SLOVENIA III	279	284	276	283	283	282	1687-31x	
	63	SIMONIČ Boštjan	96	94	93	94	94	93	564-12x	
	61	LJUBIČ Cveto	89	96	92	94	95	96	562-15x	
	62	TKALEC Peter	94	94	91	95	94	93	561- 4x	
7		HUNGARY II	282	279	281	278	281	275	1676-29x	
	107	PETŐCZ David	94	91	98	91	95	93	562-11x	
	206	CSIZMADIA András	97	95	93	94	94	89	562-10x	
	229	BORBELY Levente	91	93	90	93	92	93	552- 8x	

Rank	Bib No	Name	Series						Total	Remarks
			1	2	3	4	5	6		
8		FRANCE I	276	278	282	283	278	276	1673-37x	
	37	RONCATO Jean-Noel	92	93	96	94	95	93	563-12x	
	38	FAVIER Rémi	94	94	93	97	90	92	560-16x	
	39	BEAUVAIS Aymeric	90	91	93	92	93	91	550- 9x	
9		SLOVENIA II	277	276	277	278	273	277	1658-28x	
	85	STOJAK Sašo	94	96	96	96	94	95	571-13x	
	86	ČEPER Jože	93	94	91	95	90	91	554-10x	
	87	ŠIREC Tadej	90	86	90	87	89	91	533- 5x	
10		SD GROSUPLJE	275	270	277	278	274	279	1653-26x	
	237	IVANC Rok	92	92	94	91	92	92	553- 7x	
	238	JEROVŠEK Ignac	92	85	93	96	91	94	551- 6x	
	236	IVANC Franci	91	93	90	91	91	93	549-13x	

Protest Date / Time:

Summary

Number of athletes on this list: 30; Total number of athletes: 86; Total number of teams: 10

Legend

Bib No Bib Number

Version of 17 JAN 2015, 11:34

Q100000TA1701150830.1.AP60.0.001.pdf

B54F

1

Page 2 of 2

5C238AA8



MST RUŠE 2015

FINAL RESULTS

10m AIR RIFLE MEN




Ruše
SAT 17 JAN 2015, START TIME 08:30

Rk	Bib No	Name	Nat	1st Comp. Stage		2nd Competition Stage - Elimination						Total	Remarks
1	210	PÉNI István	HUN	32,2	63,5	84,9	105,8	127,1	148,2	168,7	189,9	210.6	
				10,6	10,5	10,7	10,3	10,7	10,2	10,3	10,6	10,5	
				10,8	10,3	10,7	10,6	10,6	10,9	10,2	10,6	10,2	
				10,8	10,5								
2	134	STEFANOVIĆ Milutin	SRB	31,4	63,0	83,6	104,5	125,4	145,9	167,2	186,8	207.7	
				10,4	10,2	10,6	10,2	10,4	10,5	10,7	10,0	10,3	
				10,6	10,8	10,0	10,7	10,5	10,0	10,6	9,6	10,6	
				10,4	10,6								
3	136	PEŠIĆ Dejan	SRB	30,9	62,1	83,2	102,8	123,7	144,4	165,9		186.3	
				10,3	10,0	10,6	9,7	10,4	10,1	10,7	10,2		
				10,0	10,8	10,5	9,9	10,5	10,6	10,8	10,2		
				10,6	10,4								
4	27	PETANJEK Borna	CRO	30,3	62,1	82,4	103,2	124,1	145,7			165.9	SO
				10,4	10,7	10,4	10,6	10,4	10,8	9,9			
				10,5	10,5	9,9	10,2	10,5	10,8	10,3			
				9,4	10,6								
5	51	MOIČEVIĆ Željko	SLO	30,2	61,1	82,1	103,4	123,5				143.5	
				9,7	9,9	10,6	10,8	10,1	10,0				
				10,0	10,3	10,4	10,5	10,0	10,0				
				10,5	10,7								
6	132	PLETIKOSIĆ Stevan	SRB	31,3	61,9	81,5	101,6					121.4	
				10,5	10,3	10,5	9,9	10,2					
				10,5	9,6	9,1	10,2	9,6					
				10,3	10,7								
7	133	SEBIĆ Milenko	SRB	30,3	60,6	81,1						101.5	
				9,3	9,7	10,7	10,2						
				10,7	10,1	9,8	10,2						
				10,3	10,5								
8	211	VERES Ádám	HUN	29,1	58,5							78.8	
				10,4	10,4	9,8							
				9,1	8,7	10,5							
				9,6	10,3								

Legend

4A9576AD

Bib No	Bib Number	Nat	Nation	Rk	Rank
SO	Athlete eliminated by Shoot-off for tie				



MST RUŠE 2015

RESULTS

10m AIR RIFLE MEN

Qualification

Ruše

SAT 17 JAN 2015, START TIME 08:30



Rank	FP	Bib No	Name	Nat	Team	Series						Total	Re m
						1	2	3	4	5	6		
1	4	134	STEFANOVIĆ Milutin	<u>SRB</u>	SERBIA	103.7	103.6	104.7	104.0	104.7	104.1	624.8	QF
2	36	132	PLETIKOSIĆ Stevan	<u>SRB</u>	SERBIA	103.2	103.1	105.1	104.5	103.9	104.7	624.5	QF
3	43	27	PETANJEK Borna	<u>CRO</u>		103.0	102.9	104.3	105.6	104.4	104.3	624.5	QF
4	23	133	SEBIĆ Milenko	<u>SRB</u>	SERBIA	104.0	103.1	105.2	103.8	104.1	104.1	624.3	QF
5	19	211	VERES Ádám	<u>HUN</u>	HUNGARY I	103.6	104.5	103.5	103.4	103.7	104.0	622.7	QF
6	11	210	PÉNI István	<u>HUN</u>	HUNGARY I	105.6	101.7	103.3	104.2	102.7	104.8	622.3	QF
7	30	136	PEŠIĆ Dejan	<u>SRB</u>		102.5	104.0	103.5	102.2	103.9	104.8	620.9	QF
8	8	51	MOIČEVIĆ Željko	<u>SLO</u>	SLOVENIA I	101.5	103.1	103.2	104.7	103.8	103.8	620.1	QF
9	29	184	KAPAS Istvan	<u>HUN</u>	HUNGARY II	103.3	104.2	102.4	104.4	102.4	102.3	619.0	
10	25	23	PEKLER Zalan	<u>HUN</u>	HUNGARY II	102.6	103.1	102.4	101.0	103.9	104.8	617.8	
11	27	149	KOVAČEVIĆ Lazar	<u>SRB</u>		102.4	103.6	103.2	103.3	104.4	100.9	617.8	
12	13	185	NAGY Sandor	<u>HUN</u>	HUNGARY II	101.8	103.1	102.7	104.0	104.3	101.4	617.3	
13	18	52	MARKOJA Robert	<u>SLO</u>	SLOVENIA I	102.3	103.0	101.8	103.8	103.3	102.7	616.9	
14	7	22	SOMOGYI Peter	<u>HUN</u>	HUNGARY I	101.8	102.9	103.3	103.8	102.8	102.3	616.9	
15	44	24	VAS Peter	<u>HUN</u>	HUNGARY III	104.3	103.4	103.7	101.5	102.0	101.8	616.7	
16	39	57	ŠUMAK Jan	<u>SLO</u>	SLOVENIA II	103.4	101.8	102.4	101.3	103.9	102.7	615.5	
17	5	55	DEBEVEC Rajmond	<u>SLO</u>	SLOVENIA I	100.8	102.7	104.2	101.6	103.4	102.5	615.2	
18	24	54	ČERNI Mitja	<u>SLO</u>		103.0	101.7	101.5	101.3	104.3	102.8	614.6	
19	13	8	RAVNIKAR Vilijem	<u>SLO</u>		100.2	105.3	101.7	101.3	103.6	102.0	614.1	
20	14	190	KRSTINIĆ Andrej	<u>CRO</u>		101.0	102.2	101.3	101.2	104.4	102.8	612.9	
21	21	198	SMOLJANIĆ Goran	<u>CRO</u>	CROATIA	100.8	102.3	103.3	103.1	100.8	102.6	612.9	
22	35	183	BUKOVŠZKY Peter	<u>HUN</u>	HUNGARY III	101.2	103.5	101.2	104.2	101.3	101.5	612.9	
23	20	56	PIRIH Maj	<u>SLO</u>	SLOVENIA II	102.0	102.2	103.0	100.1	101.7	103.0	612.0	
24	41	111	VRANČIĆ Karlo	<u>CRO</u>		100.7	101.5	102.8	102.9	101.4	102.6	611.9	
25	9	148	JOVANOVIĆ Stevan	<u>SRB</u>		103.3	102.0	101.3	100.5	103.0	101.7	611.8	
26	1	159	KOVACS Csaba	<u>HUN</u>	HUNGARY III	101.0	101.6	99.5	103.9	102.9	102.4	611.3	
27	6	147	MILOVANOVIĆ Andrija	<u>SRB</u>		100.3	101.0	102.4	101.2	103.7	102.4	611.0	
28	3	12	ZIŠKO Dušan	<u>SLO</u>		99.4	99.1	102.0	102.9	102.7	104.3	610.4	
29	37	53	JODL Benjamin	<u>SLO</u>	SLOVENIA II	100.8	102.1	100.9	103.3	101.7	101.6	610.4	
30	18	82	KOLENC Jan	<u>SLO</u>	SLOVENIA III	100.2	102.1	102.2	102.1	100.7	103.0	610.3	
31	31	79	KELENC Žan	<u>SLO</u>	SLOVENIA III	100.8	99.8	104.2	102.0	100.5	102.0	609.3	
32	2	197	HIŽAK Ivan	<u>CRO</u>	CROATIA	101.8	100.6	102.4	103.0	101.0	100.4	609.2	
33	26	173	MAUČEC Uroš	<u>SLO</u>	SD ŠTEFAN KO	102.0	100.8	100.9	103.4	103.1	98.2	608.4	
34	15	4	GOTOVINA Gregor	<u>SLO</u>		105.1	99.9	99.8	101.9	100.0	101.4	608.1	

Rank	FP	Bib No	Name	Nat	Team	Series						Total	Rem
						1	2	3	4	5	6		
35	16	179	BLAŽKE Robert	SLO		99.0	102.2	101.3	102.0	100.8	102.5	607.8	
36	16	80	ŠORN Maksimiljan	SLO		103.8	100.9	101.3	97.7	101.9	102.0	607.6	
37	17	81	PETELINEK Jakob	<u>SLO</u>	SLOVENIA III	99.8	101.5	102.2	100.6	100.9	101.9	606.9	
38	14	161	ADLEŠIČ Jernej	SLO		98.9	100.4	102.7	100.5	100.6	103.6	606.7	
39	12	199	ADAMOVIČ Goran	<u>CRO</u>	CROATIA	100.8	99.8	102.7	101.0	102.0	100.1	606.4	
40	38	109	KRPAN Domagoj	CRO		99.4	99.8	101.1	100.9	103.0	101.1	605.3	
41	28	178	POTRČ Simon	SLO		97.7	100.9	100.1	103.8	101.0	101.7	605.2	
42	17	135	KADUNC Maj	SLO		101.8	100.8	99.6	104.1	98.8	99.6	604.7	
43	15	13	ZELKO Samo	SLO		100.4	102.5	97.2	100.3	103.3	100.9	604.6	
44	33	174	MAUČEC Gregor	<u>SLO</u>	SD ŠTEFAN KO	99.0	100.6	100.6	102.7	100.5	100.7	604.1	
45	12	235	BARIČ Matic	SLO		100.3	98.9	100.8	102.4	99.3	101.8	603.5	
46	34	90	ILIĆ Veljko	SRB		101.6	102.2	99.6	101.0	99.2	97.9	601.5	
47	10	175	ŽALIK Tadej	<u>SLO</u>	SD ŠTEFAN KO	99.7	101.0	99.6	100.4	100.1	100.1	600.9	
48	19	83	KANDARE Erik	SLO		101.6	100.0	97.9	100.5	99.8	99.3	599.1	
49	42	9	POTOČNIK Grega	SLO		99.7	97.3	100.9	102.1	98.3	100.7	599.0	
50	22	176	DRAŠKOVIČ Aljoša	SLO		99.5	98.4	98.2	99.2	102.0	97.9	595.2	
51	20	177	MAUČEC Avguštin	SLO		97.1	98.4	101.1	98.5	99.8	99.5	594.4	
	1	3	PINTER Tibor	HUN									DNS

Protest Date / Time:

Summary

Number of athletes on this list: 52; Total number of athletes: 84; Total number of teams: 9

Legend

D545CA4E

Team Member
Nat Nation

Bib No Bib Number
QF Qualified for Finals

FP
Rem

Firing Point
Remarks


Version of 17 JAN 2015, 14:48

Q1000001A1701150830.1.AR60.0.001.pdf

B54F

4

Page 2 of 2



MST RUŠE 2015
RESULTS
10m AIR RIFLE MEN
TEAM

Ruše

SAT 17 JAN 2015, START TIME 08:30



Rank	Bib No	Name	Series						Total	Remarks
			1	2	3	4	5	6		
1		SERBIA	310.9	309.8	315.0	312.3	312.7	312.9	1873.6	
	134	STEFANOVIĆ Milutin	103.7	103.6	104.7	104.0	104.7	104.1	624.8	
	132	PLETIKOSIĆ Stevan	103.2	103.1	105.1	104.5	103.9	104.7	624.5	
	133	SEBIĆ Milenko	104.0	103.1	105.2	103.8	104.1	104.1	624.3	
2		HUNGARY I	311.0	309.1	310.1	311.4	309.2	311.1	1861.9	
	211	VERES Ádám	103.6	104.5	103.5	103.4	103.7	104.0	622.7	
	210	PÉNI István	105.6	101.7	103.3	104.2	102.7	104.8	622.3	
	22	SOMOGYI Peter	101.8	102.9	103.3	103.8	102.8	102.3	616.9	
3		HUNGARY II	307.7	310.4	307.5	309.4	310.6	308.5	1854.1	
	184	KAPAS Istvan	103.3	104.2	102.4	104.4	102.4	102.3	619.0	
	23	PEKLER Zalan	102.6	103.1	102.4	101.0	103.9	104.8	617.8	
	185	NAGY Sandor	101.8	103.1	102.7	104.0	104.3	101.4	617.3	
4		SLOVENIA I	304.6	308.8	309.2	310.1	310.5	309.0	1852.2	
	51	MOIČEVIĆ Željko	101.5	103.1	103.2	104.7	103.8	103.8	620.1	
	52	MARKOJA Robert	102.3	103.0	101.8	103.8	103.3	102.7	616.9	
	55	DEBEVEC Rajmond	100.8	102.7	104.2	101.6	103.4	102.5	615.2	
5		HUNGARY III	306.5	308.5	304.4	309.6	306.2	305.7	1840.9	
	24	VAS Peter	104.3	103.4	103.7	101.5	102.0	101.8	616.7	
	183	BUKOVSKY Peter	101.2	103.5	101.2	104.2	101.3	101.5	612.9	
	159	KOVACS Csaba	101.0	101.6	99.5	103.9	102.9	102.4	611.3	
6		SLOVENIA II	306.2	306.1	306.3	304.7	307.3	307.3	1837.9	
	57	ŠUMAK Jan	103.4	101.8	102.4	101.3	103.9	102.7	615.5	
	56	PIRIH Maj	102.0	102.2	103.0	100.1	101.7	103.0	612.0	
	53	JODL Benjamin	100.8	102.1	100.9	103.3	101.7	101.6	610.4	
7		CROATIA	303.4	302.7	308.4	307.1	303.8	303.1	1828.5	
	198	SMOLJANIĆ Goran	100.8	102.3	103.3	103.1	100.8	102.6	612.9	
	197	HIŽAK Ivan	101.8	100.6	102.4	103.0	101.0	100.4	609.2	
	199	ADAMOVIĆ Goran	100.8	99.8	102.7	101.0	102.0	100.1	606.4	

Rank	Bib No	Name	Series						Total	Remarks
			1	2	3	4	5	6		
8		SLOVENIA III	300.8	303.4	308.6	304.7	302.1	306.9	1826.5	
	82	KOLENC Jan	100.2	102.1	102.2	102.1	100.7	103.0	610.3	
	79	KELENC Žan	100.8	99.8	104.2	102.0	100.5	102.0	609.3	
	81	PETELINEK Jakob	99.8	101.5	102.2	100.6	100.9	101.9	606.9	
9		SD ŠTEFAN KOVAČ TURNIŠČE	300.7	302.4	301.1	306.5	303.7	299.0	1813.4	
	173	MAUČEC Uroš	102.0	100.8	100.9	103.4	103.1	98.2	608.4	
	174	MAUČEC Gregor	99.0	100.6	100.6	102.7	100.5	100.7	604.1	
	175	ŽALIK Tadej	99.7	101.0	99.6	100.4	100.1	100.1	600.9	

Protest Date / Time:

Summary

Number of athletes on this list: 27; Total number of athletes: 84; Total number of teams: 9

Legend

9293B280

Bib No **Bib Number**

Version of 17 JAN 2015, 14:48

Q100000TA1701150830.1.AR60.0.001.pdf

B54F

4


Page 2 of 2



MST RUŠE 2015

FINAL RESULTS

10m AIR PISTOL WOMEN



Ruše
SAT 17 JAN 2015, START TIME 08:30

Rk	Bib No	Name	Nat	1st Comp. Stage		2nd Competition Stage - Elimination						Total	Remarks
1	155	ARUNOVIĆ Zorana	SRB	29,5	59,0	79,5	99,7	120,4	141,1	161,0	180,7	200,0	
				10,3	9,9	10,3	10,7	10,1	10,7	10,2	9,3	9,2	
				9,1	10,3	10,2	9,5	10,6	10,0	9,7	10,4	10,1	
				10,1	9,3								
2	225	EGRI Viktoria	HUN	29,6	60,9	79,9	98,3	118,8	138,1	157,6	177,6	197,1	
				9,7	10,5	9,2	10,5	10,7	9,6	10,6	9,6	9,3	
				9,4	10,7	9,8	7,9	9,8	9,7	8,9	10,4	10,2	
				10,5	10,1								
3	43	SHING Ho Ching	HKG	29,3	60,0	80,6	101,2	116,8	136,4	156,1		176,6	
				10,1	10,1	10,2	10,3	8,9	9,7	9,3	10,1		
				9,6	10,7	10,4	10,3	6,7	9,9	10,4	10,4		
				9,6	9,9								
4	74	KOLMAN Mojca	SLO	28,7	58,4	78,3	96,7	117,2	137,1			155,9	
				10,7	10,5	9,9	9,0	10,1	10,4	8,7			
				9,2	9,7	10,0	9,4	10,4	9,5	10,1			
				8,8	9,5								
5	202	NEMES Adrienn	HUN	28,4	57,5	76,0	94,9	115,4				134,0	
				9,7	9,7	10,0	9,8	10,3	9,7				
				10,1	9,2	8,5	9,1	10,2	8,9				
				8,6	10,2								
6	49	PEREGLIN Valentina	CRO	29,6	56,0	75,4	94,1					114,4	
				10,4	8,5	9,8	10,3	9,7					
				9,9	8,5	9,6	8,4	10,6					
				9,3	9,4								
7	224	ALMASSY Dora	HUN	27,2	55,2	75,3						94,1	SO
				9,0	9,5	10,2	10,2						
				8,3	10,0	9,9	8,6						
				9,9	8,5								
8	156	VELIČKOVIĆ Bobana	SRB	26,5	55,0							75,1	
				9,8	9,0	10,4							
				9,3	9,1	9,7							
				7,4	10,4								

Legend

FE59A4A9

Bib No Bib Number
SO Athlete eliminated by Shoot-off for tie

Nat Nation

Rk Rank



MST RUŠE 2015
RESULTS
10m AIR PISTOL WOMEN
Qualification

Ruše
SAT 17 JAN 2015, START TIME 08:30



Rank	FP	Bib No	Name	Nat	Team	Series				Total	Remarks
						1	2	3	4		
1	43	156	VELIČKOVIĆ Bobana	<u>SRB</u>	SERBIA I	96	97	96	98	387-16x	QF
2	36	155	ARUNOVIĆ Zorana	<u>SRB</u>	SERBIA I	95	95	96	96	382-12x	QF
3	35	202	NEMES Adrienn	<u>HUN</u>	HUNGARY	95	94	96	95	380- 6x	QF
4	25	224	ALMASSY Dora	<u>HUN</u>	HUNGARY	91	97	95	95	378-11x	QF
5	9	74	KOLMAN Mojca	<u>SLO</u>	SLOVENIA I	94	94	94	96	378- 6x	QF
6	1	49	PEREGLIN Valentina	CRO		97	90	96	93	376- 7x	QF
7	7	43	SHING Ho Ching	HKG		94	91	94	96	375- 8x	QF
8	31	225	EGRI Viktoria	<u>HUN</u>	HUNGARY	91	92	94	97	374- 9x	QF
9	38	157	GRGIĆ Jasmina	<u>SRB</u>	SERBIA II	94	95	93	92	374- 7x	
10	28	234	TKALEC Jagoda	<u>SLO</u>	SLOVENIA II	97	92	93	90	372-11x	
11	6	97	TKALEC Vesna	SLO		89	95	90	96	370- 9x	
12	37	227	MIHALKO Nikoleta	HUN		96	95	91	88	370- 8x	
13	41	76	RAUŠL Majda	<u>SLO</u>	SLOVENIA I	95	90	90	95	370- 7x	
14	30	158	ZARIĆ Brankica	<u>SRB</u>	SERBIA I	93	90	91	95	369- 6x	
15	39	77	PREZELJ Irena	<u>SLO</u>	SLOVENIA II	94	91	91	91	367- 7x	
16	34	41	BAURES Manon	<u>FRA</u>	FRANCE	92	94	90	90	366- 9x	
17	3	73	DOBRAVEC Petra	<u>SLO</u>	SLOVENIA I	92	93	92	88	365- 7x	
18	23	75	VODEB Katja	<u>SLO</u>	SLOVENIA II	87	93	92	93	365- 5x	
19	33	226	KOKAI Reka	HUN		89	93	91	90	363- 4x	
20	22	50	KOZUMPLIK Valentina	CRO		90	94	90	88	362- 4x	
21	44	42	CHEVALIER Alexandra	<u>FRA</u>	FRANCE	84	90	92	93	359- 7x	
22	26	99	ŽUPANC Vesna	SLO		88	93	89	87	357- 6x	
23	32	126	ALEKSIĆ Lea	<u>SRB</u>	SERBIA II	86	88	90	90	354- 5x	
24	4	40	MERLET Clara	<u>FRA</u>	FRANCE	91	83	90	89	353- 4x	
25	21	98	PREZELJ Anja	SLO		86	92	87	87	352- 3x	
26	2	105	AUPRICH Katja	AUT		92	92	79	88	351- 4x	
27	5	144	ALENTIJEV Ana	<u>SRB</u>	SERBIA II	89	84	89	88	350- 4x	
28	27	223	TODOROVIĆ Ana	SRB		91	84	86	88	349- 4x	
		108	HLEBEC Zlatka	CRO							DNS



MST RUŠE 2015
RESULTS
10m AIR PISTOL WOMEN
TEAM

Ruše
SAT 17 JAN 2015, START TIME 08:30



Rank	Bib No	Name	Series				Total	Remarks
			1	2	3	4		
1		SERBIA I	284	282	283	289	1138-34x	
	156	VELIČKOVIĆ Bobana	96	97	96	98	387-16x	
	155	ARUNOVIĆ Zorana	95	95	96	96	382-12x	
	158	ZARIĆ Brankica	93	90	91	95	369- 6x	
2		HUNGARY	277	283	285	287	1132-26x	
	202	NEMES Adrienn	95	94	96	95	380- 6x	
	224	ALMASSY Dora	91	97	95	95	378-11x	
	225	EGRI Viktoria	91	92	94	97	374- 9x	
3		SLOVENIA I	281	277	276	279	1113-20x	
	74	KOLMAN Mojca	94	94	94	96	378- 6x	
	76	RAUŠL Majda	95	90	90	95	370- 7x	
	73	DOBRAVEC Petra	92	93	92	88	365- 7x	
4		SLOVENIA II	278	276	276	274	1104-23x	
	234	TKALEC Jagoda	97	92	93	90	372-11x	
	77	PREZELJ Irena	94	91	91	91	367- 7x	
	75	VODEB Katja	87	93	92	93	365- 5x	
5		FRANCE	267	267	272	272	1078-20x	
	41	BAURES Manon	92	94	90	90	366- 9x	
	42	CHEVALIER Alexandra	84	90	92	93	359- 7x	
	40	MERLET Clara	91	83	90	89	353- 4x	
6		SERBIA II	269	267	272	270	1078-16x	
	157	GRGIĆ Jasmina	94	95	93	92	374- 7x	
	126	ALEKSIĆ Lea	86	88	90	90	354- 5x	
	144	ALENTIJEV Ana	89	84	89	88	350- 4x	

Protest Date / Time:

Summary

Number of athletes on this list: 18; Total number of athletes: 41; Total number of teams: 6

Legend

Bib No **Bib Number**


4D82D918



MST RUŠE 2015

FINAL RESULTS

10m AIR RIFLE WOMEN



Ruše
SAT 17 JAN 2015, START TIME 08:30

Rk	Bib No	Name	Nat	1st Comp. Stage		2nd Competition Stage - Elimination						Total	Remarks
1	138	ARSOVIĆ Andrea	SRB	30,2	61,6	82,0	102,0	123,3	144,4	165,3	186,4	206.8	
				10,3	10,2	10,0	9,7	10,4	10,8	10,3	10,7	10,3	
				10,3	10,6	10,4	10,3	10,9	10,3	10,6	10,4	10,1	
				9,6	10,6								
2	128	PEJČIĆ Snježana	CRO	31,6	61,8	82,2	103,5	124,2	144,3	164,8	185,1	205.5	
				10,7	10,1	9,8	10,5	10,3	10,4	10,0	10,5	10,3	
				10,7	10,3	10,6	10,8	10,4	9,7	10,5	9,8	10,1	
				10,2	9,8								
3	15	PEREC Tanja	CRO	30,8	61,7	82,2	102,6	122,9	143,9	164,9		185.0	
				10,3	10,8	10,5	10,3	9,7	10,5	10,3	10,0		
				10,2	10,6	10,0	10,1	10,6	10,5	10,7	10,1		
				10,3	9,5								
4	140	ŽIVKOVIĆ Jelena	SRB	30,3	61,2	82,5	103,0	123,7	144,3			164.4	
				9,5	10,3	10,9	10,1	10,8	10,2	9,7			
				10,3	10,3	10,4	10,4	9,9	10,4	10,4			
				10,5	10,3								
5	231	TOMA Dorina	HUN	29,2	60,9	81,1	101,2	122,1				142.9	
				10,4	10,9	10,2	10,1	10,6	10,4				
				8,9	10,6	10,0	10,0	10,3	10,4				
				9,9	10,2								
6	137	MAKSIMOVIĆ Ivana	SRB	29,6	60,7	81,0	101,5					121.8	
				9,2	10,3	10,4	10,5	10,0					
				10,3	10,4	9,9	10,0	10,3					
				10,1	10,4								
7	207	MISKOLCZI Julianna	HUN	30,5	60,5	79,8						100.0	
				9,4	9,7	9,6	10,3						
				10,5	10,2	9,7	9,9						
				10,6	10,1								
8	208	HANAK Gabriella	HUN	29,7	59,4							79.1	
				10,3	10,0	10,2							
				9,7	9,6	9,5							
				9,7	10,1								

Legend

D3624BDB

Bib No Bib Number

Nat Nation

Rk

Rank

Version of 17 JAN 2015, 17:07

F0000001A1701151645.1.AR40.0.001.pdf

B54F

3


Page 1 of 1



MST RUŠE 2015
RESULTS
10m AIR RIFLE WOMEN
Qualification

Ruše

SAT 17 JAN 2015, START TIME 08:30



Rank	FP	Bib No	Name	Nat	Team	Series				Total	Remarks
						1	2	3	4		
1	27	140	ŽIVKOVIĆ Jelena	SRB		104.6	105.8	103.2	104.8	418.4	QF
2	43	231	TOMA Dorina	HUN	HUNGARY	104.2	103.7	105.9	102.8	416.6	QF
3	11	15	PEREC Tanja	CRO	CROATIA	103.6	103.8	103.5	104.8	415.7	QF
4	13	137	MAKSIMOVIĆ Ivana	SRB	SERBIA	104.1	103.1	104.3	103.5	415.0	QF
5	17	128	PEJČIĆ Snježana	CRO	CROATIA	102.4	104.4	104.8	103.4	415.0	QF
6	35	138	ARSOVIĆ Andrea	SRB	SERBIA	102.4	103.6	104.9	103.7	414.6	QF
7	10	207	MISKOLCZI Julianna	HUN	HUNGARY	103.9	104.5	103.3	102.7	414.4	QF
8	15	208	HANAK Gabriella	HUN		102.9	104.8	103.7	102.6	414.0	QF
9	5	66	KUHARIČ Urška	SLO	SLOVENIA I	104.7	102.3	102.7	104.2	413.9	
10	25	44	KOLARIK Tijana	SRB		102.4	102.5	104.1	103.5	412.5	
11	42	139	TODOROVIĆ Dragana	SRB	SERBIA	103.4	102.8	103.9	102.4	412.5	
12	41	164	KOBILŠEK Ana	CRO		101.9	102.0	104.4	103.8	412.1	
13	37	142	BABIĆ Milica	SRB		101.7	102.8	104.1	103.1	411.7	
14	34	70	MUHIČ Živa	SLO	SLOVENIA I	102.4	104.8	103.0	101.3	411.5	
15	19	141	BISERČIĆ Katarina	SRB		103.0	103.3	102.2	102.8	411.3	
16	29	143	VUKAŠINOVIĆ Sanja	SRB		102.8	102.1	104.3	101.9	411.1	
17	21	130	RADULOVIĆ Nina	SRB		103.1	100.7	102.1	104.9	410.8	
18	4	200	KOVACS Sanja	CRO	CROATIA	103.2	104.1	101.5	101.9	410.7	
19	38	233	MIKEC Melissa	ESA		103.0	102.5	101.8	103.1	410.4	
20	16	146	MARIĆ Ivana	SRB		102.2	101.9	102.4	103.4	409.9	
21	32	145	BANJAC Tatjana	SRB		101.9	103.0	102.0	102.7	409.6	
22	30	92	LAZAR Lia	SLO	SLOVENIA II	104.9	101.9	99.9	102.6	409.3	
23	26	209	GASPAR Lalita	HUN		104.0	101.5	102.5	101.2	409.2	
24	44	129	BERIĆ Maša	CRO		103.5	102.1	100.6	102.8	409.0	
25	7	71	JUVAN Nina	SLO	SLOVENIA III	103.1	101.0	102.2	101.7	408.0	
26	33	25	SZIYY Katinka	HUN	HUNGARY	100.8	103.4	102.2	101.5	407.9	
27	22	91	JEROVŠEK Klavdija	SLO	SLOVENIA II	103.4	101.1	100.7	101.8	407.0	
28	18	68	BENČINA Sonja	SLO	SLOVENIA III	102.3	100.4	103.7	100.6	407.0	
29	9	67	PUFIČ Klavdija	SLO	SLOVENIA I	101.2	102.3	101.4	100.8	405.7	
30	3	14	RATNIK Saša Marija	SLO		99.4	101.8	102.2	102.1	405.5	
31	36	96	PLAVČAK Teja	SLO	SLOVENIA II	101.1	101.4	100.8	101.7	405.0	
32	28	95	LUKIĆ Suzana	SLO		97.1	101.5	102.7	101.9	403.2	

Rank	FP	Bib No	Name	Nat	Team	Series				Total	Remarks
						1	2	3	4		
33	12	160	JAVORAC Saša	SLO		100.9	100.7	99.7	100.0	401.3	
34	40	69	VERNIK Petra	<u>SLO</u>	SLOVENIA III	102.5	97.3	99.9	101.2	400.9	
35	24	93	NAPRET Mateja	SLO		99.8	98.5	100.1	102.1	400.5	
36	14	167	PAVLAKOVIĆ Danijela	CRO		101.1	99.3	99.6	100.2	400.2	
37	2	7	ŽUŽA Vida	SLO		100.7	98.2	99.9	99.6	398.4	
38	8	110	JURKOVIĆ Matea	CRO		98.7	99.6	99.7	100.3	398.3	
39	39	189	CVRTILA Vedrana	CRO		98.6	100.3	99.8	97.7	396.4	
40	11	182	HRAŠOVEC Urška	<u>SLO</u>	SD I.POHORSKI BATAL	102.9	99.6	95.6	97.5	395.6	
41	1	94	ČERNI Tamara	SLO		100.3	100.6	94.7	99.9	395.5	
42	23	166	LONČARIĆ Andrea	CRO		99.3	96.9	99.8	98.8	394.8	
43	6	300	BUČAK Nastja	<u>SLO</u>	SD I.POHORSKI BATAL	97.3	98.3	99.1	96.7	391.4	
44	31	188	MILČETIĆ Martina	CRO		99.6	98.2	96.4	96.6	390.8	
45	20	181	STRNAD Adrijana	<u>SLO</u>	SD I.POHORSKI BATAL	94.0	100.5	98.3	93.8	386.6	
	1	3	PINTER Tibor	HUN							
		112	TODOROVIĆ Tiha	SRB							DNS

Protest Date / Time:

Summary

Number of athletes on this list: 47; Total number of athletes: 87; Total number of teams: 7

Legend

Team Member Bib No Bib Number DNS Did Not Start
 Firing Point Nat Nation QF Qualified for Finals

Version of 17 JAN 2015, 13:00

Q0000001A1701150830.1.AR40.0.001.pdf

B54F

3

Page 2 of 2

ECFB9FC2



MST RUŠE 2015
RESULTS
10m AIR RIFLE WOMEN
TEAM

Ruše

SAT 17 JAN 2015, START TIME 08:30



Rank	Bib No	Name	Series				Total	Remarks
			1	2	3	4		
1		SERBIA	309.9	309.5	313.1	309.6	1242.1	
	137	MAKSIMOVIĆ Ivana	104.1	103.1	104.3	103.5	415.0	
	138	ARSOVIĆ Andrea	102.4	103.6	104.9	103.7	414.6	
	139	TODOROVIĆ Dragana	103.4	102.8	103.9	102.4	412.5	
2		CROATIA	309.2	312.3	309.8	310.1	1241.4	
	15	PEREC Tanja	103.6	103.8	103.5	104.8	415.7	
	128	PEJČIĆ Snježana	102.4	104.4	104.8	103.4	415.0	
	200	KOVACS Sanja	103.2	104.1	101.5	101.9	410.7	
3		HUNGARY	308.9	311.6	311.4	307.0	1238.9	
	231	TOMA Dorina	104.2	103.7	105.9	102.8	416.6	
	207	MISKOLCZI Julianna	103.9	104.5	103.3	102.7	414.4	
	25	SZIYY Katinka	100.8	103.4	102.2	101.5	407.9	
4		SLOVENIA I	308.3	309.4	307.1	306.3	1231.1	
	66	KUHARIČ Urška	104.7	102.3	102.7	104.2	413.9	
	70	MUHIČ Živa	102.4	104.8	103.0	101.3	411.5	
	67	PUFIČ Klavdija	101.2	102.3	101.4	100.8	405.7	
5		SLOVENIA II	309.4	304.4	301.4	306.1	1221.3	
	92	LAZAR Lia	104.9	101.9	99.9	102.6	409.3	
	91	JEROVŠEK Klavdija	103.4	101.1	100.7	101.8	407.0	
	96	PLAVČAK Teja	101.1	101.4	100.8	101.7	405.0	
6		SLOVENIA III	307.9	298.7	305.8	303.5	1215.9	
	71	JUVAN Nina	103.1	101.0	102.2	101.7	408.0	
	68	BENČINA Sonja	102.3	100.4	103.7	100.6	407.0	
	69	VERNIK Petra	102.5	97.3	99.9	101.2	400.9	
7		SD I. POHORSKI BATALJON	294.2	298.4	293.0	288.0	1173.6	
	182	HRAŠOVEC Urška	102.9	99.6	95.6	97.5	395.6	
	300	BUČAK Nastja	97.3	98.3	99.1	96.7	391.4	
	181	STRNAD Adrijana	94.0	100.5	98.3	93.8	386.6	



GRAND PRIX RUŠE 2015

FINAL RESULTS

10m AIR PISTOL MEN



Ruše
SUN 18 JAN 2015, START TIME 08:30



Rk	Bib No	Name	Nat	1st Comp. Stage		2nd Competition Stage - Elimination						Total	Remarks
1	60	VENTA Kevin	SLO	29,3	59,5	78,4	98,2	119,0	138,7	158,8	179,3	198,3	
				9,9	9,4	9,5	9,8	10,2	10,4	9,2	10,0	9,5	
				10,4	10,6	9,4	10,0	10,6	9,3	10,9	10,5	9,5	
				9,0	10,2								
2	151	GRGIĆ Dimitrije	SRB	28,7	58,7	78,6	98,2	118,9	138,3	157,8	177,7	196,3	
				8,9	9,6	10,2	10,1	10,5	10,2	9,5	9,4	8,9	
				10,8	10,5	9,7	9,5	10,2	9,2	10,0	10,5	9,7	
				9,0	9,9								
3	11	CINDRIĆ Vlado	CRO	29,8	59,6	77,2	97,3	117,4	137,5	156,0		176,2	
				10,9	10,2	10,3	10,4	9,8	10,4	9,4	9,8		
				9,7	9,8	7,3	9,7	10,3	9,7	9,1	10,4		
				9,2	9,8								
4	193	KAČAVENDA Uroš	CRO	28,7	59,6	78,7	97,6	117,5	137,3			155,2	
				9,0	10,7	9,2	8,8	9,6	10,3	9,5			
				10,6	9,9	9,9	10,1	10,3	9,5	8,4			
				9,1	10,3								
5	204	TÁTRAI Miklós	HUN	29,2	55,3	75,5	95,3	115,1				135,1	
				9,0	9,5	10,4	9,7	9,7	10,1				
				10,1	8,8	9,8	10,1	10,1	9,9				
				10,1	7,8								
6	150	MIKEC Damir	SRB	27,5	57,3	76,7	96,0					113,9	
				7,9	10,4	8,9	10,2	7,5					
				9,2	9,0	10,5	9,1	10,4					
				10,4	10,4								
7	35	FOUQUET Florian	FRA	26,3	54,9	75,2						93,8	
				10,6	9,8	10,6	8,9						
				7,6	9,0	9,7	9,7						
				8,1	9,8								
8	36	CHAMPAGNAT Antoine	FRA	27,1	55,3							73,2	
				8,7	9,7	8,5							
				10,3	8,2	9,4							
				8,1	10,3								

Legend

A07C99A9

Bib No Bib Number

Nat Nation

Rk

Rank

Version of 18 JAN 2015, 17:56

F1000001A1801151720.1.AP60.0.001.pdf

B54F

2

Page 1 of 1



GRAND PRIX RUŠE 2015

RESULTS

10m AIR PISTOL MEN

Qualification

Ruše

SUN 18 JAN 2015, START TIME 08:30



Rank	FP	Bib No	Name	Nat	Team	Series						Total	Re m
						1	2	3	4	5	6		
1	37	204	TÁTRAI Miklós	<u>HUN</u>	HUNGARY I	99	94	98	97	96	98	582-20x	QF
2	28	150	MIKEC Damir	SRB	SERBIA	97	96	96	99	94	98	580-17x	QF
3	4	151	GRGIĆ Dimitrije	SRB	SERBIA	96	97	96	95	98	97	579-22x	QF
4	14	193	KAČAVENDA Uroš	CRO		96	98	97	95	96	95	577-21x	QF
5	19	60	VENTA Kevin	<u>SLO</u>	SLOVENIA	98	98	99	92	93	94	574-13x	QF
6	43	11	CINDRIĆ Vlado	CRO		97	96	96	93	97	94	573-18x	QF
7	7	36	CHAMPAGNAT Antoine	<u>FRA</u>	FRANCE II	97	93	97	94	96	96	573-17x	QF
8	42	35	FOUQUET Florian	<u>FRA</u>	FRANCE II	94	96	94	94	97	97	572-17x	QF
9	26	191	TUZINSKY Juraj	SVK		96	95	94	94	97	96	572-11x	
10	40	58	KUNŠEK Blaž	<u>SLO</u>	SLOVENIA	94	98	92	95	96	96	571-19x	
11	26	205	ANTAL Balázs	<u>HUN</u>	HUNGARY I	96	95	92	94	95	99	571-13x	
12	11	152	ZLATIC Andrija	SRB		93	97	96	97	94	93	570-21x	
13	33	34	PERIE Mathieu	<u>FRA</u>	FRANCE II	94	95	96	96	95	93	569-13x	
14	31	104	AUPRICH Andreas	AUT		93	98	99	92	95	92	569-13x	
15	41	230	CSURI Tamas	<u>HUN</u>	HUNGARY I	96	93	94	97	93	95	568-17x	
16	21	153	PETROV Dusko	SRB		96	94	95	94	95	94	568-15x	
17	12	65	KOVAČEVIĆ Josip	<u>CRO</u>	SD KONČA	94	96	96	97	93	92	568-14x	
18	3	106	REBERNIG Erwin	AUT		95	98	91	96	95	93	568-10x	
19	20	221	KRIŠTO Ante	CRO		88	95	97	95	95	98	568- 9x	
20	44	107	PETÖCZ David	<u>HUN</u>	HUNGARY I	93	96	92	97	92	97	567-12x	
21	6	85	STOJAK Sašo	<u>SLO</u>	SLOVENIA	93	95	96	95	95	92	566-15x	
22	5	72	ŠPIRELJA Saša	<u>CRO</u>	SD KONČA	91	96	92	97	95	95	566-14x	
23	18	18	CIGLARIČ Aleksander	SLO		93	95	93	98	90	96	565-16x	
24	23	47	ZORKO Aljaž	SLO		91	95	94	95	95	95	565-14x	
25	13	196	CAM Ömer	TUR		95	95	91	98	96	89	564-15x	
26	18	194	ČELIĆ Leon Luka	CRO		93	93	94	94	94	96	564-14x	
27	14	86	ČEPER Jože	SLO		96	97	93	93	91	94	564- 9x	
28	29	127	MANCE Dario	CRO		94	92	96	94	93	94	563-17x	
29	35	5	SZABO Bela	HUN		98	89	94	95	90	97	563-11x	
30	36	58	REPIČ Rožle	SLO		93	93	96	93	93	95	563- 7x	
31	27	222	POSAVEC Željko	CRO		97	91	94	94	91	95	562-10x	
32	30	62	TKALEC Peter	SLO		94	95	97	92	91	93	562- 8x	
33	24	61	LJUBIČ Cveto	SLO		92	94	93	92	94	96	561-12x	
34	9	63	SIMONIČ Boštjan	SLO		94	98	90	92	93	92	559-13x	

Rank	FP	Bib No	Name	Nat	Team	Series						Total	Rem
						1	2	3	4	5	6		
35	24	206	CSIZMADIA András	<u>HUN</u>	HUNGARY I	95	90	88	93	97	96	559-12x	
36	15	39	BEAUVAIS Aymeric	<u>FRA</u>	FRANCE I	95	93	93	94	93	91	559-12x	
37	38	38	FAVIER Rémi	<u>FRA</u>	FRANCE I	91	94	93	91	94	96	559- 9x	
38	17	187	VUJIĆ Zoran	SRB		95	93	93	92	93	93	559- 9x	
39	27	20	PUČKO Rok	SLO		90	94	94	89	95	96	558-18x	
40	13	48	VIGNJEVIĆ Nenad	SLO		95	93	98	95	88	89	558-14x	
41	30	237	IVANC Rok	<u>SLO</u>	SD GROSU	93	90	93	93	93	96	558- 6x	
42	15	100	MIHOLIČ Miran	SLO		94	95	91	93	92	92	557-17x	
43	21	238	JEROVŠEK Ignac	<u>SLO</u>	SD GROSU	92	92	92	95	93	93	557-10x	
44	1	10	CINDRIĆ Matija	CRO		91	93	92	92	93	95	556-15x	
45	8	180	GRAMNJAK Boris	CRO		97	91	90	95	91	92	556- 7x	
46	25	122	LAZIĆ Tomislav	CRO		89	96	95	92	93	90	555- 7x	
47	25	16	SIMONIČ Simon	SLO		86	96	97	95	89	91	554-11x	
48	16	78	BELANČIĆ Anton	<u>CRO</u>	SD KONČA	91	92	95	91	92	92	553- 8x	
49	12	236	IVANC Franci	<u>SLO</u>	SD GROSU	93	92	95	90	89	93	552-14x	
50	20	89	UŠENIČNIK Luka	SLO		89	94	93	92	95	89	552-11x	
51	22	37	RONCATO Jean-Noel	<u>FRA</u>	FRANCE I	92	92	93	93	93	89	552-11x	
52	39	229	BORBELY Levente	<u>HUN</u>	HUNGARY I	94	91	96	91	89	90	551- 8x	
53	19	45	BRUNŠEK Andrej	SLO		88	91	90	91	98	93	551- 4x	
54	16	84	PŠAJD Ludvik	SLO		91	92	93	93	94	87	550-13x	
55	17	87	ŠIREC Tadej	SLO		89	91	91	91	92	93	547- 8x	
56	2	186	JOVANOVIĆ Srđan	SRB		95	90	87	93	93	88	546- 9x	
57	22	88	ROŽMAN David	SLO		91	92	96	91	87	88	545- 9x	
58	29	21	VESENJAK Gregor	SLO		90	85	88	90	85	91	529- 3x	
59	28	19	PEVEC Teodor	SLO		87	83	83	77	82	85	497- 3x	
	1	15	PEREC Tanja	CRO									
		123	BLAŽEVIĆ Tomislav	CRO									DSQ
		2	NEMETH Ferenc	HUN									DNS

Protest Date / Time:

Summary

Number of athletes on this list: 62; Total number of athletes: 87; Total number of teams: 7

DSQ Athlete 123 BLAŽEVIĆ Tomislav (CRO) - ISSF Rule 6.7.9.1 post competition test

Legend

86F21999

—	Team Member	Bib No	Bib Number	DNS	Did Not Start
DSQ	Disqualified	FP	Firing Point	Nat	Nation
QF	Qualified for Finals	Rem	Remarks		



GRAND PRIX RUŠE 2015

RESULTS

10m AIR PISTOL MEN

TEAM

Ruše

SUN 18 JAN 2015, START TIME 08:30



Rank	Bib No	Name	Series						Total	Remarks
			1	2	3	4	5	6		
1		SERBIA	286	290	288	291	286	288	1729-60x	
	150	MIKEC Damir	97	96	96	99	94	98	580-17x	
	151	GRGIĆ Dimitrije	96	97	96	95	98	97	579-22x	
	152	ZLATIĆ Andrija	93	97	96	97	94	93	570-21x	
2		HUNGARY I	291	282	284	288	284	292	1721-50x	
	204	TÁTRAI Miklós	99	94	98	97	96	98	582-20x	
	205	ANTAL Balázs	96	95	92	94	95	99	571-13x	
	230	CSURI Tamas	96	93	94	97	93	95	568-17x	
3		FRANCE II	285	284	287	284	288	286	1714-47x	
	36	CHAMPAGNAT Antoine	97	93	97	94	96	96	573-17x	
	35	FOUQUET Florian	94	96	94	94	97	97	572-17x	
	34	PERIE Mathieu	94	95	96	96	95	93	569-13x	
4		SLOVENIA	285	291	287	282	284	282	1711-47x	
	60	VENTA Kevin	98	98	99	92	93	94	574-13x	
	58	KUNŠEK Blaž	94	98	92	95	96	96	571-19x	
	85	STOJAK Sašo	93	95	96	95	95	92	566-15x	
5		SD KONČAR ZAGREB 1786	276	284	283	285	280	279	1687-36x	
	65	KOVAČEVIĆ Josip	94	96	96	97	93	92	568-14x	
	72	ŠPIRELJA Saša	91	96	92	97	95	95	566-14x	
	78	BELANČIĆ Anton	91	92	95	91	92	92	553- 8x	
6		HUNGARY II	282	277	276	281	278	283	1677-32x	
	107	PETŐCZ David	93	96	92	97	92	97	567-12x	
	206	CSIZMADIA András	95	90	88	93	97	96	559-12x	
	229	BORBELY Levente	94	91	96	91	89	90	551- 8x	
7		FRANCE I	278	279	279	278	280	276	1670-32x	
	39	BEAUVAIS Aymeric	95	93	93	94	93	91	559-12x	
	38	FAVIER Rémi	91	94	93	91	94	96	559- 9x	
	37	RONCATO Jean-Noel	92	92	93	93	93	89	552-11x	

Rank	Bib No	Name	Series						Total	Remarks
			1	2	3	4	5	6		
8		SD GROSUPLJE	278	274	280	278	275	282	1667-30x	
	237	IVANC Rok	93	90	93	93	93	96	558-6x	
	238	JEROVŠEK Ignac	92	92	92	95	93	93	557-10x	
	236	IVANC Franci	93	92	95	90	89	93	552-14x	

Protest Date / Time:

Summary

Number of athletes on this list: 24; Total number of athletes: 87; Total number of teams: 8

Legend

B3A8DAB2

Bib No **Bib Number**

Version of 18 JAN 2015, 13:06

Q100000TA1801150830.1.AP60.0.001.pdf

B54F

2

Page 2 of 2



GRAND PRIX RUŠE 2015

FINAL RESULTS

10m AIR RIFLE MEN



Ruše
SUN 18 JAN 2015, START TIME 08:30

Rk	Bib No	Name	Nat	1st Comp. Stage		2nd Competition Stage - Elimination						Total	Remarks
1	212	SIDI Péter	HUN	31,8	62,7	83,7	104,8	125,1	145,6	166,0	186,8	207,5	
				10,9	10,3	10,7	10,4	10,4	10,1	10,1	10,2	10,1	
				10,1	10,1	10,3	10,7	9,9	10,4	10,3	10,6	10,6	
				10,8	10,5								
2	210	PÉNI István	HUN	31,0	61,5	83,1	104,8	126,0	146,6	167,2	187,3	207,3	
				10,0	9,6	10,9	10,9	10,7	10,6	10,1	10,0	10,2	
				10,4	10,4	10,7	10,8	10,5	10,0	10,5	10,1	9,8	
				10,6	10,5								
3	134	STEFANOVIĆ Milutin	SRB	31,1	62,5	82,2	103,6	124,4	145,6	165,2		186,0	
				10,2	10,1	10,1	10,6	10,3	10,5	9,8	10,8		
				10,2	10,5	9,6	10,8	10,5	10,7	9,8	10,0		
				10,7	10,8								
4	133	SEBIĆ Milenko	SRB	31,2	61,3	82,7	102,9	123,3	143,3			163,1	
				10,5	9,6	10,9	10,1	9,8	9,7	10,0			
				10,2	10,1	10,5	10,1	10,6	10,3	9,8			
				10,5	10,4								
5	55	DEBEVEC Rajmond	SLO	30,3	60,1	81,2	101,9	122,4				142,6	
				10,8	9,3	10,4	10,6	10,0	10,0				
				9,9	10,0	10,7	10,1	10,5	10,2				
				9,6	10,5								
6	219	ČERINA Marin	CRO	29,5	59,7	80,7	101,7					122,0	
				9,7	9,8	10,5	10,7	9,9					
				10,0	10,5	10,5	10,3	10,4					
				9,8	9,9								
7	27	PETANJEK Borna	CRO	29,5	60,4	80,3						100,8	
				10,1	10,7	10,2	10,3						
				9,6	10,3	9,7	10,2						
				9,8	9,9								
8	132	PLETIKOSIĆ Stevan	SRB	29,8	59,5							79,9	
				9,8	10,0	10,6							
				9,9	9,7	9,8							
				10,1	10,0								

Legend

D27DEC48

Bib No Bib Number

Nat Nation

Rk

Rank

Version of 18 JAN 2015, 19:33

F1000001A1801151900.1.AR60.0.001.pdf

B54F

4

Page 1 of 1




GRAND PRIX RUŠE 2015

RESULTS 10m AIR RIFLE MEN

Qualification

Ruše

SUN 18 JAN 2015, START TIME 08:30



Rank	FP	Bib No	Name	Nat	Team	Series						Total	Re m
						1	2	3	4	5	6		
1	34	212	SIDI Péter	<u>HUN</u>	HUNGARY I	103.6	104.5	105.1	104.8	103.8	104.7	626.5	QF
2	9	27	PETANJEK Borna	<u>CRO</u>	CROATIA I	104.7	104.4	105.3	104.6	104.7	102.5	626.2	QF
3	11	219	ČERINA Marin	CRO		104.6	105.6	104.5	104.4	102.9	103.8	625.8	QF
4	31	134	STEFANOVIĆ Milutin	<u>SRB</u>	SERBIA I	104.7	103.9	104.6	103.6	105.6	103.1	625.5	QF
5	10	133	SEBIĆ Milenko	<u>SRB</u>	SERBIA I	104.2	104.8	103.8	105.0	104.6	102.3	624.7	QF
6	21	210	PÉNI István	<u>HUN</u>	HUNGARY I	104.5	102.3	103.9	105.0	104.4	103.9	624.0	QF
7	12	132	PLETIKOSIĆ Stevan	<u>SRB</u>	SERBIA I	103.5	104.7	103.6	104.8	103.0	104.0	623.6	QF
8	32	55	DEBEVEC Rajmond	<u>SLO</u>	SLOVENIA II	103.8	103.4	103.5	102.4	104.7	105.6	623.4	QF
9	16	136	PEŠIĆ Dejan	<u>SRB</u>	SERBIA II	104.2	103.2	103.6	104.4	104.5	103.5	623.4	
10	5	52	MARKOJA Robert	<u>SLO</u>	SLOVENIA I	103.9	102.4	104.1	106.1	104.7	101.9	623.1	
11	30	211	VERES Ádám	<u>HUN</u>	HUNGARY I	102.0	104.1	102.9	104.7	103.7	104.7	622.1	
12	8	184	KAPAS Istvan	<u>HUN</u>	HUNGARY II	105.2	101.2	105.0	103.5	103.9	102.4	621.2	
13	38	51	MOIČEVIĆ Željko	<u>SLO</u>	SLOVENIA I	104.4	100.8	102.7	104.3	103.8	104.6	620.6	
14	1	23	PEKLER Zalan	<u>HUN</u>	HUNGARY II	102.4	104.1	103.1	105.1	103.7	102.0	620.4	
15	35	217	GORŠA Petar	<u>CRO</u>	CROATIA I	104.0	103.1	101.9	102.8	103.9	104.0	619.7	
16	29	17	NOVOSELAC Ivan	CRO		104.5	102.6	101.2	104.7	103.0	103.7	619.7	
17	39	22	SOMOGYI Peter	<u>HUN</u>	HUNGARY II	103.3	102.3	103.5	103.1	104.6	102.6	619.4	
18	26	149	KOVAČEVIĆ Lazar	<u>SRB</u>	SERBIA II	102.8	103.6	102.7	103.9	104.3	101.1	618.4	
19	33	6	ĐURKOVIĆ Bojan	<u>CRO</u>	CROATIA I	102.8	102.6	104.2	103.9	104.0	100.8	618.3	
20	42	185	NAGY Sandor	<u>HUN</u>	HUNGARY III	101.6	102.5	103.9	103.3	103.2	102.7	617.2	
21	24	24	VAS Peter	<u>HUN</u>	HUNGARY III	101.6	102.9	101.7	104.3	103.2	102.5	616.2	
22	17	33	TOMAŠEVIĆ Denis	CRO		103.7	100.4	103.7	102.9	102.6	102.6	615.9	
23	36	57	ŠUMAK Jan	<u>SLO</u>	SLOVENIA I	102.6	103.1	102.7	100.9	100.2	105.4	614.9	
24	43	26	MIKULJAN Andrija	CRO		100.3	104.2	102.5	102.0	102.8	103.0	614.8	
25	27	171	OBOROVEČKI Martin	CRO		103.7	101.5	103.1	99.1	104.9	102.4	614.7	
26	36	159	KOVACS Csaba	HUN		100.1	103.8	102.4	103.5	102.3	102.3	614.4	
27	44	31	HORVAT Tadej	SLO		101.8	102.3	104.2	102.2	102.9	100.8	614.2	
28	13	53	JODL Benjamin	SLO		104.0	101.7	102.7	101.2	100.6	102.9	613.1	
29	28	148	JOVANOVIĆ Stevan	SRB		101.3	101.7	101.5	102.9	101.6	103.8	612.8	
30	44	179	BLAŽKE Robert	SLO		102.2	101.0	103.1	101.5	102.2	102.6	612.6	
31	38	56	PIRIH Maj	<u>SLO</u>	SLOVENIA II	103.4	102.1	101.2	102.5	101.5	101.9	612.6	
32	4	131	DOVČ Andraž	SLO		102.1	103.0	99.7	104.7	99.8	102.4	611.7	
33	37	178	POTRČ Simon	SLO		100.6	102.9	102.1	101.7	102.8	101.6	611.7	
34	42	235	BARIČ Matic	SLO		102.5	101.4	103.6	100.7	100.4	102.5	611.1	

Rank	FP	Bib No	Name	Nat	Team	Series						Total	Re m
						1	2	3	4	5	6		
35	14	190	KRSTINIĆ Andrej	CRO		103.4	101.0	100.7	102.0	100.7	102.9	610.7	
36	15	90	ILIĆ Veljko	SRB		102.3	101.8	101.6	100.0	103.7	101.0	610.4	
37	23	147	MILOVANOVIĆ Andrija	<u>SRB</u>	SERBIA II	100.9	101.2	103.4	101.4	100.6	102.6	610.1	
38	40	8	RAVNIKAR Vilijem	SLO		101.8	99.8	101.9	104.2	100.8	101.6	610.1	
39	34	81	PETELINEK Jakob	SLO		100.2	102.5	102.0	101.3	102.9	101.0	609.9	
40	22	218	BRINSKI Filip	CRO		103.0	101.6	99.7	101.9	102.4	100.9	609.5	
41	18	183	BUKOVŠZKY Peter	<u>HUN</u>	HUNGARY III	101.5	101.6	101.8	101.6	101.6	101.1	609.2	
42	35	175	ŽALIK Tadej	SLO		101.0	101.8	101.0	101.9	102.6	99.3	607.6	
43	40	82	KOLENC Jan	SLO		103.7	99.9	99.8	100.9	101.4	101.1	606.8	
44	25	9	POTOČNIK Grega	SLO		102.1	102.3	100.9	102.0	100.7	98.7	606.7	
45	2	4	GOTOVINA Gregor	SLO		98.3	101.2	101.9	100.4	101.7	102.8	606.3	
46	7	79	KELENC Žan	SLO		100.8	102.5	102.3	100.7	99.8	99.3	605.4	
47	19	54	ČERNI Mitja	<u>SLO</u>	SLOVENIA II	99.8	101.4	99.0	101.7	101.3	102.1	605.3	
48	41	161	ADLEŠIČ Jernej	SLO		98.5	103.7	98.1	103.3	99.8	100.8	604.2	
49	6	118	BOBOTIČ Vanja	CRO		100.4	99.4	101.2	101.9	101.5	99.7	604.1	
50	31	174	MAUČEC Gregor	SLO		100.8	101.6	101.3	100.4	97.0	102.9	604.0	
51	43	80	ŠORN Maksimiljan	SLO		99.4	102.5	100.9	102.9	95.2	102.5	603.4	
52	32	83	KANDARE Erik	SLO		98.9	103.7	97.7	98.7	102.1	102.2	603.3	
53	20	119	DUNAJ Viktor Lovro	CRO		102.2	100.1	101.2	98.0	100.4	100.5	602.4	
54	45	239	KADUNC Maj	SLO		98.5	102.3	102.5	96.3	99.6	98.8	598.0	
55	33	177	MAUČEC Avguštin	SLO		96.1	99.7	100.2	99.7	100.0	99.8	595.5	
56	39	176	DRAŠKOVIČ Aljoša	SLO		99.6	100.1	98.8	93.7	96.1	97.6	585.9	
57	3	301	ŠIROVNIK Domen	SLO		94.8	94.3	96.1	95.3	95.8	96.4	572.7	
58	41	302	GOJKOŠEK Žan	SLO		98.0	95.4	91.7	93.4	96.1	95.3	569.9	
59	37	101	MODRUŠIĆ David A.	CRO		95.0	88.2	92.7	96.5	92.8	95.9	561.1	

Protest Date / Time:

Summary

Number of athletes on this list: 59; Total number of athletes: 90; Total number of teams: 8

Legend

A965218A

Team Member
Nat Nation

Bib No Bib Number
QF Qualified for Finals

FP
Rem

Firing Point
Remarks

Version of 18 JAN 2015, 16:23

Q1000001A1801150830.1.AR60.0.001.pdf

B54F

4

Page 2 of 2





GRAND PRIX RUŠE 2015

RESULTS 10m AIR RIFLE MEN TEAM

Ruše

SUN 18 JAN 2015, START TIME 08:30



Rank	Bib No	Name	Series						Total	Remarks
			1	2	3	4	5	6		
1		SERBIA I	312.4	313.4	312.0	313.4	313.2	309.4	1873.8	
	134	STEFANOVIĆ Milutin	104.7	103.9	104.6	103.6	105.6	103.1	625.5	
	133	SEBIĆ Milenko	104.2	104.8	103.8	105.0	104.6	102.3	624.7	
	132	PLETIKOSIĆ Stevan	103.5	104.7	103.6	104.8	103.0	104.0	623.6	
2		HUNGARY I	310.1	310.9	311.9	314.5	311.9	313.3	1872.6	
	212	SIDI Péter	103.6	104.5	105.1	104.8	103.8	104.7	626.5	
	210	PÉNI István	104.5	102.3	103.9	105.0	104.4	103.9	624.0	
	211	VERES Ádám	102.0	104.1	102.9	104.7	103.7	104.7	622.1	
3		CROATIA I	311.5	310.1	311.4	311.3	312.6	307.3	1864.2	
	27	PETANJEK Borna	104.7	104.4	105.3	104.6	104.7	102.5	626.2	
	217	GORŠA Petar	104.0	103.1	101.9	102.8	103.9	104.0	619.7	
	6	ĐURKOVIĆ Bojan	102.8	102.6	104.2	103.9	104.0	100.8	618.3	
4		HUNGARY II	310.9	307.6	311.6	311.7	312.2	307.0	1861.0	
	184	KAPAS Istvan	105.2	101.2	105.0	103.5	103.9	102.4	621.2	
	23	PEKLER Zalan	102.4	104.1	103.1	105.1	103.7	102.0	620.4	
	22	SOMOGYI Peter	103.3	102.3	103.5	103.1	104.6	102.6	619.4	
5		SLOVENIA I	310.9	306.3	309.5	311.3	308.7	311.9	1858.6	
	52	MARKOJA Robert	103.9	102.4	104.1	106.1	104.7	101.9	623.1	
	51	MOIČEVIĆ Željko	104.4	100.8	102.7	104.3	103.8	104.6	620.6	
	57	ŠUMAK Jan	102.6	103.1	102.7	100.9	100.2	105.4	614.9	
6		SERBIA II	307.9	308.0	309.7	309.7	309.4	307.2	1851.9	
	136	PEŠIĆ Dejan	104.2	103.2	103.6	104.4	104.5	103.5	623.4	
	149	KOVAČEVIĆ Lazar	102.8	103.6	102.7	103.9	104.3	101.1	618.4	
	147	MILOVANOVIĆ Andrija	100.9	101.2	103.4	101.4	100.6	102.6	610.1	
7		HUNGARY III	304.7	307.0	307.4	309.2	308.0	306.3	1842.6	
	185	NAGY Sandor	101.6	102.5	103.9	103.3	103.2	102.7	617.2	
	24	VAS Peter	101.6	102.9	101.7	104.3	103.2	102.5	616.2	
	183	BUKOVSKY Peter	101.5	101.6	101.8	101.6	101.6	101.1	609.2	

Rank	Bib No	Name	Series						Total	Remarks
			1	2	3	4	5	6		
8		SLOVENIA II	307.0	306.9	303.7	306.6	307.5	309.6	1841.3	
	55	DEBEVEC Rajmond	103.8	103.4	103.5	102.4	104.7	105.6	623.4	
	56	PIRIH Maj	103.4	102.1	101.2	102.5	101.5	101.9	612.6	
	54	ČERNI Mitja	99.8	101.4	99.0	101.7	101.3	102.1	605.3	
9		SD I.POHORSKI BATALJON	304.4	305.6	307.1	306.8	305.6	307.9	1837.4	
	53	JODL Benjamin	104.0	101.7	102.7	101.2	100.6	102.9	613.1	
	179	BLAŽKE Robert	102.2	101.0	103.1	101.5	102.2	102.6	612.6	
	178	POTRČ Simon	100.6	102.9	102.1	101.7	102.8	101.6	611.7	

Protest Date / Time:

Summary

Number of athletes on this list: 27; Total number of athletes: 90; Total number of teams: 9

Legend

Bib No Bib Number

424DC838

Version of 18 JAN 2015, 16:26

Q100000TA1801150830.1.AR60.0.001.pdf

B54F

4

Page 2 of 2



GRAND PRIX RUŠE 2015

FINAL RESULTS

10m AIR PISTOL WOMEN



Ruše
SUN 18 JAN 2015, START TIME 08:30



Rk	Bib No	Name	Nat	1st Comp. Stage		2nd Competition Stage - Elimination							Total	Remarks
1	155	ARUNOVIĆ Zorana	SRB	29,6	60,6	81,3	101,8	122,6	142,3	160,8	182,1	202.1		
				10,3	10,1	10,6	10,5	10,2	10,7	9,9	10,8	9,4		
				9,5	10,3	10,1	10,0	10,6	9,0	8,6	10,5	10,6		
				9,8	10,6									
2	29	PERVAN Vladka	CRO	30,6	61,4	80,7	100,1	119,7	140,5	161,3	181,5	201.2		
				10,2	10,5	9,1	9,2	9,6	10,5	10,6	10,1	10,2		
				9,8	10,3	10,2	10,2	10,0	10,3	10,2	10,1	9,5		
				10,6	10,0									
3	225	EGRI Viktoria	HUN	30,5	60,0	80,4	101,0	120,7	139,6	158,7		177.7		
				10,6	10,4	10,1	10,4	10,5	10,3	9,3	8,5			
				10,4	9,8	10,3	10,2	9,2	8,6	9,8	10,5			
				9,5	9,3									
4	156	VELIČKOVIĆ Bobana	SRB	28,5	58,3	78,9	98,0	117,0	137,9			156.7		
				9,7	9,9	10,7	9,2	9,1	10,4	9,6				
				8,9	10,4	9,9	9,9	9,9	10,5	9,2				
				9,9	9,5									
5	73	DOBRAVEC Petra	SLO	29,6	59,9	80,0	100,1	118,3				135.6		
				10,2	9,9	9,7	9,8	9,2	7,6					
				9,8	10,6	10,4	10,3	9,0	9,7					
				9,6	9,8									
6	220	MAROVIĆ Marija	CRO	29,1	59,2	78,9	97,1					114.9		
				9,9	10,0	10,5	9,2	7,9						
				9,6	10,6	9,2	9,0	9,9						
				9,6	9,5									
7	202	NEMES Adrienn	HUN	28,4	57,0	74,4						92.7		
				10,4	9,1	9,1	9,4							
				8,6	10,0	8,3	8,9							
				9,4	9,5									
8	75	VODEB Katja	SLO	25,5	52,8							72.6		
				7,4	8,7	9,8								
				8,3	10,1	10,0								
				9,8	8,5									

Legend

5BFC4644

Bib No Bib Number

Nat Nation

Rk

Rank

Version of 18 JAN 2015, 17:12

F0000001A1801151630.1.AP40.0.001.pdf

B54F

1

Page 1 of 1



GRAND PRIX RUŠE 2015

RESULTS

10m AIR PISTOL WOMEN

Qualification



Ruše
SUN 18 JAN 2015, START TIME 08:30



Rank	FP	Bib No	Name	Nat	Team	Series				Total	Remarks
						1	2	3	4		
1	6	155	ARUNOVIĆ Zorana	<u>SRB</u>	SERBIA I	96	96	96	98	386-15x	QF
2	8	29	PERVAN Vladka	<u>CRO</u>	SD KONČAR	96	98	94	97	385-14x	QF
3	9	202	NEMES Adrienn	<u>HUN</u>	HUNGARY	94	99	95	96	384-10x	QF
4	37	73	DOBRAVEC Petra	<u>SLO</u>	SLOVENIA	95	94	97	95	381-10x	QF
5	14	156	VELIČKOVIĆ Bobana	<u>SRB</u>	SERBIA I	96	97	95	93	381- 9x	QF
6	15	75	VODEB Katja	SLO		95	92	96	96	379- 7x	QF
7	10	220	MAROVIĆ Marija	CRO		97	91	93	96	377- 8x	QF
8	11	225	EGRI Viktoria	<u>HUN</u>	HUNGARY	95	96	91	94	376-10x	QF
9	12	158	ZARIĆ Brankica	<u>SRB</u>	SERBIA II	90	98	90	97	375-10x	
10	29	74	KOLMAN Mojca	<u>SLO</u>	SLOVENIA	95	91	94	95	375- 6x	
11	20	234	TKALEC Jagoda	SLO		92	96	92	94	374-12x	
12	2	157	GRGIĆ Jasmina	<u>SRB</u>	SERBIA I	95	91	94	94	374- 8x	
13	39	97	TKALEC Vesna	SLO		94	91	96	92	373- 8x	
14	34	32	VRBEK Kristina	<u>CRO</u>	SD KONČAR	91	91	94	95	371- 6x	
15	32	195	LUČIĆ Martina	CRO		95	90	92	93	370-10x	
16	3	108	HLEBEC Zlatka	CRO		94	90	91	94	369- 8x	
17	25	42	CHEVALIER Alexandra	<u>FRA</u>	FRANCE	93	92	91	93	369- 6x	
18	36	40	MERLET Clara	<u>FRA</u>	FRANCE	93	92	93	90	368- 6x	
19	41	144	ALENTIJEV Ana	<u>SRB</u>	SERBIA II	95	91	86	95	367- 6x	
20	5	41	BAURES Manon	<u>FRA</u>	FRANCE	90	93	91	93	367- 6x	
21	13	226	KOKAI Reka	HUN		88	90	96	92	366- 8x	
22	16	124	SKELEDŽIJA Lana	CRO		96	96	87	87	366- 5x	
23	24	224	ALMASSY Dora	<u>HUN</u>	HUNGARY	90	94	89	92	365- 4x	
24	4	76	RAUŠL Majda	<u>SLO</u>	SLOVENIA	91	93	92	87	363- 6x	
25	27	227	MIHALKO Nikoleta	HUN		92	91	85	93	361- 4x	
26	19	30	VARAT Lara	<u>CRO</u>	SD KONČAR	89	89	92	91	361- 2x	
27	7	77	PREZELJ Irena	SLO		86	93	91	88	358- 6x	
28	38	105	AUPRICH Katja	AUT		91	86	90	91	358- 1x	
29	40	125	MOHR Kristina	CRO		94	92	90	81	357- 6x	
30	30	126	ALEKSIĆ Lea	<u>SRB</u>	SERBIA II	91	86	88	92	357- 2x	
31	28	223	TODOROVIĆ Ana	SRB		87	89	87	92	355- 4x	
32	26	98	PREZELJ Anja	SLO		88	85	87	87	347- 4x	
33	17	99	ŽUPANC Vesna	SLO		81	82	89	87	339- 4x	
		43	SHING Ho Ching	HKG							DNS



GRAND PRIX RUŠE 2015
RESULTS
10m AIR PISTOL WOMEN
TEAM
Ruše
SUN 18 JAN 2015, START TIME 08:30



Rank	Bib No	Name	Series				Total	Remarks
			1	2	3	4		
1		SERBIA I	287	284	285	285	1141-32x	
	155	ARUNOVIĆ Zorana	96	96	96	98	386-15x	
	156	VELIČKOVIĆ Bobana	96	97	95	93	381- 9x	
	157	GRGIĆ Jasmina	95	91	94	94	374- 8x	
2		HUNGARY	279	289	275	282	1125-24x	
	202	NEMES Adrienn	94	99	95	96	384-10x	
	225	EGRI Viktoria	95	96	91	94	376-10x	
	224	ALMASSY Dora	90	94	89	92	365- 4x	
3		SLOVENIA	281	278	283	277	1119-22x	
	73	DOBRAVEC Petra	95	94	97	95	381-10x	
	74	KOLMAN Mojca	95	91	94	95	375- 6x	
	76	RAUŠL Majda	91	93	92	87	363- 6x	
4		SD KONČAR ZAGREB 1786	276	278	280	283	1117-22x	
	29	PERVAN Vladka	96	98	94	97	385-14x	
	32	VRBEK Kristina	91	91	94	95	371- 6x	
	30	VARAT Lara	89	89	92	91	361- 2x	
5		FRANCE	276	277	275	276	1104-18x	
	42	CHEVALIER Alexandra	93	92	91	93	369- 6x	
	40	MERLET Clara	93	92	93	90	368- 6x	
	41	BAURES Manon	90	93	91	93	367- 6x	
6		SERBIA II	276	275	264	284	1099-18x	
	158	ZARIĆ Brankica	90	98	90	97	375-10x	
	144	ALENTIJEV Ana	95	91	86	95	367- 6x	
	126	ALEKSIĆ Lea	91	86	88	92	357- 2x	

Protest Date / Time:

Summary

Number of athletes on this list: 18; Total number of athletes: 38; Total number of teams: 6

Legend

Bib No **Bib Number**

B8D56ACE



GRAND PRIX RUŠE 2015

FINAL RESULTS

10m AIR RIFLE WOMEN



Ruše
SUN 18 JAN 2015, START TIME 08:30



Rk	Bib No	Name	Nat	1st Comp. Stage		2nd Competition Stage - Elimination						Total	Remarks
1	138	ARSOVIĆ Andrea	SRB	31,2	63,4	83,8	105,0	125,5	146,4	167,3	188,4	209.3	
				10,1	10,9	9,8	10,7	10,1	10,2	10,7	10,8	10,7	
				10,5	10,9	10,6	10,5	10,4	10,7	10,2	10,3	10,2	
				10,6	10,4								
2	140	ŽIVKOVIĆ Jelena	SRB	31,0	62,8	83,5	104,0	124,6	143,7	164,8	185,3	206.2	
				10,7	10,5	10,4	10,3	10,4	9,3	10,4	10,7	10,2	
				10,2	10,6	10,3	10,2	10,2	9,8	10,7	9,8	10,7	
				10,1	10,7								
3	214	ZELJKOVIĆ Marta	CRO	30,6	61,9	82,6	103,3	123,6	143,8	164,5		184.3	
				10,5	10,6	10,6	10,4	10,2	10,0	10,8	10,4		
				9,4	10,1	10,1	10,3	10,1	10,2	9,9	9,4		
				10,7	10,6								
4	128	PEJČIĆ Snježana	CRO	31,0	61,6	81,6	102,2	122,8	142,6			163.0	
				10,2	10,5	10,2	10,2	10,8	10,2	10,1			
				9,9	10,3	9,8	10,4	9,8	9,6	10,3			
				10,9	9,8								
5	130	RADULOVIĆ Nina	SRB	30,3	60,1	79,9	101,0	121,8				141.6	
				10,1	10,4	9,5	10,5	10,4	10,0				
				10,1	9,9	10,3	10,6	10,4	9,8				
				10,1	9,5								
6	15	PEREC Tanja	CRO	30,0	60,9	80,3	100,7					121.6	
				9,9	10,0	9,9	10,1	10,6					
				10,1	10,5	9,5	10,3	10,3					
				10,0	10,4								
7	25	SZIJJ Katinka	HUN	29,9	61,5	80,5						99.8	
				10,8	10,4	9,5	9,9						
				9,9	10,5	9,5	9,4						
				9,2	10,7								
8	139	TODOROVIĆ Dragana	SRB	29,9	59,5							79.4	
				9,7	9,4	10,4							
				10,1	10,2	9,5							
				10,1	10,0								

Legend

Bib No Bib Number

Nat Nation

Rk

Rank

4445723D

Version of 18 JAN 2015, 18:46

F0000001A1801151810.1.AR40.0.001.pdf

B54F

3

Page 1 of 1




GRAND PRIX RUŠE 2015

RESULTS

10m AIR RIFLE WOMEN

Qualification



Ruše

SUN 18 JAN 2015, START TIME 08:30



Rank	FP	Bib No	Name	Nat	Team	Series				Total	Remarks
						1	2	3	4		
1	9	138	ARSOVIĆ Andrea	<u>SRB</u>	SERBIA I	105.1	104.7	104.6	104.9	419.3	QF
2	41	128	PEJČIĆ Snježana	<u>CRO</u>	CROATIA I	102.9	105.0	105.0	105.3	418.2	QF
3	15	139	TODOROVIĆ Dragana	<u>SRB</u>	SERBIA II	103.8	104.1	104.6	104.8	417.3	QF
4	18	15	PEREC Tanja	<u>CRO</u>	CROATIA I	104.8	104.0	103.9	104.1	416.8	QF
5	34	140	ŽIVKOVIĆ Jelena	<u>SRB</u>	SERBIA I	102.0	104.9	104.1	104.1	415.1	QF
6	24	25	SZIYY Katinka	HUN		105.5	102.8	102.7	104.0	415.0	QF
7	11	214	ZELJKOVIĆ Marta	<u>CRO</u>	SD DALMACIJACEMEN	104.5	103.1	103.3	103.5	414.4	QF
8	5	130	RADULOVIĆ Nina	SRB		103.7	103.8	104.4	102.2	414.1	QF
9	39	120	GUSTIN Valentina	CRO		102.5	101.7	104.5	105.3	414.0	
10	1	142	BABIĆ Milica	SRB		103.5	102.8	103.8	103.8	413.9	
11	6	162	BABIĆ Ivana	CRO		104.1	103.9	102.7	102.9	413.6	
12	17	208	HANAK Gabriella	<u>HUN</u>	HUNGARY	103.4	101.1	103.6	105.1	413.2	
13	13	143	VUKAŠINOVIĆ Sanja	<u>SRB</u>	SERBIA II	103.0	104.4	103.9	101.6	412.9	
14	21	207	MISKOLCZI Julianna	<u>HUN</u>	HUNGARY	103.6	103.1	103.3	102.7	412.7	
15	14	164	KOBILŠEK Ana	<u>CRO</u>	CROATIA I	101.7	103.9	103.7	103.3	412.6	
16	3	209	GASPAR Lalita	HUN		101.9	103.8	103.3	103.5	412.5	
17	10	129	BERIĆ Maša	CRO		102.5	103.1	102.8	103.7	412.1	
18	7	70	MUHIČ Živa	<u>SLO</u>	SLOVENIA	103.7	102.6	101.6	103.9	411.8	
19	28	141	BISERČIĆ Katarina	<u>SRB</u>	SERBIA II	101.9	103.9	103.4	102.3	411.5	
20	25	216	VUKADIN Danijela	<u>CRO</u>	SD DALMACIJACEMEN	103.5	102.1	103.4	102.1	411.1	
21	44	146	MARIĆ Ivana	SRB		100.4	103.7	103.2	103.0	410.3	
22	19	145	BANJAC Tatjana	SRB		102.3	102.0	103.7	102.0	410.0	
23	36	44	KOLARIK Tijana	SRB		104.7	100.1	101.2	103.6	409.6	
24	22	68	BENČINA Sonja	SLO		103.9	101.3	102.3	101.8	409.3	
25	42	233	MIKEC Melissa	ESA		103.1	100.4	102.8	102.8	409.1	
26	6	91	JEROVŠEK Klavdija	SLO		103.3	101.3	102.1	102.3	409.0	
27	23	71	JUVAN Nina	<u>SLO</u>	SLOVENIA	101.4	102.9	103.1	101.4	408.8	
28	38	137	MAKSIMOVIĆ Ivana	<u>SRB</u>	SERBIA I	101.1	102.4	103.2	101.9	408.6	
29	26	67	PUFIČ Klavdija	SLO		102.0	104.0	101.3	99.5	406.8	
30	29	213	PAVLIČ Sandra	<u>CRO</u>	SD DALMACIJACEMEN	101.8	100.2	102.5	101.7	406.2	
31	3	92	LAZAR Lia	SLO		99.1	103.4	101.2	101.8	405.5	
32	2	69	VERNIK Petra	SLO		101.1	103.8	101.4	99.2	405.5	
33	2	103	DRAKULIĆ Sanja	CRO		100.1	103.3	100.8	101.1	405.3	

Rank	FP	Bib No	Name	Nat	Team	Series				Total	Remarks
						1	2	3	4		
34	32	66	KUHARIČ Urška	<u>SLO</u>	SLOVENIA	100.9	100.8	100.7	102.4	404.8	
35	10	96	PLAVČAK Teja	SLO		101.0	102.8	102.1	98.4	404.3	
36	35	102	JOVANOVIĆ Miroslava	CRO		100.2	100.5	100.8	102.5	404.0	
37	37	165	KOVAČ Ina	CRO		101.9	102.9	96.8	102.1	403.7	
38	12	168	HRŠAK Petra	<u>CRO</u>	CROATIA II	102.4	100.0	100.9	100.3	403.6	
39	7	160	JAVORAC Saša	SLO		100.1	96.6	102.3	102.6	401.6	
40	33	163	LONČARIĆ Lorena	CRO		100.7	102.0	98.8	99.7	401.2	
41	23	181	STRNAD Adrijana	<u>SLO</u>	SD I.POHORSKI BATAL	102.3	98.2	99.3	99.1	398.9	
42	1	95	LUKIĆ Suzana	SLO		97.7	100.4	98.9	100.6	397.6	
43	31	192	HALEC Tea	CRO		100.5	99.5	97.5	99.9	397.4	
44	27	121	SUDAR Natalija	CRO		98.2	99.0	98.3	101.0	396.5	
45	22	189	CVRTILA Vedrana	CRO		99.6	100.2	98.9	96.8	395.5	
46	5	7	ŽUŽA Vida	SLO		100.5	99.1	95.5	99.6	394.7	
47	16	169	OBOROVEČKI Mihaela	<u>CRO</u>	CROATIA II	96.7	98.3	98.4	101.0	394.4	
48	8	94	ČERNI Tamara	SLO		98.7	98.1	98.5	98.6	393.9	
49	9	182	HRAŠOVEC Urška	<u>SLO</u>	SD I.POHORSKI BATAL	98.1	98.6	96.6	100.0	393.3	
50	8	170	HRŠAK Iva	<u>CRO</u>	CROATIA II	97.3	96.6	100.2	98.8	392.9	
51	40	112	BUČAK Nastja	<u>SLO</u>	SD I.POHORSKI BATAL	94.2	99.7	99.6	98.4	391.9	
52	20	188	MILČETIĆ Martina	CRO		98.2	92.9	100.7	99.0	390.8	
53	4	93	NAPRET Mateja	SLO		97.7	100.3	100.4	92.3	390.7	
54	45	304	LENARČIČ Nikita	SLO		95.1	98.7	95.6	96.9	386.3	
55	4	303	OSRAJNIK Klara	SLO		92.9	88.4	90.8	89.2	361.3	
		28	PRAŽEN Ivana	CRO							DSQ
		231	TOMA Dorina	<u>HUN</u>	HUNGARY						DSQ

Protest Date / Time:

Summary

Number of athletes on this list: 57; Total number of athletes: 127; Total number of teams: 8

DSQ Athlete 231 TOMA Dorina (HUN) - ISSF Rule 6.7.9.2 post competition test

DSQ Athlete 28 PRAŽEN Ivana (CRO) - ISSF Rule 6.7.9.2 post competition test

Legend

37764C1A

Team Member	Bib No	Bib Number	DSQ	Disqualified
Firing Point	Nat	Nation	QF	Qualified for Finals

Version of 18 JAN 2015, 15:04


Q0000001A1801150830.1.AR40.0.001.pdf

B54F 3

Page 2 of 2



GRAND PRIX RUŠE 2015
RESULTS
10m AIR RIFLE WOMEN
TEAM
Ruše
SUN 18 JAN 2015, START TIME 08:30



Rank	Bib No	Name	Series				Total	Remarks
			1	2	3	4		
1		CROATIA I	309.4	312.9	312.6	312.7	1247.6	
	128	PEJČIĆ Snježana	102.9	105.0	105.0	105.3	418.2	
	15	PEREC Tanja	104.8	104.0	103.9	104.1	416.8	
	164	KOBILŠEK Ana	101.7	103.9	103.7	103.3	412.6	
2		SERBIA I	308.2	312.0	311.9	310.9	1243.0	
	138	ARSOVIĆ Andrea	105.1	104.7	104.6	104.9	419.3	
	140	ŽIVKOVIĆ Jelena	102.0	104.9	104.1	104.1	415.1	
	137	MAKSIMOVIĆ Ivana	101.1	102.4	103.2	101.9	408.6	
3		SERBIA II	308.7	312.4	311.9	308.7	1241.7	
	139	TODOROVIĆ Dragana	103.8	104.1	104.6	104.8	417.3	
	143	VUKAŠINOVIĆ Sanja	103.0	104.4	103.9	101.6	412.9	
	141	BISERČIĆ Katarina	101.9	103.9	103.4	102.3	411.5	
4		SD DALMACIJACEMENT	309.8	305.4	309.2	307.3	1231.7	
	214	ZELJKOVIĆ Marta	104.5	103.1	103.3	103.5	414.4	
	216	VUKADIN Danijela	103.5	102.1	103.4	102.1	411.1	
	213	PAVLIĆ Sandra	101.8	100.2	102.5	101.7	406.2	
5		SLOVENIA	306.0	306.3	305.4	307.7	1225.4	
	70	MUHIČ Živa	103.7	102.6	101.6	103.9	411.8	
	71	JUVAN Nina	101.4	102.9	103.1	101.4	408.8	
	66	KUHARIČ Urška	100.9	100.8	100.7	102.4	404.8	
6		CROATIA II	300.1	299.5	294.9	296.4	1190.9	
	168	HRŠAK Petra	102.4	100.0	100.9	100.3	403.6	
	169	OBOROVEČKI Mihaela	96.7	98.3	98.4	101.0	394.4	
	170	HRŠAK Iva	97.3	96.6	100.2	98.8	392.9	
7		SD I. POHORSKI BATALJON	297.5	295.5	296.5	294.6	1184.1	
	181	STRNAD Adrijana	102.3	98.2	99.3	99.1	398.9	
	182	HRAŠOVEC Urška	98.1	98.6	96.6	100.0	393.3	
	112	BUČAK Nastja	94.2	99.7	99.6	98.4	391.9	

Rank	Bib No	Name	Series				Total	Remarks
			1	2	3	4		
HUNGARY							DSQ	
208		HANAK Gabriella	103.4	101.1	103.6	105.1	413.2	
207		MISKOLCZI Julianna	103.6	103.1	103.3	102.7	412.7	
231		TOMA Dorina					DSQ	

Protest Date / Time:

Summary

Number of athletes on this list: 24; Total number of athletes: 127; Total number of teams: 8

DSQ Athlete 231 TOMA Dorina (HUN) - ISSF Rule 6.7.9.2 post competition test

Legend

5FD7B393

Bib No Bib Number DSQ Disqualified

Version of 18 JAN 2015, 15:05

Q000000TA1801150830.1.AR40.0.001.pdf

B54F

3

Page 2 of 2