

OPEN -- Overall Stage Results

IR Sud Handgun

Printed avril 15, 2015 at 9:29



Stage 1 -- Haut Hisse

	PTS	TIME	HIT FACTOR	STAGE POINTS	STAGE PERCENT	COMPETITOR # Name
1	58	14,49	4,0028	60,0000	100,00	49 DESAGNEAUX, Jean-Luc
2	54	13,76	3,9244	58,8257	98,04	40 CZYKAJLO, Jerome
3	52	13,50	3,8519	57,7379	96,23	33 COLOMBINI, Jean Pierre
4	55	14,34	3,8354	57,4917	95,82	164 GOLI, GERARD G
5	51	14,44	3,5319	52,9413	88,24	64 GRASSO, Bruno
6	57	16,19	3,5207	52,7740	87,96	83 MARTIN, Patrice P
7	54	15,77	3,4242	51,3279	85,55	11 BALES, Daniel
8	54	15,97	3,3813	50,6851	84,48	46 DEITHRICH, Kurt K
9	56	16,75	3,3433	50,1147	83,52	103 PELLEGRINI, Jean-François
10	58	17,67	3,2824	49,2020	82,00	171 AIELLO, Jean J
11	40	13,10	3,0534	45,7699	76,28	173 PITOT-AIMARETTI, christophe
12	43	14,09	3,0518	45,7456	76,24	149 TARRADE, Alain
13	39	13,65	2,8571	42,8276	71,38	118 RENOUX, Gilles
14	45	15,81	2,8463	42,6651	71,11	105 PENALVA-PASQUET, Pierre-jean P
15	56	20,92	2,6769	40,1253	66,88	48 DEMANGEOT, Laurent L
16	50	19,10	2,6178	39,2399	65,40	145 LAUREMBOURLE, JACQUES J
17	54	21,20	2,5472	38,1812	63,64	1 AGRINIER, Didier
18	53	21,09	2,5130	37,6696	62,78	101 PANE, Bernard B
19	58	23,22	2,4978	37,4419	62,40	91 MEUNIER, GERARD G
20	41	16,86	2,4318	36,4517	60,75	84 MARTIN, Olivia O
21	54	22,64	2,3852	35,7527	59,59	77 LELEU, CHRISTIAN C
22	38	17,54	2,1665	32,4747	54,12	62 GARNIER, Sullivan
23	53	25,42	2,0850	31,2530	52,09	52 ETOURNEAU, Helene
24	53	27,69	1,9140	28,6909	47,82	109 PITOT-AIMARETTI, Robert R
25	55	31,43	1,7499	26,2307	43,72	170 PALETOU, Rene
26	28	16,48	1,6990	25,4679	42,45	99 OGANESSIAN, Sarkis
27	43	27,54	1,5614	23,4043	39,01	43 DAMIANO, Georges
28	40	26,43	1,5134	22,6858	37,81	152 CHARPENTIER, Bernard
29	34	23,20	1,4655	21,9676	36,61	140 ASTORG, GERARD G
30	41	36,71	1,1169	16,7414	27,90	39 CURI, Yann
31	58	61,93	0,9365	14,0384	23,40	124 SCHUMANN, Christophe

STANDARD -- Overall Stage Results

IR Sud Handgun

Printed avril 15, 2015 at 9:29



Stage 1 -- Haut Hisse

	PTS	TIME	HIT FACTOR	STAGE POINTS	STAGE PERCENT	COMPETITOR # Name
1	58	15,23	3,8083	60,0000	100,00	112 POIRET, Jerome
2	42	15,24	2,7559	43,4198	72,37	75 LAPEYRE, Franck F
3	55	21,97	2,5034	39,4417	65,74	74 LAMY, Jean-Michel
4	57	23,58	2,4173	38,0850	63,48	130 THEVENET, Guillaume G
5	54	23,05	2,3427	36,9102	61,52	9 BACULARD, Patrick
6	48	20,72	2,3166	36,4985	60,83	137 WEBER, Matthias M
7	58	25,94	2,2359	35,2274	58,71	13 BELLAT, Arnaud
8	58	26,43	2,1945	34,5743	57,62	90 MELISSA, Jose
9	42	20,86	2,0134	31,7218	52,87	32 CLOT, Jean-marc
10	50	24,94	2,0048	31,5862	52,64	147 SAARBACH, Stafford S
11	54	27,19	1,9860	31,2902	52,15	41 DAGORNO, Paul
12	51	32,02	1,5928	25,0941	41,82	30 CHAUVEAU, Audrey
13	33	20,89	1,5797	24,8885	41,48	18 BLONDIAUX, Sophie
14	53	33,93	1,5620	24,6102	41,02	72 JONES, Adrian
15	43	29,29	1,4681	23,1298	38,55	56 FELT, Olivier
16	39	27,55	1,4156	22,3031	37,17	78 LEROUX, Mathieu
17	52	40,24	1,2922	20,3596	33,93	104 PEN, Julien
18	40	32,26	1,2399	19,5352	32,56	132 VANDENABEELLE, Christian C
19	30	24,42	1,2285	19,3552	32,26	47 DEMAMETZ, Laurent
20	23	18,92	1,2156	19,1527	31,92	68 GUINTOLI, Gilles
21	44	36,24	1,2141	19,1288	31,88	172 BENNE, Mathieu
22	33	27,85	1,1849	18,6686	31,11	95 MOURGUES, Jacques J
23	35	30,20	1,1589	18,2593	30,43	116 RAOUL, Eric
24	54	46,69	1,1566	18,2219	30,37	138 WEBER, DIDIER D
25	26	23,44	1,1092	17,4759	29,13	66 GUERIN, Patrick
26	26	24,32	1,0691	16,8435	28,07	85 MARTIN-PRIVAT, Pierre P
27	14	13,77	1,0167	16,0183	26,70	12 BEAUNIER, Francois
28	41	40,75	1,0061	15,8518	26,42	123 SCHUMANN, Yves
29	27	27,82	0,9705	15,2908	25,48	71 HOCQUET, Serge
30	37	39,78	0,9301	14,6541	24,42	16 BEZOT, Delphine
31	38	46,74	0,8130	12,8091	21,35	97 NERI, Christian C
32	24	34,14	0,7030	11,0757	18,46	37 COUVIGNOU, Jerome
33	13	21,07	0,6170	9,7208	16,20	23 BOUDINELLE, Jeremy
34	24	40,31	0,5954	9,3804	15,63	125 SENDOU, Frederic F
35	13	28,09	0,4628	7,2915	12,15	27 CAMPOS, Benoit
36	9	21,32	0,4221	6,6509	11,08	141 DAZZI, GEORGES G
37	7	36,50	0,1918	3,0215	5,04	17 BLANQUET, Carine
38	0	22,15	0,0000	0,0000	0,00	57 FONTAINE, Aurelie

PRODUCTION -- Overall Stage Results

IR Sud Handgun

Printed avril 15, 2015 at 9:29




Stage 1 -- Haut Hisse

	PTS	TIME	HIT FACTOR	STAGE POINTS	STAGE PERCENT	COMPETITOR # Name
1	54	14,67	3,6810	60,0000	100,00	21 BOHAIN, Robin
2	56	18,17	3,0820	50,2367	83,73	45 DE CHESSE, Laurent
3	50	17,44	2,8670	46,7317	77,89	31 CLAIRE, Olivier
4	60	21,90	2,7397	44,6575	74,43	14 BERGAMASCO, Nicolas
5	52	20,15	2,5806	42,0645	70,11	139 WILLMES, Siegfried
6	52	21,56	2,4119	39,3135	65,52	50 DESTREBECK, Marian
7	43	17,85	2,4090	39,2661	65,44	6 AMARO, Dominique
8	54	22,83	2,3653	38,5545	64,26	3 ALAZARD, Christophe
9	48	20,53	2,3380	38,1101	63,52	122 SANTERRE, Sebastien S
10	52	23,10	2,2511	36,6926	61,15	87 MARYE, Christophe
11	52	23,33	2,2289	36,3309	60,55	53 FARKAS, Jean
12	39	18,29	2,1323	34,7567	57,93	162 RUINI, Claudio C
13	39	19,18	2,0334	33,1439	55,24	134 VERLINDE, Camille
14	52	26,11	1,9916	32,4627	54,10	24 BOUILLOT, Emmanuel
15	56	28,20	1,9858	32,3688	53,95	115 QUOILIN GINOLIN, Jean Pierre
16	54	27,20	1,9853	32,3603	53,93	35 COLOMBOT, Sebastien
17	48	24,72	1,9417	31,6505	52,75	82 MANT, Lars
18	56	28,85	1,9411	31,6395	52,73	126 SIMSON, James J
19	54	28,13	1,9197	31,2904	52,15	100 ORLANDINI, Alberto A
20	52	27,34	1,9020	31,0022	51,67	67 GUILHOT, Patrick
21	43	23,02	1,8679	30,4474	50,75	169 MICHEL, Thibault
22	48	28,10	1,7082	27,8434	46,41	10 BADESA, Pierre
23	37	21,69	1,7059	27,8054	46,34	88 MATTER, Sebastien S
24	50	29,61	1,6886	27,5245	45,87	151 ILLE, Veronica
25	50	29,86	1,6745	27,2940	45,49	96 MUNIER, Philippe P
26	41	25,34	1,6180	26,3733	43,96	38 CROUZET, Stephane
27	46	29,05	1,5835	25,8107	43,02	8 BACH, Lucas
28	39	26,44	1,4750	24,0431	40,07	160 BADI, Desiree
29	37	25,12	1,4729	24,0088	40,01	51 EVESQUE, Michel
30	54	37,09	1,4559	23,7315	39,55	167 RANGOLE, Hervé H
31	52	37,53	1,3856	22,5846	37,64	108 PICCIOTTO, Tristan
32	52	38,20	1,3613	22,1885	36,98	120 ROGER, Julien
33	33	24,34	1,3558	22,0994	36,83	98 NEUMANN, Julien
34	37	27,78	1,3319	21,7099	36,18	2 AGRINIER, Pascal
35	30	22,92	1,3089	21,3351	35,56	128 SYROKA, Teresa
36	37	28,50	1,2982	21,1614	35,27	111 PLANO, Olivier
37	52	40,89	1,2717	20,7288	34,55	54 FAYOLLE, Arnaud
38	35	30,40	1,1513	18,7664	31,28	60 GAL, Didier
39	41	36,67	1,1181	18,2247	30,37	42 DAGORNO, Pascal
40	28	25,72	1,0886	17,7449	29,57	113 POLO, Bruno B
41	50	46,35	1,0787	17,5836	29,31	20 BOHAIN, Jean-Luc
42	35	33,29	1,0514	17,1373	28,56	73 JOUY, Jean-claude
43	41	40,39	1,0151	16,5462	27,58	168 ITALIANO, Giuseppe
44	24	26,97	0,8899	14,5050	24,18	26 CALLE, Xavier X
45	39	44,93	0,8680	14,1487	23,58	146 MORENO, Cyril
46	22	25,94	0,8481	13,8242	23,04	133 VENEZIA, Francis

PRODUCTION -- Overall Stage Results

IR Sud Handgun

Printed avril 15, 2015 at 9:29



Stage 1 -- Haut Hisse

	PTS	TIME	HIT FACTOR	STAGE POINTS	STAGE PERCENT	COMPETITOR # Name
47	43	53,40	0,8052	13,1255	21,88	144 JEANJEAN, Jerome J
48	39	48,71	0,8007	13,0507	21,75	58 FOUGERAY, Mickael
49	24	31,54	0,7609	12,4033	20,67	131 TROUMP, Berangere
50	20	26,29	0,7607	12,4002	20,67	150 ILLE, Emeric
51	11	19,75	0,5570	9,0785	15,13	80 LOUVIER, Sebastien S
52	16	35,69	0,4483	7,3074	12,18	44 DARRAS, Nicolas
53	11	25,95	0,4239	6,9094	11,52	89 MELISSA, Aurelie A
54	11	28,92	0,3804	6,1999	10,33	166 RAGE, Didier
55	0	0,00	0,0000	0,0000	0,00	174 LEGAL, Eric E
56	0	14,57	0,0000	0,0000	0,00	55 FELT, BAPTISTE B
57	0	23,36	0,0000	0,0000	0,00	161 CAVEGLIONE, Cinzia

CLASSIC -- Overall Stage Results

IR Sud Handgun

Printed avril 15, 2015 at 9:29



Stage 1 -- Haut Hisse

	PTS	TIME	HIT FACTOR	STAGE POINTS	STAGE PERCENT	COMPETITOR # Name
1	54	20,58	2,6239	60,0000	100,00	22 BOIT, Julien
2	46	20,88	2,2031	50,3768	83,96	69 HAPIAK, Pierre-françois
3	45	21,25	2,1176	48,4235	80,71	136 WAVRANT, Xavier
4	56	30,17	1,8561	42,4439	70,74	7 ARTAL, Audrey
5	53	31,01	1,7091	39,0820	65,14	165 FAVETO, Pierluigi P
6	30	21,98	1,3649	31,2102	52,02	107 PHOTION, David
7	42	38,02	1,1047	25,2604	42,10	63 GOY, Philippe
8	26	26,93	0,9655	22,0770	36,79	81 MANT, Patrick

REVOLVER -- Overall Stage Results

IR Sud Handgun

Printed avril 15, 2015 at 9:29



Stage 1 -- Haut Hisse

	PTS	TIME	HIT FACTOR	STAGE POINTS	STAGE PERCENT	COMPETITOR # Name
1	58	33,71	1,7206	60,0000	100,00	143 FULMINET, Anthony

OPEN -- Overall Stage Results

IR Sud Handgun

Printed avril 15, 2015 at 9:29



Stage 2 -- Red dod on red plates

	PTS	TIME	HIT FACTOR	STAGE POINTS	STAGE PERCENT	COMPETITOR # Name
1	54	14,89	3,6266	55,0000	100,00	49 DESAGNEAUX, Jean-Luc
2	53	15,51	3,4172	51,8236	94,22	173 PITOT-AIMARETTI, christophe
3	53	15,63	3,3909	51,4257	93,50	84 MARTIN, Olivia O
4	52	15,54	3,3462	50,7477	92,27	46 DEITHRICH, Kurt K
5	52	17,38	2,9919	45,3751	82,50	64 GRASSO, Bruno
6	44	15,03	2,9275	44,3974	80,72	79 LOORE, Frederic
7	54	18,52	2,9158	44,2198	80,40	83 MARTIN, Patrice P
8	46	17,62	2,6107	39,5927	71,99	77 LELEU, CHRISTIAN C
9	50	19,64	2,5458	38,6093	70,20	99 OGANESSIAN, Sarkis
10	36	14,66	2,4557	37,2419	67,71	164 GOLI, GERARD G
11	44	18,38	2,3939	36,3054	66,01	103 PELLEGRINI, Jean-François
12	36	15,60	2,3077	34,9979	63,63	40 CZYKAJLO, Jerome
13	53	23,92	2,2157	33,6030	61,10	101 PANE, Bernard B
14	40	20,43	1,9579	29,6931	53,99	91 MEUNIER, GERARD G
15	54	28,33	1,9061	28,9075	52,56	48 DEMANGEOT, Laurent L
16	51	29,04	1,7562	26,6341	48,43	109 PITOT-AIMARETTI, Robert R
17	27	15,67	1,7230	26,1311	47,51	105 PENALVA-PASQUET, Pierre-jean P
18	54	32,73	1,6499	25,0214	45,49	170 PALETOU, Rene
19	26	17,07	1,5231	23,0995	42,00	118 RENOUX, Gilles
20	23	15,15	1,5182	23,0239	41,86	171 AIELLO, Jean J
21	40	27,66	1,4461	21,9317	39,88	39 CURI, Yann
22	23	15,96	1,4411	21,8554	39,74	43 DAMIANO, Georges
23	39	27,77	1,4044	21,2987	38,72	152 CHARPENTIER, Bernard
24	24	17,44	1,3761	20,8703	37,95	33 COLOMBINI, Jean Pierre
25	20	15,68	1,2755	19,3441	35,17	149 TARRADE, Alain
26	28	23,65	1,1839	17,9552	32,65	1 AGRINIER, Didier
27	13	22,49	0,5780	8,7663	15,94	140 ASTORG, GERARD G
28	19	40,10	0,4738	7,1858	13,07	124 SCHUMANN, Christophe
29	13	35,59	0,3653	5,5396	10,07	52 ETOURNEAU, Helene
30	3	13,56	0,2212	3,3553	6,10	11 BALES, Daniel
31	3	16,43	0,1826	2,7692	5,03	62 GARNIER, Sullivan
32	0	34,54	0,0000	0,0000	0,00	145 LAUREMBOURLE, JACQUES J

STANDARD -- Overall Stage Results

IR Sud Handgun

Printed avril 15, 2015 at 9:29



Stage 2 -- Red dod on red plates

	PTS	TIME	HIT FACTOR	STAGE POINTS	STAGE PERCENT	COMPETITOR # Name
1	53	19,73	2,6863	55,0000	100,00	137 WEBER, Matthias M
2	49	19,93	2,4586	50,3388	91,53	72 JONES, Adrian
3	43	19,93	2,1576	44,1749	80,32	13 BELLAT, Arnaud
4	51	25,48	2,0016	40,9812	74,51	32 CLOT, Jean-marc
5	44	22,72	1,9366	39,6514	72,09	130 THEVENET, Guillaume G
6	36	18,61	1,9344	39,6068	72,01	41 DAGORNO, Paul
7	49	26,59	1,8428	37,7304	68,60	147 SAARBACH, Stafford S
8	53	31,06	1,7064	34,9372	63,52	138 WEBER, DIDIER D
9	51	31,36	1,6263	33,2972	60,54	56 FELT, Olivier
10	27	17,62	1,5323	31,3741	57,04	23 BOUDINELLE, Jeremy
11	49	33,43	1,4657	30,0105	54,56	85 MARTIN-PRIVAT, Pierre P
12	39	27,84	1,4009	28,6820	52,15	9 BACULARD, Patrick
13	26	19,59	1,3272	27,1740	49,41	12 BEAUNIER, Francois
14	44	34,95	1,2589	25,7762	46,87	27 CAMPOS, Benoit
15	53	43,26	1,2252	25,0844	45,61	125 SENDOU, Frederic F
16	16	14,61	1,0951	22,4225	40,77	112 POIRET, Jerome
17	43	43,16	0,9963	20,3986	37,09	78 LEROUX, Mathieu
18	25	27,39	0,9127	18,6880	33,98	132 VANDENABEELLE, Christian C
19	42	57,51	0,7303	14,9527	27,19	97 NERI, Christian C
20	13	19,04	0,6828	13,9795	25,42	141 DAZZI, GEORGES G
21	36	73,72	0,4883	9,9984	18,18	123 SCHUMANN, Yves
22	7	21,59	0,3242	6,6383	12,07	74 LAMY, Jean-Michel
23	12	37,87	0,3169	6,4878	11,80	71 HOCQUET, Serge
24	12	42,98	0,2792	5,7165	10,39	172 BENNE, Mathieu
25	12	50,59	0,2372	4,8566	8,83	37 COUVIGNOU, Jerome
26	3	35,81	0,0838	1,7153	3,12	116 RAOUL, Eric
27	0	38,03	0,0000	0,0000	0,00	18 BLONDIAUX, Sophie
28	0	34,74	0,0000	0,0000	0,00	95 MOURGUES, Jacques J
29	0	44,03	0,0000	0,0000	0,00	90 MELISSA, Jose
30	0	52,11	0,0000	0,0000	0,00	16 BEZOT, Delphine
31	0	18,88	0,0000	0,0000	0,00	66 GUERIN, Patrick
32	0	35,16	0,0000	0,0000	0,00	47 DEMAMETZ, Laurent
33	0	28,47	0,0000	0,0000	0,00	68 GUINTOLI, Gilles
34	0	42,94	0,0000	0,0000	0,00	17 BLANQUET, Carine
35	0	27,54	0,0000	0,0000	0,00	30 CHAUVÉAU, Audrey
36	0	21,56	0,0000	0,0000	0,00	75 LAPEYRE, Franck F
37	0	24,95	0,0000	0,0000	0,00	57 FONTAINE, Aurelie
38	0	12,43	0,0000	0,0000	0,00	104 PEN, Julien

PRODUCTION -- Overall Stage Results

IR Sud Handgun

Printed avril 15, 2015 at 9:29



Stage 2 -- Red dod on red plates

	PTS	TIME	HIT FACTOR	STAGE POINTS	STAGE PERCENT	COMPETITOR # Name
1	47	15,66	3,0013	55,0000	100,00	31 CLAIRE, Olivier
2	45	17,64	2,5510	46,7488	85,00	10 BADESA, Pierre
3	36	14,45	2,4913	45,6553	83,01	55 FELT, BAPTISTE B
4	49	21,57	2,2717	41,6296	75,69	122 SANTERRE, Sebastien S
5	51	23,14	2,2040	40,3890	73,43	53 FARKAS, Jean
6	49	22,34	2,1934	40,1948	73,08	14 BERGAMASCO, Nicolas
7	53	25,88	2,0479	37,5291	68,23	38 CROUZET, Stephane
8	43	21,51	1,9991	36,6340	66,61	51 EVESQUE, Michel
9	51	30,73	1,6596	30,4133	55,30	100 ORLANDINI, Alberto A
10	39	23,82	1,6373	30,0040	54,55	45 DE CHESSE, Laurent
11	51	32,78	1,5558	28,5114	51,84	50 DESTREBECK, Marian
12	45	29,20	1,5411	28,2414	51,35	108 PICCIOTTO, Tristan
13	36	23,41	1,5378	28,1811	51,24	126 SIMSON, James J
14	36	24,20	1,4876	27,2611	49,57	60 GAL, Didier
15	47	31,66	1,4845	27,2047	49,46	151 ILLE, Veronica
16	45	30,36	1,4822	27,1623	49,39	146 MORENO, Cyril
17	45	33,82	1,3306	24,3835	44,33	42 DAGORNO, Pascal
18	35	26,98	1,2973	23,7729	43,22	160 BADI, Desiree
19	28	22,12	1,2658	23,1969	42,18	162 RUINI, Claudio C
20	28	24,89	1,1249	20,6153	37,48	133 VENEZIA, Francis
21	55	49,12	1,1197	20,5192	37,31	3 ALAZARD, Christophe
22	21	19,10	1,0995	20,1485	36,63	87 MARYE, Christophe
23	27	25,41	1,0626	19,4722	35,40	35 COLOMBOT, Sebastien
24	29	29,23	0,9921	18,1813	33,06	144 JEANJEAN, Jerome J
25	34	36,67	0,9272	16,9912	30,89	134 VERLINDE, Camille
26	33	35,69	0,9246	16,9443	30,81	20 BOHAIN, Jean-Luc
27	21	23,93	0,8776	16,0817	29,24	96 MUNIER, Philippe P
28	24	27,57	0,8705	15,9526	29,00	80 LOUVIER, Sebastien S
29	33	38,80	0,8505	15,5861	28,34	88 MATTER, Sebastien S
30	53	62,64	0,8461	15,5053	28,19	150 ILLE, Emeric
31	20	25,99	0,7695	14,1020	25,64	67 GUILHOT, Patrick
32	32	42,08	0,7605	13,9358	25,34	120 ROGER, Julien
33	25	34,91	0,7161	13,1234	23,86	26 CALLE, Xavier X
34	17	24,33	0,6987	12,8045	23,28	21 BOHAIN, Robin
35	23	33,21	0,6926	12,6916	23,08	73 JOUY, Jean-claude
36	19	28,13	0,6754	12,3777	22,50	82 MANT, Lars
37	26	38,91	0,6682	12,2453	22,26	168 ITALIANO, Giuseppe
38	24	37,60	0,6383	11,6971	21,27	44 DARRAS, Nicolas
39	20	31,74	0,6301	11,5473	21,00	113 POLO, Bruno B
40	17	29,49	0,5765	10,5641	19,21	89 MELISSA, Aurelie A
41	22	38,22	0,5756	10,5484	19,18	111 PLANO, Olivier
42	24	49,16	0,4882	8,9466	16,27	167 RANGOLE, Hervé H
43	8	20,15	0,3970	7,2756	13,23	139 WILLMES, Siegfried
44	18	46,30	0,3888	7,1244	12,95	115 QUOILIN GINOLIN, Jean Pierre
45	9	25,40	0,3543	6,4933	11,81	131 TROUMP, Berangere
46	14	40,07	0,3494	6,4027	11,64	8 BACH, Lucas

PRODUCTION -- Overall Stage Results

IR Sud Handgun

Printed avril 15, 2015 at 9:29



Stage 2 -- Red dod on red plates

	PTS	TIME	HIT FACTOR	STAGE POINTS	STAGE PERCENT	COMPETITOR # Name
47	13	88,81	0,1464	2,6825	4,88	54 FAYOLLE, Arnaud
48	2	28,36	0,0705	1,2924	2,35	58 FOUGERAY, Mickael
49	1	22,87	0,0437	0,8013	1,46	24 BOUILLOT, Emmanuel
50	0	19,05	0,0000	0,0000	0,00	6 AMARO, Dominique
51	0	23,07	0,0000	0,0000	0,00	166 RAGE, Didier
52	0	0,00	0,0000	0,0000	0,00	174 LEGAL, Eric E
53	0	34,85	0,0000	0,0000	0,00	169 MICHEL, Thibault
54	0	29,61	0,0000	0,0000	0,00	98 NEUMANN, Julien
55	0	42,61	0,0000	0,0000	0,00	161 CAVEGLIONE, Cinzia
56	0	35,09	0,0000	0,0000	0,00	128 SYROKA, Teresa
57	0	55,92	0,0000	0,0000	0,00	2 AGRINIER, Pascal

CLASSIC -- Overall Stage Results

IR Sud Handgun

Printed avril 15, 2015 at 9:29




Stage 2 -- Red dod on red plates

	PTS	TIME	HIT FACTOR	STAGE POINTS	STAGE PERCENT	COMPETITOR # Name
1	55	14,35	3,8328	55,0000	100,00	22 BOIT, Julien
2	36	18,94	1,9007	27,2756	49,59	107 PHOTION, David
3	39	22,72	1,7165	24,6325	44,79	136 WAVRANT, Xavier
4	52	34,97	1,4870	21,3383	38,80	165 FAVETO, Pierluigi P
5	35	26,97	1,2977	18,6225	33,86	81 MANT, Patrick
6	17	19,18	0,8863	12,7190	23,13	69 HAPIAK, Pierre-françois
7	4	28,12	0,1422	2,0413	3,71	7 ARTAL, Audrey
8	0	57,86	0,0000	0,0000	0,00	63 GOY, Philippe

REVOLVER -- Overall Stage Results

IR Sud Handgun

Printed avril 15, 2015 at 9:29



Stage 2 -- Red dod on red plates

	PTS	TIME	HIT FACTOR	STAGE POINTS	STAGE PERCENT	COMPETITOR # Name
1	54	37,90	1,4248	55,0000	100,00	143 FULMINET, Anthony

OPEN -- Overall Stage Results

IR Sud Handgun

Printed avril 15, 2015 at 9:29



Stage 3 -- don't miss any

	PTS	TIME	HIT FACTOR	STAGE POINTS	STAGE PERCENT	COMPETITOR # Name
1	55	16,43	3,3475	60,0000	100,00	49 DESAGNEAUX, Jean-Luc
2	55	16,91	3,2525	58,2969	97,16	83 MARTIN, Patrice P
3	55	17,55	3,1339	56,1709	93,62	33 COLOMBINI, Jean Pierre
4	53	17,19	3,0832	55,2619	92,10	40 CZYKAJLO, Jerome
5	57	18,56	3,0711	55,0457	91,74	105 PENALVA-PASQUET, Pierre-jean P
6	57	19,29	2,9549	52,9625	88,27	64 GRASSO, Bruno
7	42	14,29	2,9391	52,6797	87,80	46 DEITHRICH, Kurt K
8	43	14,73	2,9192	52,3229	87,20	173 PITOT-AIMARETTI, christophe
9	54	18,95	2,8496	51,0753	85,13	171 AIELLO, Jean J
10	56	20,05	2,7930	50,0610	83,44	84 MARTIN, Olivia O
11	58	21,19	2,7371	49,0595	81,77	145 LAUREMBOURLE, JACQUES J
12	56	20,65	2,7119	48,6065	81,01	91 MEUNIER, GERARD G
13	54	20,09	2,6879	48,1770	80,30	62 GARNIER, Sullivan
14	54	20,48	2,6367	47,2596	78,77	103 PELLEGRINI, Jean-François
15	43	16,48	2,6092	46,7668	77,94	149 TARRADE, Alain
16	45	19,01	2,3672	42,4284	70,71	164 GOLI, GERARD G
17	56	23,92	2,3411	41,9617	69,94	48 DEMANGEOT, Laurent L
18	57	24,92	2,2873	40,9971	68,33	152 CHARPENTIER, Bernard
19	56	26,56	2,1084	37,7908	62,98	1 AGRINIER, Didier
20	44	20,94	2,1012	37,6619	62,77	124 SCHUMANN, Christophe
21	54	27,56	1,9594	35,1189	58,53	101 PANE, Bernard B
22	43	23,09	1,8623	33,3788	55,63	140 ASTORG, GERARD G
23	42	25,09	1,6740	30,0037	50,01	109 PITOT-AIMARETTI, Robert R
24	44	27,52	1,5988	28,6570	47,76	170 PALETOU, Rene
25	25	16,02	1,5605	27,9707	46,62	99 OGANESSIAN, Sarkis
26	40	30,77	1,3000	23,3001	38,83	52 ETOURNEAU, Helene
27	26	27,03	0,9619	17,2406	28,73	118 RENOUX, Gilles
28	14	17,98	0,7786	13,9561	23,26	39 CURI, Yann
29	13	17,25	0,7536	13,5077	22,51	11 BALESI, Daniel
30	10	16,92	0,5910	10,5932	17,66	43 DAMIANO, Georges
31	12	20,60	0,5825	10,4410	17,40	77 LELEU, CHRISTIAN C

STANDARD -- Overall Stage Results

IR Sud Handgun

Printed avril 15, 2015 at 9:29



Stage 3 -- don't miss any

	PTS	TIME	HIT FACTOR	STAGE POINTS	STAGE PERCENT	COMPETITOR # Name
1	58	15,72	3,6896	60,0000	100,00	112 POIRET, Jerome
2	57	17,63	3,2331	52,5773	87,63	9 BACULARD, Patrick
3	58	18,41	3,1505	51,2330	85,39	12 BEAUNIER, Francois
4	42	15,55	2,7010	43,9233	73,21	23 BOUDINELLE, Jeremy
5	55	21,89	2,5126	40,8595	68,10	125 SENDOU, Frederic F
6	55	24,30	2,2634	36,8072	61,35	72 JONES, Adrian
7	58	26,46	2,1920	35,6463	59,41	74 LAMY, Jean-Michel
8	41	19,35	2,1189	34,4571	57,43	66 GUERIN, Patrick
9	56	26,75	2,0935	34,0440	56,74	95 MOURGUES, Jacques J
10	40	20,18	1,9822	32,2340	53,72	132 VANDENABEELLE, Christian C
11	57	30,18	1,8887	30,7136	51,19	130 THEVENET, Guillaume G
12	41	23,25	1,7634	28,6772	47,80	13 BELLAT, Arnaud
13	41	23,74	1,7270	28,0853	46,81	137 WEBER, Matthias M
14	38	23,02	1,6507	26,8444	44,74	138 WEBER, DIDIER D
15	38	23,27	1,6330	26,5560	44,26	32 CLOT, Jean-marc
16	31	19,63	1,5792	25,6813	42,80	41 DAGORNO, Paul
17	54	34,99	1,5433	25,0972	41,83	17 BLANQUET, Carine
18	41	28,59	1,4341	23,3209	38,87	27 CAMPOS, Benoit
19	54	39,88	1,3541	22,0199	36,70	97 NERI, Christian C
20	21	15,97	1,3150	21,3841	35,64	75 LAPEYRE, Franck F
21	41	31,51	1,3012	21,1598	35,27	71 HOCQUET, Serge
22	33	26,30	1,2548	20,4049	34,01	47 DEMAMETZ, Laurent
23	43	35,93	1,1968	19,4620	32,44	172 BENNE, Mathieu
24	52	48,68	1,0682	17,3711	28,95	123 SCHUMANN, Yves
25	24	22,56	1,0638	17,3001	28,83	85 MARTIN-PRIVAT, Pierre P
26	24	28,27	0,8490	13,8058	23,01	90 MELISSA, Jose
27	22	27,18	0,8094	13,1628	21,94	116 RAOUL, Eric
28	15	22,50	0,6667	10,8414	18,07	68 GUINTOLI, Gilles
29	15	23,55	0,6369	10,3580	17,26	147 SAARBACH, Stafford S
30	22	40,05	0,5493	8,9330	14,89	16 BEZOT, Delphine
31	11	24,78	0,4439	7,2188	12,03	18 BLONDIAUX, Sophie
32	10	23,69	0,4221	6,8645	11,44	37 COUVIGNOU, Jerome
33	9	25,05	0,3593	5,8427	9,74	30 CHAUVEAU, Audrey
34	11	44,12	0,2493	4,0545	6,76	104 PEN, Julien
35	0	28,85	0,0000	0,0000	0,00	56 FELT, Olivier
36	0	24,30	0,0000	0,0000	0,00	57 FONTAINE, Aurelie
37	0	18,51	0,0000	0,0000	0,00	78 LEROUX, Mathieu
38	0	20,92	0,0000	0,0000	0,00	141 DAZZI, GEORGES G

PRODUCTION -- Overall Stage Results

IR Sud Handgun

Printed avril 15, 2015 at 9:29



Stage 3 -- don't miss any

	PTS	TIME	HIT FACTOR	STAGE POINTS	STAGE PERCENT	COMPETITOR # Name
1	50	16,06	3,1133	60,0000	100,00	45 DE CHESSE, Laurent
2	46	15,20	3,0263	58,3232	97,21	55 FELT, BAPTISTE B
3	52	18,24	2,8509	54,9421	91,57	50 DESTREBECK, Marian
4	56	20,04	2,7944	53,8539	89,76	139 WILLMES, Siegfried
5	50	19,75	2,5316	48,7899	81,32	60 GAL, Didier
6	54	21,64	2,4954	48,0909	80,15	98 NEUMANN, Julien
7	56	22,46	2,4933	48,0513	80,09	24 BOUILLOT, Emmanuel
8	52	20,91	2,4868	47,9265	79,88	21 BOHAIN, Robin
9	56	24,62	2,2746	43,8356	73,06	53 FARKAS, Jean
10	52	24,23	2,1461	41,3596	68,93	87 MARYE, Christophe
11	54	25,89	2,0857	40,1965	66,99	128 SYROKA, Teresa
12	52	25,15	2,0676	39,8467	66,41	126 SIMSON, James J
13	41	20,01	2,0490	39,4879	65,81	113 POLO, Bruno B
14	54	27,04	1,9970	38,4870	64,14	122 SANTERRE, Sebastien S
15	46	23,27	1,9768	38,0968	63,49	82 MANT, Lars
16	52	26,36	1,9727	38,0176	63,36	144 JEANJEAN, Jerome J
17	54	27,61	1,9558	37,6924	62,82	146 MORENO, Cyril
18	41	21,00	1,9524	37,6263	62,71	134 VERLINDE, Camille
19	41	21,06	1,9468	37,5191	62,53	14 BERGAMASCO, Nicolas
20	46	23,67	1,9434	37,4530	62,42	67 GUILHOT, Patrick
21	48	24,84	1,9324	37,2406	62,07	38 CROUZET, Stephane
22	43	22,31	1,9274	37,1446	61,91	96 MUNIER, Philippe P
23	43	22,36	1,9231	37,0615	61,77	6 AMARO, Dominique
24	37	19,65	1,8830	36,2882	60,48	31 CLAIRE, Olivier
25	56	30,87	1,8141	34,9605	58,27	26 CALLE, Xavier X
26	37	20,62	1,7944	34,5812	57,64	89 MELISSA, Aurelie A
27	41	23,07	1,7772	34,2502	57,08	88 MATTER, Sebastien S
28	39	22,19	1,7575	33,8715	56,45	58 FOUGERAY, Mickael
29	41	23,49	1,7454	33,6378	56,06	20 BOHAIN, Jean-Luc
30	35	20,60	1,6990	32,7437	54,57	162 RUINI, Claudio C
31	56	34,11	1,6417	31,6398	52,73	151 ILLE, Veronica
32	48	29,25	1,6410	31,6258	52,71	2 AGRINIER, Pascal
33	37	23,03	1,6066	30,9624	51,60	3 ALAZARD, Christophe
34	43	27,09	1,5873	30,5905	50,98	10 BADESA, Pierre
35	41	27,43	1,4947	28,8061	48,01	73 JOUY, Jean-claude
36	43	29,45	1,4601	28,1391	46,90	100 ORLANDINI, Alberto A
37	39	26,85	1,4525	27,9928	46,65	80 LOUVIER, Sebastien S
38	39	27,73	1,4064	27,1045	45,17	35 COLOMBOT, Sebastien
39	35	26,35	1,3283	25,5985	42,66	44 DARRAS, Nicolas
40	35	27,36	1,2792	24,6535	41,09	166 RAGE, Didier
41	37	29,49	1,2547	24,1799	40,30	8 BACH, Lucas
42	35	29,45	1,1885	22,9039	38,17	167 RANGOLE, Hervé H
43	31	26,17	1,1846	22,8289	38,05	133 VENEZIA, Francis
44	26	22,46	1,1576	22,3095	37,18	131 TROUMP, Berangere
45	24	23,02	1,0426	20,0924	33,49	42 DAGORNO, Pascal
46	24	24,31	0,9872	19,0262	31,71	115 QUOILIN GINOLIN, Jean Pierre

PRODUCTION -- Overall Stage Results

IR Sud Handgun

Printed avril 15, 2015 at 9:29



Stage 3 -- don't miss any

	PTS	TIME	HIT FACTOR	STAGE POINTS	STAGE PERCENT	COMPETITOR # Name
47	52	53,08	0,9797	18,8799	31,47	150 ILLE, Emeric
48	24	29,46	0,8147	15,7002	26,17	120 ROGER, Julien
49	9	20,70	0,4348	8,3791	13,97	169 MICHEL, Thibault
50	11	29,56	0,3721	7,1716	11,95	111 PLANO, Olivier
51	7	22,01	0,3180	6,1292	10,22	168 ITALIANO, Giuseppe
52	7	23,88	0,2931	5,6492	9,42	108 PICCIOTTO, Tristan
53	3	31,72	0,0946	1,8227	3,04	54 FAYOLLE, Arnaud
54	0	21,05	0,0000	0,0000	0,00	51 EVESQUE, Michel
55	0	21,86	0,0000	0,0000	0,00	160 BADI, Desiree
56	0	29,24	0,0000	0,0000	0,00	161 CAVEGLIONE, Cinzia
57	0	0,00	0,0000	0,0000	0,00	174 LEGAL, Eric E

CLASSIC -- Overall Stage Results

IR Sud Handgun

Printed avril 15, 2015 at 9:29




Stage 3 -- don't miss any

	PTS	TIME	HIT FACTOR	STAGE POINTS	STAGE PERCENT	COMPETITOR # Name
1	56	23,89	2,3441	60,0000	100,00	69 HAPIAK, Pierre-françois
2	41	17,70	2,3164	59,2912	98,82	22 BOIT, Julien
3	56	27,88	2,0086	51,4132	85,69	7 ARTAL, Audrey
4	52	25,97	2,0023	51,2520	85,42	136 WAVRANT, Xavier
5	33	18,94	1,7423	44,5978	74,33	107 PHOTION, David
6	38	22,25	1,7079	43,7152	72,86	81 MANT, Patrick
7	44	29,24	1,5048	38,5172	64,20	165 FAVETO, Pierluigi P
8	27	37,35	0,7229	18,5034	30,84	63 GOY, Philippe

REVOLVER -- Overall Stage Results

IR Sud Handgun

Printed avril 15, 2015 at 9:29



Stage 3 -- don't miss any

	PTS	TIME	HIT FACTOR	STAGE POINTS	STAGE PERCENT	COMPETITOR # Name
1	42	27,72	1,5152	60,0000	100,00	143 FULMINET, Anthony

OPEN -- Overall Stage Results

IR Sud Handgun

Printed avril 15, 2015 at 9:29



Stage 4 -- be accurate or run

	PTS	TIME	HIT FACTOR	STAGE POINTS	STAGE PERCENT	COMPETITOR # Name
1	93	21,05	4,4181	120,0000	100,00	46 DEITHRICH, Kurt K
2	116	26,34	4,4039	119,6169	99,68	173 PITOT-AIMARETTI, christophe
3	117	28,94	4,0428	109,8089	91,51	149 TARRADE, Alain
4	118	30,45	3,8752	105,2556	87,71	48 DEMANGEOT, Laurent L
5	118	30,52	3,8663	105,0142	87,51	83 MARTIN, Patrice P
6	101	28,14	3,5892	97,4872	81,24	40 CZYKAJLO, Jerome
7	114	32,49	3,5088	95,3028	79,42	43 DAMIANO, Georges
8	118	33,76	3,4953	94,9358	79,11	39 CURI, Yann
9	111	32,02	3,4666	94,1569	78,46	164 GOLI, GERARD G
10	108	33,10	3,2628	88,6229	73,85	118 RENOUX, Gilles
11	114	35,22	3,2368	87,9156	73,26	124 SCHUMANN, Christophe
12	117	37,15	3,1494	85,5416	71,28	77 LELEU, CHRISTIAN C
13	105	33,37	3,1465	85,4641	71,22	49 DESAGNEAUX, Jean-Luc
14	110	36,38	3,0236	82,1259	68,44	33 COLOMBINI, Jean Pierre
15	109	36,28	3,0044	81,6037	68,00	84 MARTIN, Olivia O
16	112	37,86	2,9583	80,3504	66,96	103 PELLEGRINI, Jean-François
17	118	41,86	2,8189	76,5655	63,80	62 GARNIER, Sullivan
18	95	34,63	2,7433	74,5112	62,09	171 AIELLO, Jean J
19	107	39,06	2,7394	74,4050	62,00	99 OGANESSIAN, Sarkis
20	110	41,72	2,6366	71,6141	59,68	101 PANE, Bernard B
21	79	30,01	2,6325	71,5009	59,58	64 GRASSO, Bruno
22	104	42,58	2,4425	66,3404	55,28	1 AGRINIER, Didier
23	110	46,26	2,3779	64,5859	53,82	140 ASTORG, GERARD G
24	108	48,01	2,2495	61,1002	50,92	91 MEUNIER, GERARD G
25	119	53,02	2,2444	60,9618	50,80	145 LAUREMBOURLE, JACQUES J
26	66	29,73	2,2200	60,2975	50,25	11 BALES, Daniel
27	118	56,45	2,0903	56,7765	47,31	152 CHARPENTIER, Bernard
28	115	60,34	1,9059	51,7658	43,14	105 PENALVA-PASQUET, Pierre-jean P
29	75	40,98	1,8302	49,7095	41,42	109 PITOT-AIMARETTI, Robert R
30	116	67,75	1,7122	46,5049	38,75	52 ETOURNEAU, Helene
31	79	67,87	1,1640	31,6155	26,35	170 PALETOU, Rene

STANDARD -- Overall Stage Results

IR Sud Handgun

Printed avril 15, 2015 at 9:29



Stage 4 -- be accurate or run

	PTS	TIME	HIT FACTOR	STAGE POINTS	STAGE PERCENT	COMPETITOR # Name
1	118	25,58	4,6130	120,0000	100,00	112 POIRET, Jerome
2	116	29,88	3,8822	100,9897	84,16	75 LAPEYRE, Franck F
3	116	30,62	3,7884	98,5491	82,12	9 BACULARD, Patrick
4	116	33,36	3,4772	90,4548	75,38	68 GUINTOLI, Gilles
5	112	32,89	3,4053	88,5837	73,82	12 BEAUNIER, Francois
6	112	36,00	3,1111	80,9311	67,44	41 DAGORNO, Paul
7	113	38,31	2,9496	76,7302	63,94	130 THEVENET, Guillaume G
8	117	40,55	2,8853	75,0576	62,55	125 SENDOU, Frederic F
9	93	32,69	2,8449	74,0061	61,67	66 GUERIN, Patrick
10	116	42,20	2,7488	71,5065	59,59	74 LAMY, Jean-Michel
11	116	43,79	2,6490	68,9101	57,43	85 MARTIN-PRIVAT, Pierre P
12	113	43,17	2,6176	68,0920	56,74	71 HOCQUET, Serge
13	102	39,86	2,5590	66,5676	55,47	147 SAARBACH, Stafford S
14	109	42,64	2,5563	66,4981	55,42	138 WEBER, DIDIER D
15	110	43,75	2,5143	65,4055	54,50	78 LEROUX, Mathieu
16	115	46,57	2,4694	64,2379	53,53	132 VANDENABEELLE, Christian C
17	117	47,43	2,4668	64,1701	53,48	72 JONES, Adrian
18	109	44,23	2,4644	64,1076	53,42	32 CLOT, Jean-marc
19	118	47,94	2,4614	64,0300	53,36	56 FELT, Olivier
20	99	41,36	2,3936	62,2665	51,89	95 MOURGUES, Jacques J
21	109	50,62	2,1533	56,0150	46,68	23 BOUDINELLE, Jeremy
22	92	43,16	2,1316	55,4506	46,21	13 BELLAT, Arnaud
23	120	57,24	2,0964	54,5358	45,45	17 BLANQUET, Carine
24	92	45,79	2,0092	52,2657	43,55	141 DAZZI, GEORGES G
25	120	60,52	1,9828	51,5801	42,98	90 MELISSA, Jose
26	112	59,45	1,8839	49,0079	40,84	30 CHAUVEAU, Audrey
27	90	49,15	1,8311	47,6342	39,70	47 DEMAMETZ, Laurent
28	85	47,08	1,8054	46,9659	39,14	37 COUVIGNOU, Jerome
29	80	50,02	1,5994	41,6051	34,67	137 WEBER, Matthias M
30	76	49,35	1,5400	40,0614	33,38	116 RAOUL, Eric
31	78	54,58	1,4291	37,1758	30,98	172 BENNE, Mathieu
32	119	86,41	1,3772	35,8247	29,85	97 NERI, Christian C
33	110	96,24	1,1430	29,7329	24,78	16 BEZOT, Delphine
34	49	43,56	1,1249	29,2623	24,39	57 FONTAINE, Aurelie
35	102	93,07	1,0959	28,5095	23,76	27 CAMPOS, Benoit
36	85	81,05	1,0487	27,2813	22,73	123 SCHUMANN, Yves
37	61	67,22	0,9075	23,6065	19,67	18 BLONDIAUX, Sophie
38	13	83,56	0,1556	4,0471	3,37	104 PEN, Julien

PRODUCTION -- Overall Stage Results

IR Sud Handgun

Printed avril 15, 2015 at 9:29



Stage 4 -- be accurate or run

	PTS	TIME	HIT FACTOR	STAGE POINTS	STAGE PERCENT	COMPETITOR # Name
1	116	26,39	4,3956	120,0000	100,00	55 FELT, BAPTISTE B
2	110	27,69	3,9726	108,4507	90,38	31 CLAIRE, Olivier
3	118	30,43	3,8778	105,8626	88,22	6 AMARO, Dominique
4	114	31,06	3,6703	100,1996	83,50	14 BERGAMASCO, Nicolas
5	114	31,32	3,6398	99,3678	82,81	166 RAGE, Didier
6	110	30,94	3,5553	97,0588	80,88	45 DE CHESSE, Laurent
7	116	32,77	3,5398	96,6372	80,53	139 WILLMES, Siegfried
8	116	33,23	3,4908	95,2994	79,42	89 MELISSA, Aurelie A
9	114	33,17	3,4368	93,8257	78,19	51 EVESQUE, Michel
10	118	35,12	3,3599	91,7255	76,44	38 CROUZET, Stephane
11	114	34,17	3,3363	91,0799	75,90	60 GAL, Didier
12	108	33,80	3,1953	87,2308	72,69	50 DESTREBECK, Marian
13	120	37,56	3,1949	87,2204	72,68	20 BOHAIN, Jean-Luc
14	118	37,50	3,1467	85,9040	71,59	162 RUINI, Claudio C
15	114	36,44	3,1284	85,4061	71,17	26 CALLE, Xavier X
16	114	37,10	3,0728	83,8868	69,91	24 BOUILLLOT, Emmanuel
17	118	40,65	2,9028	79,2472	66,04	2 AGRINIER, Pascal
18	114	39,34	2,8978	79,1103	65,93	87 MARYE, Christophe
19	106	37,11	2,8564	77,9790	64,98	134 VERLINDE, Camille
20	114	39,94	2,8543	77,9219	64,93	3 ALAZARD, Christophe
21	112	39,29	2,8506	77,8213	64,85	168 ITALIANO, Giuseppe
22	114	40,18	2,8372	77,4564	64,55	82 MANT, Lars
23	97	35,01	2,7706	75,6384	63,03	131 TROUMP, Berangere
24	114	42,28	2,6963	73,6093	61,34	98 NEUMANN, Julien
25	110	42,05	2,6159	71,4150	59,51	169 MICHEL, Thibault
26	99	37,98	2,6066	71,1611	59,30	88 MATTER, Sebastien S
27	97	37,62	2,5784	70,3907	58,66	167 RANGOLE, Hervé H
28	116	45,46	2,5517	69,6612	58,05	42 DAGORNO, Pascal
29	116	45,96	2,5239	68,9034	57,42	115 QUOILIN GINOLIN, Jean Pierre
30	102	41,53	2,4561	67,0503	55,88	113 POLO, Bruno B
31	120	49,09	2,4445	66,7346	55,61	35 COLOMBOT, Sebastien
32	112	46,06	2,4316	66,3830	55,32	10 BADESA, Pierre
33	104	42,82	2,4288	66,3055	55,25	144 JEANJEAN, Jerome J
34	101	41,78	2,4174	65,9957	55,00	146 MORENO, Cyril
35	116	48,66	2,3839	65,0801	54,23	53 FARKAS, Jean
36	108	45,71	2,3627	64,5023	53,75	67 GUILHOT, Patrick
37	116	49,27	2,3544	64,2744	53,56	128 SYROKA, Teresa
38	112	47,86	2,3402	63,8863	53,24	108 PICCIOTTO, Tristan
39	112	47,96	2,3353	63,7531	53,13	80 LOUVIER, Sebastien S
40	110	47,78	2,3022	62,8506	52,38	73 JOUY, Jean-claude
41	112	49,96	2,2418	61,2010	51,00	150 ILLE, Emeric
42	120	53,64	2,2371	61,0738	50,89	133 VENEZIA, Francis
43	102	47,52	2,1465	58,5985	48,83	161 CAVEGLIONE, Cinzia
44	106	56,06	1,8908	51,6197	43,02	111 PLANO, Olivier
45	114	60,31	1,8902	51,6034	43,00	58 FOUGERAY, Mickael
46	114	61,69	1,8479	50,4490	42,04	151 ILLE, Veronica

PRODUCTION -- Overall Stage Results

IR Sud Handgun

Printed avril 15, 2015 at 9:29



Stage 4 -- be accurate or run

	PTS	TIME	HIT FACTOR	STAGE POINTS	STAGE PERCENT	COMPETITOR # Name
47	76	41,45	1,8335	50,0555	41,71	126 SIMSON, James J
48	116	63,58	1,8245	49,8081	41,51	100 ORLANDINI, Alberto A
49	118	64,88	1,8187	49,6517	41,38	120 ROGER, Julien
50	100	59,32	1,6858	46,0216	38,35	44 DARRAS, Nicolas
51	114	70,04	1,6276	44,4346	37,03	160 BADI, Desiree
52	116	71,46	1,6233	44,3157	36,93	21 BOHAIN, Robin
53	114	71,57	1,5928	43,4847	36,24	96 MUNIER, Philippe P
54	62	39,90	1,5539	42,4211	35,35	8 BACH, Lucas
55	76	53,66	1,4163	38,6657	32,22	54 FAYOLLE, Arnaud
56	120	93,12	1,2887	35,1804	29,32	122 SANTERRE, Sebastien S
57	0	0,00	0,0000	0,0000	0,00	174 LEGAL, Eric E

CLASSIC -- Overall Stage Results

IR Sud Handgun

Printed avril 15, 2015 at 9:29



Stage 4 -- be accurate or run

	PTS	TIME	HIT FACTOR	STAGE POINTS	STAGE PERCENT	COMPETITOR # Name
1	99	26,78	3,6968	120,0000	100,00	22 BOIT, Julien
2	108	33,81	3,1943	103,6896	86,41	69 HAPIAK, Pierre-françois
3	104	36,13	2,8785	93,4377	77,86	107 PHOTION, David
4	119	48,09	2,4745	80,3246	66,94	63 GOY, Philippe
5	108	45,50	2,3736	77,0494	64,21	7 ARTAL, Audrey
6	110	46,71	2,3550	76,4433	63,70	136 WAVRANT, Xavier
7	118	63,06	1,8712	60,7414	50,62	165 FAVETO, Pierluigi P
8	115	66,46	1,7304	56,1687	46,81	81 MANT, Patrick

REVOLVER -- Overall Stage Results

IR Sud Handgun

Printed avril 15, 2015 at 9:29



Stage 4 -- be accurate or run

	PTS	TIME	HIT FACTOR	STAGE POINTS	STAGE PERCENT	COMPETITOR # Name
1	117	51,53	2,2705	120,0000	100,00	143 FULMINET, Anthony

OPEN -- Overall Stage Results

IR Sud Handgun

Printed avril 15, 2015 at 9:29



Stage 5 -- strong and weak hands

	PTS	TIME	HIT FACTOR	STAGE POINTS	STAGE PERCENT	COMPETITOR # Name
1	60	14,47	4,1465	60,0000	100,00	91 MEUNIER, GERARD G
2	56	13,63	4,1086	59,4512	99,09	46 DEITHRICH, Kurt K
3	58	15,19	3,8183	55,2508	92,08	171 AIELLO, Jean J
4	59	15,50	3,8065	55,0794	91,80	83 MARTIN, Patrice P
5	53	15,59	3,3996	49,1924	81,99	118 RENOUX, Gilles
6	54	17,10	3,1579	45,6947	76,16	173 PITOT-AIMARETTI, christophe
7	59	19,04	3,0987	44,8388	74,73	149 TARRADE, Alain
8	56	18,25	3,0685	44,4011	74,00	48 DEMANGEOT, Laurent L
9	56	18,84	2,9724	43,0106	71,68	62 GARNIER, Sullivan
10	56	18,84	2,9724	43,0106	71,68	49 DESAGNEAUX, Jean-Luc
11	47	16,13	2,9138	42,1630	70,27	99 OGANESSIAN, Sarkis
12	55	19,25	2,8571	41,3429	68,90	77 LELEU, CHRISTIAN C
13	59	20,72	2,8475	41,2032	68,67	105 PENALVA-PASQUET, Pierre-jean P
14	59	21,56	2,7365	39,5979	66,00	164 GOLI, GERARD G
15	43	16,12	2,6675	38,5986	64,33	11 BALESI, Daniel
16	56	21,03	2,6629	38,5316	64,22	145 LAUREMBOURLE, JACQUES J
17	53	20,19	2,6251	37,9846	63,31	64 GRASSO, Bruno
18	40	16,53	2,4198	35,0151	58,36	39 CURI, Yann
19	58	24,42	2,3751	34,3677	57,28	103 PELLEGRINI, Jean-François
20	58	26,88	2,1577	31,2225	52,04	140 ASTORG, GERARD G
21	55	27,92	1,9699	28,5047	47,51	101 PANE, Bernard B
22	51	25,92	1,9676	28,4711	47,45	43 DAMIANO, Georges
23	41	21,28	1,9267	27,8792	46,47	84 MARTIN, Olivia O
24	27	14,72	1,8342	26,5414	44,24	33 COLOMBINI, Jean Pierre
25	60	37,96	1,5806	22,8714	38,12	170 PALETOU, Rene
26	57	36,13	1,5776	22,8284	38,05	109 PITOT-AIMARETTI, Robert R
27	36	24,31	1,4809	21,4282	35,71	40 CZYKAJLO, Jerome
28	45	34,54	1,3028	18,8521	31,42	152 CHARPENTIER, Bernard
29	34	32,68	1,0404	15,0545	25,09	1 AGRINIER, Didier
30	41	61,39	0,6679	9,6640	16,11	124 SCHUMANN, Christophe
31	27	49,70	0,5433	7,8610	13,10	52 ETOURNEAU, Helene

STANDARD -- Overall Stage Results

IR Sud Handgun

Printed avril 15, 2015 at 9:29



Stage 5 -- strong and weak hands

	PTS	TIME	HIT FACTOR	STAGE POINTS	STAGE PERCENT	COMPETITOR # Name
1	58	14,55	3,9863	60,0000	100,00	32 CLOT, Jean-marc
2	57	16,74	3,4050	51,2514	85,42	132 VANDENABEELLE, Christian C
3	57	17,98	3,1702	47,7168	79,53	9 BACULARD, Patrick
4	40	13,56	2,9499	44,4004	74,00	112 POIRET, Jerome
5	52	17,96	2,8953	43,5796	72,63	13 BELLAT, Arnaud
6	54	18,98	2,8451	42,8237	71,37	125 SENDOU, Frederic F
7	53	18,89	2,8057	42,2309	70,38	75 LAPEYRE, Franck F
8	59	21,73	2,7151	40,8675	68,11	74 LAMY, Jean-Michel
9	54	20,43	2,6432	39,7843	66,31	68 GUINTOLI, Gilles
10	58	24,71	2,3472	35,3298	58,88	56 FELT, Olivier
11	55	23,73	2,3177	34,8860	58,14	23 BOUDINELLE, Jeremy
12	55	23,91	2,3003	34,6234	57,71	138 WEBER, DIDIER D
13	54	23,91	2,2585	33,9939	56,66	137 WEBER, Matthias M
14	35	15,87	2,2054	33,1954	55,33	12 BEAUNIER, Francois
15	53	24,21	2,1892	32,9509	54,92	66 GUERIN, Patrick
16	37	17,86	2,0717	31,1822	51,97	141 DAZZI, GEORGES G
17	43	24,46	1,7580	26,4605	44,10	72 JONES, Adrian
18	54	31,09	1,7369	26,1432	43,57	17 BLANQUET, Carine
19	42	24,88	1,6881	25,4089	42,35	130 THEVENET, Guillaume G
20	55	32,89	1,6722	25,1701	41,95	30 CHAUVEAU, Audrey
21	56	33,68	1,6627	25,0266	41,71	90 MELISSA, Jose
22	56	33,69	1,6622	25,0192	41,70	47 DEMAMETZ, Laurent
23	43	26,19	1,6418	24,7126	41,19	27 CAMPOS, Benoit
24	57	35,12	1,6230	24,4291	40,72	85 MARTIN-PRIVAT, Pierre P
25	46	29,13	1,5791	23,7686	39,61	18 BLONDIAUX, Sophie
26	56	36,18	1,5478	23,2973	38,83	71 HOCQUET, Serge
27	50	33,26	1,5033	22,6274	37,71	95 MOURGUES, Jacques J
28	48	34,64	1,3857	20,8569	34,76	41 DAGORNO, Paul
29	43	31,63	1,3595	20,4624	34,10	97 NERI, Christian C
30	54	40,81	1,3232	19,9165	33,19	16 BEZOT, Delphine
31	59	49,44	1,1934	17,9622	29,94	172 BENNE, Mathieu
32	27	22,67	1,1910	17,9266	29,88	37 COUVIGNOU, Jerome
33	33	47,17	0,6996	10,5301	17,55	104 PEN, Julien
34	14	33,02	0,4240	6,3817	10,64	123 SCHUMANN, Yves
35	12	32,29	0,3716	5,5937	9,32	116 RAOUL, Eric
36	0	21,58	0,0000	0,0000	0,00	57 FONTAINE, Aurelie
37	0	19,41	0,0000	0,0000	0,00	147 SAARBACH, Stafford S

PRODUCTION -- Overall Stage Results

IR Sud Handgun

Printed avril 15, 2015 at 9:29



Stage 5 -- strong and weak hands

	PTS	TIME	HIT FACTOR	STAGE POINTS	STAGE PERCENT	COMPETITOR # Name
1	54	14,96	3,6096	60,0000	100,00	31 CLAIRE, Olivier
2	52	15,52	3,3505	55,6930	92,82	45 DE CHESSE, Laurent
3	52	17,37	2,9937	49,7614	82,94	50 DESTREBECK, Marian
4	52	18,38	2,8292	47,0270	78,38	14 BERGAMASCO, Nicolas
5	56	20,85	2,6859	44,6448	74,41	35 COLOMBOT, Sebastien
6	52	19,37	2,6846	44,6234	74,37	139 WILLMES, Siegfried
7	52	19,74	2,6342	43,7870	72,98	6 AMARO, Dominique
8	56	21,58	2,5950	43,1346	71,89	8 BACH, Lucas
9	52	20,04	2,5948	43,1315	71,89	88 MATTER, Sebastien S
10	46	18,00	2,5556	42,4790	70,80	20 BOHAIN, Jean-Luc
11	50	20,51	2,4378	40,5222	67,54	167 RANGOLE, Hervé H
12	52	21,52	2,4164	40,1652	66,94	162 RUINI, Claudio C
13	44	18,39	2,3926	39,7704	66,28	51 EVESQUE, Michel
14	50	20,95	2,3866	39,6712	66,12	134 VERLINDE, Camille
15	56	23,60	2,3729	39,4426	65,74	89 MELISSA, Aurelie A
16	54	22,95	2,3529	39,1111	65,19	36 CORNUT, Pierre P
17	54	23,07	2,3407	38,9077	64,85	53 FARKAS, Jean
18	56	23,94	2,3392	38,8824	64,80	146 MORENO, Cyril
19	56	24,04	2,3295	38,7207	64,53	82 MANT, Lars
20	44	19,02	2,3134	38,4531	64,09	96 MUNIER, Philippe P
21	44	19,24	2,2869	38,0134	63,36	126 SIMSON, James J
22	50	22,11	2,2614	37,5898	62,65	113 POLO, Bruno B
23	29	13,58	2,1355	35,4966	59,16	55 FELT, BAPTISTE B
24	48	22,68	2,1164	35,1793	58,63	38 CROUZET, Stephane
25	54	25,81	2,0922	34,7772	57,96	10 BADESA, Pierre
26	37	17,78	2,0810	34,5907	57,65	122 SANTERRE, Sebastien S
27	52	25,46	2,0424	33,9496	56,58	169 MICHEL, Thibault
28	48	23,72	2,0236	33,6369	56,06	100 ORLANDINI, Alberto A
29	50	24,82	2,0145	33,4855	55,81	144 JEANJEAN, Jerome J
30	46	23,25	1,9785	32,8870	54,81	131 TROUP, Berangere
31	54	28,40	1,9014	31,6056	52,68	166 RAGE, Didier
32	54	28,68	1,8828	31,2971	52,16	24 BOUILLOT, Emmanuel
33	58	31,78	1,8250	30,3363	50,56	26 CALLE, Xavier X
34	48	28,16	1,7045	28,3333	47,22	21 BOHAIN, Robin
35	50	30,65	1,6313	27,1162	45,19	98 NEUMANN, Julien
36	39	24,05	1,6216	26,9550	44,92	67 GUILHOT, Patrick
37	58	36,31	1,5974	26,5516	44,25	120 ROGER, Julien
38	48	30,64	1,5666	26,0400	43,40	168 ITALIANO, Giuseppe
39	37	24,40	1,5164	25,2058	42,01	150 ILLE, Emeric
40	31	21,07	1,4713	24,4560	40,76	133 VENEZIA, Francis
41	52	35,67	1,4578	24,2320	40,39	151 ILLE, Veronica
42	35	24,04	1,4559	24,2004	40,33	44 DARRAS, Nicolas
43	35	25,05	1,3972	23,2247	38,71	108 PICCIOTTO, Tristan
44	35	25,71	1,3613	22,6285	37,71	87 MARYE, Christophe
45	24	17,89	1,3415	22,2992	37,17	60 GAL, Didier
46	38	28,89	1,3153	21,8638	36,44	160 BADI, Desiree

PRODUCTION -- Overall Stage Results

IR Sud Handgun

Printed avril 15, 2015 at 9:29



Stage 5 -- strong and weak hands

	PTS	TIME	HIT FACTOR	STAGE POINTS	STAGE PERCENT	COMPETITOR # Name
47	54	42,18	1,2802	21,2802	35,47	42 DAGORNO, Pascal
48	33	26,58	1,2415	20,6371	34,40	80 LOUVIER, Sebastien S
49	37	30,74	1,2036	20,0072	33,35	161 CAVEGLIONE, Cinzia
50	42	38,56	1,0892	18,1051	30,18	115 QUOILIN GINOLIN, Jean Pierre
51	40	39,09	1,0233	17,0092	28,35	2 AGRINIER, Pascal
52	24	24,39	0,9840	16,3564	27,26	73 JOUY, Jean-claude
53	25	25,52	0,9796	16,2835	27,14	111 PLANO, Olivier
54	41	43,23	0,9484	15,7648	26,27	54 FAYOLLE, Arnaud
55	33	39,13	0,8433	14,0182	23,36	58 FOUGERAY, Mickael
56	52	63,66	0,8168	13,5777	22,63	128 SYROKA, Teresa
57	15	21,65	0,6928	11,5166	19,19	3 ALAZARD, Christophe
58	0	0,00	0,0000	0,0000	0,00	174 LEGAL, Eric E

CLASSIC -- Overall Stage Results

IR Sud Handgun

Printed avril 15, 2015 at 9:29




Stage 5 -- strong and weak hands

	PTS	TIME	HIT FACTOR	STAGE POINTS	STAGE PERCENT	COMPETITOR # Name
1	56	16,57	3,3796	60,0000	100,00	107 PHOTION, David
2	44	17,02	2,5852	45,8964	76,49	22 BOIT, Julien
3	50	20,52	2,4366	43,2592	72,10	69 HAPIAK, Pierre-françois
4	56	25,60	2,1875	38,8359	64,73	165 FAVETO, Pierluigi P
5	51	27,28	1,8695	33,1903	55,32	81 MANT, Patrick
6	48	26,68	1,7991	31,9405	53,23	136 WAVRANT, Xavier
7	50	29,62	1,6880	29,9689	49,95	7 ARTAL, Audrey
8	54	33,68	1,6033	28,4648	47,44	63 GOY, Philippe

REVOLVER -- Overall Stage Results

IR Sud Handgun

Printed avril 15, 2015 at 9:29



Stage 5 -- strong and weak hands

	PTS	TIME	HIT FACTOR	STAGE POINTS	STAGE PERCENT	COMPETITOR # Name
1	54	32,43	1,6651	60,0000	100,00	143 FULMINET, Anthony

OPEN -- Overall Stage Results

IR Sud Handgun

Printed avril 15, 2015 at 9:29



Stage 6 -- surrender

	PTS	TIME	HIT FACTOR	STAGE POINTS	STAGE PERCENT	COMPETITOR # Name
1	55	9,80	5,6122	60,0000	100,00	173 PITOT-AIMARETTI, christophe
2	57	10,58	5,3875	57,5975	96,00	46 DEITHRICH, Kurt K
3	59	11,37	5,1891	55,4761	92,46	83 MARTIN, Patrice P
4	55	10,89	5,0505	53,9945	89,99	64 GRASSO, Bruno
5	57	12,02	4,7421	50,6973	84,50	33 COLOMBINI, Jean Pierre
6	57	13,22	4,3116	46,0954	76,83	49 DESAGNEAUX, Jean-Luc
7	56	13,03	4,2978	45,9471	76,58	149 TARRADE, Alain
8	53	12,61	4,2030	44,9340	74,89	40 CZYKAJLO, Jerome
9	55	13,48	4,0801	43,6202	72,70	124 SCHUMANN, Christophe
10	54	13,61	3,9677	42,4180	70,70	39 CURI, Yann
11	48	12,18	3,9409	42,1317	70,22	171 AIELLO, Jean J
12	57	14,54	3,9202	41,9107	69,85	103 PELLEGRINI, Jean-François
13	58	15,10	3,8411	41,0644	68,44	84 MARTIN, Olivia O
14	53	15,09	3,5123	37,5492	62,58	62 GARNIER, Sullivan
15	43	13,05	3,2950	35,2267	58,71	43 DAMIANO, Georges
16	28	10,78	2,5974	27,7686	46,28	11 BALESII, Daniel
17	29	12,33	2,3520	25,1449	41,91	118 RENOUX, Gilles
18	40	19,20	2,0833	22,2727	37,12	101 PANE, Bernard B
19	41	20,30	2,0197	21,5925	35,99	91 MEUNIER, GERARD G
20	28	15,03	1,8629	19,9165	33,19	99 OGANESSIAN, Sarkis
21	41	25,59	1,6022	17,1288	28,55	48 DEMANGEOT, Laurent L
22	39	25,09	1,5544	16,6180	27,70	109 PITOT-AIMARETTI, Robert R
23	20	17,61	1,1357	12,1419	20,24	1 AGRINIER, Didier
24	17	15,60	1,0897	11,6503	19,42	105 PENALVA-PASQUET, Pierre-jean P
25	32	31,72	1,0088	10,7853	17,98	170 PALETOU, Rene
26	0	21,31	0,0000	0,0000	0,00	152 CHARPENTIER, Bernard
27	0	4,98	0,0000	0,0000	0,00	140 ASTORG, GERARD G
28	0	55,08	0,0000	0,0000	0,00	52 ETOURNEAU, Helene
29	0	16,62	0,0000	0,0000	0,00	77 LELEU, CHRISTIAN C
30	0	14,11	0,0000	0,0000	0,00	164 GOLI, GERARD G
31	0	49,43	0,0000	0,0000	0,00	145 LAUREMBOURLE, JACQUES J

STANDARD -- Overall Stage Results

IR Sud Handgun

Printed avril 15, 2015 at 9:29



Stage 6 -- surrender

	PTS	TIME	HIT FACTOR	STAGE POINTS	STAGE PERCENT	COMPETITOR # Name
1	56	15,33	3,6530	60,0000	100,00	9 BACULARD, Patrick
2	44	12,26	3,5889	58,9478	98,25	112 POIRET, Jerome
3	55	15,61	3,5234	57,8716	96,45	138 WEBER, DIDIER D
4	45	12,93	3,4803	57,1636	95,27	32 CLOT, Jean-marc
5	31	15,01	2,0653	33,9224	56,54	23 BOUDINELLE, Jeremy
6	35	17,25	2,0290	33,3261	55,54	41 DAGORNO, Paul
7	37	18,63	1,9860	32,6208	54,37	13 BELLAT, Arnaud
8	44	22,19	1,9829	32,5687	54,28	90 MELISSA, Jose
9	52	26,50	1,9623	32,2302	53,72	132 VANDENABEELLE, Christian C
10	43	21,94	1,9599	32,1912	53,65	72 JONES, Adrian
11	27	14,18	1,9041	31,2747	52,12	75 LAPEYRE, Franck F
12	36	19,31	1,8643	30,6214	51,04	116 RAOUL, Eric
13	31	17,03	1,8203	29,8987	49,83	66 GUERIN, Patrick
14	32	18,46	1,7335	28,4724	47,45	27 CAMPOS, Benoit
15	53	32,69	1,6213	26,6297	44,38	172 BENNE, Mathieu
16	40	25,67	1,5582	25,5941	42,66	97 NERI, Christian C
17	33	22,42	1,4719	24,1760	40,29	137 WEBER, Matthias M
18	25	18,29	1,3669	22,4508	37,42	125 SENDOU, Frederic F
19	28	21,11	1,3264	21,7859	36,31	68 GUINTOLI, Gilles
20	23	17,75	1,2958	21,2831	35,47	95 MOURGUES, Jacques J
21	27	21,31	1,2670	20,8107	34,68	130 THEVENET, Guillaume G
22	18	15,27	1,1788	19,3615	32,27	56 FELT, Olivier
23	18	16,18	1,1125	18,2726	30,45	74 LAMY, Jean-Michel
24	18	16,44	1,0949	17,9836	29,97	37 COUVIGNOU, Jerome
25	18	17,28	1,0417	17,1094	28,52	85 MARTIN-PRIVAT, Pierre P
26	18	19,02	0,9464	15,5442	25,91	47 DEMAMETZ, Laurent
27	26	28,68	0,9066	14,8902	24,82	78 LEROUX, Mathieu
28	15	24,59	0,6100	10,0193	16,70	123 SCHUMANN, Yves
29	3	13,23	0,2268	3,7245	6,21	141 DAZZI, GEORGES G
30	2	13,07	0,1530	2,5134	4,19	12 BEAUNIER, Francois
31	2	29,25	0,0684	1,1231	1,87	30 CHAUVEAU, Audrey
32	0	15,80	0,0000	0,0000	0,00	147 SAARBACH, Stafford S
33	0	41,77	0,0000	0,0000	0,00	71 HOCQUET, Serge
34	0	20,18	0,0000	0,0000	0,00	57 FONTAINE, Aurelie
35	0	19,38	0,0000	0,0000	0,00	104 PEN, Julien
36	0	26,45	0,0000	0,0000	0,00	17 BLANQUET, Carine
37	0	31,93	0,0000	0,0000	0,00	16 BEZOT, Delphine
38	0	28,17	0,0000	0,0000	0,00	18 BLONDIAUX, Sophie

PRODUCTION -- Overall Stage Results

IR Sud Handgun

Printed avril 15, 2015 at 9:29



Stage 6 -- surrender

	PTS	TIME	HIT FACTOR	STAGE POINTS	STAGE PERCENT	COMPETITOR # Name
1	52	10,90	4,7706	60,0000	100,00	55 FELT, BAPTISTE B
2	50	13,66	3,6603	46,0356	76,73	6 AMARO, Dominique
3	54	15,55	3,4727	43,6755	72,79	139 WILLMES, Siegfried
4	48	13,93	3,4458	43,3376	72,23	169 MICHEL, Thibault
5	50	14,92	3,3512	42,1479	70,25	60 GAL, Didier
6	37	11,46	3,2286	40,6061	67,68	45 DE CHESSE, Laurent
7	39	13,72	2,8426	35,7507	59,58	31 CLAIRE, Olivier
8	48	17,14	2,8005	35,2213	58,70	38 CROUZET, Stephane
9	50	18,98	2,6344	33,1320	55,22	167 RANGOLE, Hervé H
10	54	21,20	2,5472	32,0356	53,39	162 RUINI, Claudio C
11	44	17,41	2,5273	31,7854	52,98	98 NEUMANN, Julien
12	39	16,62	2,3466	29,5126	49,19	88 MATTER, Sebastien S
13	37	15,93	2,3227	29,2119	48,69	8 BACH, Lucas
14	43	19,43	2,2131	27,8336	46,39	24 BOUILLOT, Emmanuel
15	39	18,00	2,1667	27,2500	45,42	131 TROUMP, Berangere
16	31	14,33	2,1633	27,2076	45,35	21 BOHAIN, Robin
17	43	21,36	2,0131	25,3187	42,20	120 ROGER, Julien
18	41	20,55	1,9951	25,0926	41,82	113 POLO, Bruno B
19	46	23,20	1,9828	24,9370	41,56	20 BOHAIN, Jean-Luc
20	35	18,68	1,8737	23,5649	39,27	10 BADESA, Pierre
21	54	29,33	1,8411	23,1556	38,59	26 CALLE, Xavier X
22	39	22,31	1,7481	21,9857	36,64	100 ORLANDINI, Alberto A
23	44	25,24	1,7433	21,9249	36,54	53 FARKAS, Jean
24	42	24,38	1,7227	21,6666	36,11	166 RAGE, Didier
25	27	16,48	1,6383	20,6054	34,34	122 SANTERRE, Sebastien S
26	39	24,39	1,5990	20,1107	33,52	54 FAYOLLE, Arnaud
27	27	17,22	1,5679	19,7199	32,87	87 MARYE, Christophe
28	20	13,54	1,4771	18,5774	30,96	3 ALAZARD, Christophe
29	28	19,50	1,4359	18,0592	30,10	2 AGRINIER, Pascal
30	27	19,21	1,4055	17,6771	29,46	134 VERLINDE, Camille
31	33	23,59	1,3989	17,5938	29,32	144 JEANJEAN, Jerome J
32	29	22,46	1,2912	16,2391	27,07	133 VENEZIA, Francis
33	24	19,01	1,2625	15,8783	26,46	126 SIMSON, James J
34	29	22,99	1,2614	15,8648	26,44	168 ITALIANO, Giuseppe
35	27	21,58	1,2512	15,7357	26,23	35 COLOMBOT, Sebastien
36	25	20,60	1,2136	15,2633	25,44	89 MELISSA, Aurelie A
37	27	23,84	1,1326	14,2440	23,74	42 DAGORNO, Pascal
38	33	30,21	1,0924	13,7384	22,90	161 CAVEGLIONE, Cinzia
39	32	34,70	0,9222	11,5983	19,33	150 ILLE, Emeric
40	27	29,69	0,9094	11,4374	19,06	115 QUOILIN GINOLIN, Jean Pierre
41	16	18,14	0,8820	11,0932	18,49	51 EVESQUE, Michel
42	25	28,51	0,8769	11,0285	18,38	44 DARRAS, Nicolas
43	19	21,74	0,8740	10,9918	18,32	108 PICCIOTTO, Tristan
44	29	33,40	0,8683	10,9201	18,20	128 SYROKA, Teresa
45	27	33,98	0,7946	9,9934	16,66	151 ILLE, Veronica
46	19	24,16	0,7864	9,8908	16,48	96 MUNIER, Philippe P

PRODUCTION -- Overall Stage Results

IR Sud Handgun

Printed avril 15, 2015 at 9:29



Stage 6 -- surrender

	PTS	TIME	HIT FACTOR	STAGE POINTS	STAGE PERCENT	COMPETITOR # Name
47	16	24,36	0,6568	8,2607	13,77	73 JOUY, Jean-claude
48	12	18,30	0,6557	8,2472	13,75	36 CORNUT, Pierre P
49	10	17,65	0,5666	7,1257	11,88	67 GUILHOT, Patrick
50	8	16,03	0,4991	6,2767	10,46	82 MANT, Lars
51	10	26,47	0,3778	4,7514	7,92	111 PLANO, Olivier
52	6	16,70	0,3593	4,5187	7,53	80 LOUVIER, Sebastien S
53	11	32,39	0,3396	4,2713	7,12	58 FOUGERAY, Mickael
54	3	21,64	0,1386	1,7436	2,91	160 BADI, Desiree
55	0	12,17	0,0000	0,0000	0,00	50 DESTREBECK, Marian
56	0	15,65	0,0000	0,0000	0,00	14 BERGAMASCO, Nicolas
57	0	0,00	0,0000	0,0000	0,00	174 LEGAL, Eric E
58	0	20,98	0,0000	0,0000	0,00	146 MORENO, Cyril

CLASSIC -- Overall Stage Results

IR Sud Handgun

Printed avril 15, 2015 at 9:29



Stage 6 -- surrender

	PTS	TIME	HIT FACTOR	STAGE POINTS	STAGE PERCENT	COMPETITOR # Name
1	48	11,13	4,3127	60,0000	100,00	22 BOIT, Julien
2	52	19,20	2,7083	37,6797	62,80	81 MANT, Patrick
3	35	16,46	2,1264	29,5831	49,31	136 WAVRANT, Xavier
4	39	23,67	1,6477	22,9230	38,21	63 GOY, Philippe
5	39	26,30	1,4829	20,6307	34,38	7 ARTAL, Audrey
6	31	21,25	1,4588	20,2959	33,83	165 FAVETO, Pierluigi P
7	14	14,49	0,9662	13,4420	22,40	69 HAPIAK, Pierre-françois
8	0	14,04	0,0000	0,0000	0,00	107 PHOTION, David

REVOLVER -- Overall Stage Results

IR Sud Handgun

Printed avril 15, 2015 at 9:29



Stage 6 -- surrender

	PTS	TIME	HIT FACTOR	STAGE POINTS	STAGE PERCENT	COMPETITOR # Name
1	41	27,25	1,5046	60,0000	100,00	143 FULMINET, Anthony

OPEN -- Overall Stage Results

IR Sud Handgun

Printed avril 15, 2015 at 9:29



Stage 7 -- zig zag

	PTS	TIME	HIT FACTOR	STAGE POINTS	STAGE PERCENT	COMPETITOR # Name
1	118	17,94	6,5775	120,0000	100,00	46 DEITHRICH, Kurt K
2	116	21,56	5,3803	98,1592	81,80	149 TARRADE, Alain
3	115	22,29	5,1593	94,1260	78,44	64 GRASSO, Bruno
4	119	23,64	5,0338	91,8377	76,53	49 DESAGNEAUX, Jean-Luc
5	108	22,72	4,7535	86,7236	72,27	40 CZYKAJLO, Jerome
6	116	24,94	4,6512	84,8561	70,71	164 GOLI, GERARD G
7	115	24,99	4,6018	83,9563	69,96	33 COLOMBINI, Jean Pierre
8	117	26,48	4,4184	80,6101	67,18	103 PELLEGRINI, Jean-François
9	103	23,48	4,3867	80,0315	66,69	173 PITOT-AIMARETTI, christophe
10	106	24,87	4,2622	77,7592	64,80	62 GARNIER, Sullivan
11	116	27,52	4,2151	76,9009	64,08	77 LELEU, CHRISTIAN C
12	117	27,94	4,1875	76,3979	63,66	83 MARTIN, Patrice P
13	104	25,15	4,1352	75,4427	62,87	171 AIELLO, Jean J
14	116	28,53	4,0659	74,1785	61,82	1 AGRINIER, Didier
15	112	29,39	3,8108	69,5249	57,94	84 MARTIN, Olivia O
16	92	24,56	3,7459	68,3410	56,95	124 SCHUMANN, Christophe
17	109	29,59	3,6837	67,2053	56,00	99 OGANESSIAN, Sarkis
18	99	26,88	3,6830	67,1936	55,99	43 DAMIANO, Georges
19	118	32,49	3,6319	66,2604	55,22	145 LAUREMBOURLE, JACQUES J
20	93	25,84	3,5991	65,6617	54,72	105 PENALVA-PASQUET, Pierre-jean P
21	98	29,53	3,3187	60,5458	50,45	39 CURI, Yann
22	73	22,16	3,2942	60,1000	50,08	11 BALES, Daniel
23	99	30,79	3,2153	58,6607	48,88	140 ASTORG, GERARD G
24	117	36,41	3,2134	58,6255	48,85	152 CHARPENTIER, Bernard
25	113	35,46	3,1867	58,1382	48,45	48 DEMANGEOT, Laurent L
26	97	31,13	3,1160	56,8479	47,37	91 MEUNIER, GERARD G
27	119	40,10	2,9676	54,1408	45,12	109 PITOT-AIMARETTI, Robert R
28	66	22,57	2,9242	53,3500	44,46	118 RENOUX, Gilles
29	120	41,57	2,8867	52,6651	43,89	170 PALETOU, Rene
30	119	41,61	2,8599	52,1760	43,48	101 PANE, Bernard B
31	65	55,27	1,1760	21,4558	17,88	52 ETOURNEAU, Helene

STANDARD -- Overall Stage Results

IR Sud Handgun

Printed avril 15, 2015 at 9:29



Stage 7 -- zig zag

	PTS	TIME	HIT FACTOR	STAGE POINTS	STAGE PERCENT	COMPETITOR # Name
1	104	18,32	5,6769	120,0000	100,00	112 POIRET, Jerome
2	111	20,12	5,5169	116,6188	97,18	9 BACULARD, Patrick
3	111	22,39	4,9576	104,7954	87,33	12 BEAUNIER, Francois
4	116	23,74	4,8863	103,2882	86,07	66 GUERIN, Patrick
5	118	24,17	4,8821	103,1998	86,00	74 LAMY, Jean-Michel
6	107	21,97	4,8703	102,9502	85,79	75 LAPEYRE, Franck F
7	114	24,96	4,5673	96,5459	80,45	56 FELT, Olivier
8	108	25,74	4,1958	88,6928	73,91	13 BELLAT, Arnaud
9	110	26,23	4,1937	88,6478	73,87	125 SENDOU, Frederic F
10	119	28,79	4,1334	87,3733	72,81	23 BOUDINELLE, Jeremy
11	114	27,88	4,0890	86,4342	72,03	72 JONES, Adrian
12	116	28,39	4,0859	86,3706	71,98	138 WEBER, DIDIER D
13	115	28,52	4,0323	85,2357	71,03	32 CLOT, Jean-marc
14	117	29,14	4,0151	84,8730	70,73	78 LEROUX, Mathieu
15	120	30,71	3,9075	82,5990	68,83	137 WEBER, Matthias M
16	119	31,32	3,7995	80,3154	66,93	130 THEVENET, Guillaume G
17	103	27,11	3,7993	80,3121	66,93	68 GUINTOLI, Gilles
18	116	30,88	3,7565	79,4061	66,17	85 MARTIN-PRIVAT, Pierre P
19	108	29,04	3,7190	78,6141	65,51	41 DAGORNO, Paul
20	112	30,24	3,7037	78,2906	65,24	37 COUVIGNOU, Jerome
21	104	28,58	3,6389	76,9209	64,10	116 RAOUL, Eric
22	120	33,28	3,6058	76,2204	63,52	90 MELISSA, Jose
23	114	32,99	3,4556	73,0459	60,87	71 HOCQUET, Serge
24	103	30,33	3,3960	71,7857	59,82	30 CHAUVEAU, Audrey
25	116	36,25	3,2000	67,6431	56,37	47 DEMAMETZ, Laurent
26	112	38,20	2,9319	61,9766	51,65	95 MOURGUES, Jacques J
27	95	32,95	2,8832	60,9455	50,79	147 SAARBACH, Stafford S
28	70	24,63	2,8421	60,0768	50,06	141 DAZZI, GEORGES G
29	102	36,60	2,7869	58,9105	49,09	97 NERI, Christian C
30	75	27,39	2,7382	57,8819	48,23	57 FONTAINE, Aurelie
31	95	35,90	2,6462	55,9374	46,61	18 BLONDIAUX, Sophie
32	91	35,34	2,5750	54,4312	45,36	17 BLANQUET, Carine
33	106	41,51	2,5536	53,9792	44,98	123 SCHUMANN, Yves
34	77	31,87	2,4161	51,0719	42,56	104 PEN, Julien
35	100	45,41	2,2022	46,5502	38,79	132 VANDENABEELLE, Christian C
36	120	56,21	2,1349	45,1275	37,61	172 BENNE, Mathieu
37	56	30,56	1,8325	38,7354	32,28	27 CAMPOS, Benoit
38	86	60,12	1,4305	30,2380	25,20	16 BEZOT, Delphine

PRODUCTION -- Overall Stage Results

IR Sud Handgun

Printed avril 15, 2015 at 9:29



Stage 7 -- zig zag

	PTS	TIME	HIT FACTOR	STAGE POINTS	STAGE PERCENT	COMPETITOR # Name
1	95	17,90	5,3073	120,0000	100,00	55 FELT, BAPTISTE B
2	102	20,31	5,0222	113,5536	94,63	45 DE CHESSE, Laurent
3	116	23,44	4,9488	111,8951	93,25	6 AMARO, Dominique
4	108	21,98	4,9136	111,0981	92,58	31 CLAIRE, Olivier
5	110	23,50	4,6809	105,8365	88,20	139 WILLMES, Siegfried
6	108	23,12	4,6713	105,6201	88,02	50 DESTREBECK, Marian
7	110	23,77	4,6277	104,6343	87,20	14 BERGAMASCO, Nicolas
8	116	25,59	4,5330	102,4940	85,41	51 EVESQUE, Michel
9	110	24,35	4,5175	102,1420	85,12	21 BOHAIN, Robin
10	114	25,56	4,4601	100,8451	84,04	88 MATTER, Sebastien S
11	120	27,07	4,4330	100,2314	83,53	168 ITALIANO, Giuseppe
12	102	23,05	4,4252	100,0553	83,38	113 POLO, Bruno B
13	114	26,26	4,3412	98,1569	81,80	8 BACH, Lucas
14	112	25,91	4,3227	97,7375	81,45	162 RUINI, Claudio C
15	106	24,70	4,2915	97,0330	80,86	167 RANGOLE, Hervé H
16	114	27,16	4,1973	94,9043	79,09	122 SANTERRE, Sebastien S
17	116	28,10	4,1281	93,3388	77,78	82 MANT, Lars
18	120	29,07	4,1280	93,3355	77,78	89 MELISSA, Aurelie A
19	112	27,43	4,0831	92,3215	76,93	38 CROUZET, Stephane
20	108	26,60	4,0602	91,8021	76,50	87 MARYE, Christophe
21	95	23,72	4,0051	90,5565	75,46	60 GAL, Didier
22	110	27,61	3,9841	90,0818	75,07	131 TROUMP, Berangere
23	106	26,78	3,9582	89,4965	74,58	67 GUILHOT, Patrick
24	116	29,54	3,9269	88,7888	73,99	36 CORNUT, Pierre P
25	120	30,89	3,8848	87,8363	73,20	126 SIMSON, James J
26	106	27,41	3,8672	87,4395	72,87	3 ALAZARD, Christophe
27	114	29,81	3,8242	86,4676	72,06	169 MICHEL, Thibault
28	106	27,89	3,8006	85,9346	71,61	166 RAGE, Didier
29	110	29,63	3,7125	83,9405	69,95	10 BADESA, Pierre
30	118	32,15	3,6703	82,9873	69,16	146 MORENO, Cyril
31	110	30,36	3,6232	81,9222	68,27	24 BOUILLOT, Emmanuel
32	93	25,91	3,5893	81,1570	67,63	134 VERLINDE, Camille
33	114	32,87	3,4682	78,4180	65,35	35 COLOMBOT, Sebastien
34	101	29,17	3,4625	78,2881	65,24	26 CALLE, Xavier X
35	112	32,70	3,4251	77,4428	64,54	111 PLANO, Olivier
36	103	30,17	3,4140	77,1921	64,33	96 MUNIER, Philippe P
37	114	33,56	3,3969	76,8057	64,00	160 BADI, Desiree
38	118	35,04	3,3676	76,1428	63,45	133 VENEZIA, Francis
39	110	32,77	3,3567	75,8974	63,25	108 PICCIOTTO, Tristan
40	118	35,64	3,3109	74,8609	62,38	73 JOUY, Jean-claude
41	108	32,65	3,3078	74,7913	62,33	44 DARRAS, Nicolas
42	116	35,67	3,2520	73,5302	61,28	20 BOHAIN, Jean-Luc
43	86	26,67	3,2246	72,9098	60,76	98 NEUMANN, Julien
44	114	35,54	3,2077	72,5267	60,44	120 ROGER, Julien
45	116	36,81	3,1513	71,2530	59,38	54 FAYOLLE, Arnaud
46	104	33,08	3,1439	71,0851	59,24	144 JEANJEAN, Jerome J

PRODUCTION -- Overall Stage Results

IR Sud Handgun

Printed avril 15, 2015 at 9:29



Stage 7 -- zig zag

	PTS	TIME	HIT FACTOR	STAGE POINTS	STAGE PERCENT	COMPETITOR # Name
47	91	29,46	3,0889	69,8424	58,20	100 ORLANDINI, Alberto A
48	110	37,98	2,8963	65,4860	54,57	161 CAVEGLIONE, Cinzia
49	114	39,46	2,8890	65,3218	54,43	2 AGRINIER, Pascal
50	92	32,40	2,8395	64,2027	53,50	115 QUOILIN GINOLIN, Jean Pierre
51	94	33,40	2,8144	63,6344	53,03	80 LOUVIER, Sebastien S
52	95	34,25	2,7737	62,7153	52,26	128 SYROKA, Teresa
53	72	26,31	2,7366	61,8760	51,56	58 FOUGERAY, Mickael
54	110	43,26	2,5428	57,4933	47,91	150 ILLE, Emeric
55	116	49,18	2,3587	53,3311	44,44	53 FARKAS, Jean
56	70	34,93	2,0040	45,3117	37,76	42 DAGORNO, Pascal
57	68	48,20	1,4108	31,8987	26,58	151 ILLE, Veronica
58	0	0,00	0,0000	0,0000	0,00	174 LEGAL, Eric E

CLASSIC -- Overall Stage Results

IR Sud Handgun

Printed avril 15, 2015 at 9:29




Stage 7 -- zig zag

	PTS	TIME	HIT FACTOR	STAGE POINTS	STAGE PERCENT	COMPETITOR # Name
1	104	19,00	5,4737	120,0000	100,00	22 BOIT, Julien
2	116	21,68	5,3506	117,3006	97,75	107 PHOTION, David
3	112	24,82	4,5125	98,9277	82,44	69 HAPIAK, Pierre-françois
4	94	24,79	3,7919	83,1291	69,27	136 WAVRANT, Xavier
5	105	27,73	3,7865	83,0120	69,18	81 MANT, Patrick
6	117	32,76	3,5714	78,2967	65,25	63 GOY, Philippe
7	109	32,21	3,3840	74,1886	61,82	165 FAVETO, Pierluigi P
8	118	39,36	2,9980	65,7247	54,77	7 ARTAL, Audrey

REVOLVER -- Overall Stage Results

IR Sud Handgun

Printed avril 15, 2015 at 9:29



Stage 7 -- zig zag

	PTS	TIME	HIT FACTOR	STAGE POINTS	STAGE PERCENT	COMPETITOR # Name
1	112	37,16	3,0140	120,0000	100,00	143 FULMINET, Anthony

OPEN -- Overall Stage Results

IR Sud Handgun

Printed avril 15, 2015 at 9:29



Stage 8 -- simple ?

	PTS	TIME	HIT FACTOR	STAGE POINTS	STAGE PERCENT	COMPETITOR # Name
1	59	14,49	4,0718	60,0000	100,00	173 PITOT-AIMARETTI, christophe
2	59	15,15	3,8944	57,3861	95,64	49 DESAGNEAUX, Jean-Luc
3	56	15,39	3,6387	53,6188	89,36	64 GRASSO, Bruno
4	59	16,39	3,5998	53,0445	88,41	33 COLOMBINI, Jean Pierre
5	58	16,21	3,5780	52,7245	87,87	46 DEITHRICH, Kurt K
6	57	17,24	3,3063	48,7198	81,20	171 AIELLO, Jean J
7	58	17,83	3,2529	47,9341	79,89	39 CURI, Yann
8	59	18,51	3,1875	46,9692	78,28	99 OGANESSIAN, Sarkis
9	58	18,48	3,1385	46,2481	77,08	83 MARTIN, Patrice P
10	60	19,35	3,1008	45,6918	76,15	164 GOLI, GERARD G
11	58	19,36	2,9959	44,1459	73,58	77 LELEU, CHRISTIAN C
12	60	20,53	2,9226	43,0655	71,78	103 PELLEGRINI, Jean-François
13	47	16,48	2,8519	42,0251	70,04	40 CZYKAJLO, Jerome
14	45	16,24	2,7709	40,8314	68,05	149 TARRADE, Alain
15	60	21,96	2,7322	40,2612	67,10	91 MEUNIER, GERARD G
16	50	18,40	2,7174	40,0424	66,74	11 BALESI, Daniel
17	58	21,75	2,6667	39,2949	65,49	140 ASTORG, GERARD G
18	59	22,47	2,6257	38,6916	64,49	101 PANE, Bernard B
19	44	17,68	2,4887	36,6723	61,12	124 SCHUMANN, Christophe
20	60	25,34	2,3678	34,8909	58,15	48 DEMANGEOT, Laurent L
21	60	28,29	2,1209	31,2526	52,09	109 PITOT-AIMARETTI, Robert R
22	50	24,34	2,0542	30,2703	50,45	145 LAUREMBOURLE, JACQUES J
23	47	25,60	1,8359	27,0536	45,09	43 DAMIANO, Georges
24	49	28,38	1,7266	25,4420	42,40	84 MARTIN, Olivia O
25	29	16,97	1,7089	25,1816	41,97	118 RENOUX, Gilles
26	58	35,76	1,6219	23,9000	39,83	152 CHARPENTIER, Bernard
27	24	19,03	1,2612	18,5840	30,97	62 GARNIER, Sullivan
28	24	20,21	1,1875	17,4990	29,16	105 PENALVA-PASQUET, Pierre-jean P
29	40	39,93	1,0018	14,7614	24,60	170 PALETOU, Rene
30	35	45,14	0,7754	11,4255	19,04	52 ETOURNEAU, Helene
31	0	23,79	0,0000	0,0000	0,00	1 AGRINIER, Didier

STANDARD -- Overall Stage Results

IR Sud Handgun

Printed avril 15, 2015 at 9:29



Stage 8 -- simple ?

	PTS	TIME	HIT FACTOR	STAGE POINTS	STAGE PERCENT	COMPETITOR # Name
1	48	13,88	3,4582	60,0000	100,00	112 POIRET, Jerome
2	59	18,24	3,2346	56,1212	93,54	125 SENDOU, Frederic F
3	58	17,98	3,2258	55,9677	93,28	9 BACULARD, Patrick
4	58	19,27	3,0099	52,2211	87,04	56 FELT, Olivier
5	57	19,91	2,8629	49,6710	82,79	78 LEROUX, Mathieu
6	48	18,67	2,5710	44,6063	74,34	12 BEAUNIER, Francois
7	50	19,55	2,5575	44,3734	73,96	32 CLOT, Jean-marc
8	52	20,52	2,5341	43,9669	73,28	68 GUINTOLI, Gilles
9	55	22,03	2,4966	43,3159	72,19	132 VANDENABEELLE, Christian C
10	55	22,17	2,4808	43,0424	71,74	37 COUVIGNOU, Jerome
11	56	23,39	2,3942	41,5391	69,23	147 SAARBACH, Stafford S
12	56	23,72	2,3609	40,9612	68,27	95 MOURGUES, Jacques J
13	54	23,68	2,2804	39,5650	65,94	72 JONES, Adrian
14	56	24,65	2,2718	39,4158	65,69	71 HOCQUET, Serge
15	53	23,92	2,2157	38,4427	64,07	138 WEBER, DIDIER D
16	48	22,65	2,1192	36,7682	61,28	23 BOUDINELLE, Jeremy
17	48	23,03	2,0842	36,1615	60,27	13 BELLAT, Arnaud
18	47	22,58	2,0815	36,1138	60,19	66 GUERIN, Patrick
19	58	28,42	2,0408	35,4082	59,01	137 WEBER, Matthias M
20	46	23,42	1,9641	34,0777	56,80	130 THEVENET, Guillaume G
21	58	31,65	1,8325	31,7946	52,99	97 NERI, Christian C
22	39	21,63	1,8031	31,2829	52,14	74 LAMY, Jean-Michel
23	48	27,93	1,7186	29,8174	49,70	116 RAOUL, Eric
24	47	28,39	1,6555	28,7231	47,87	85 MARTIN-PRIVAT, Pierre P
25	40	25,39	1,5754	27,3336	45,56	41 DAGORNO, Paul
26	34	22,08	1,5399	26,7165	44,53	57 FONTAINE, Aurelie
27	46	32,12	1,4321	24,8474	41,41	90 MELISSA, Jose
28	42	32,80	1,2805	22,2165	37,03	17 BLANQUET, Carine
29	31	26,27	1,1801	20,4739	34,12	141 DAZZI, GEORGES G
30	37	31,49	1,1750	20,3858	33,98	27 CAMPOS, Benoit
31	50	42,73	1,1701	20,3019	33,84	16 BEZOT, Delphine
32	39	34,55	1,1288	19,5847	32,64	172 BENNE, Mathieu
33	48	42,61	1,1265	19,5447	32,57	123 SCHUMANN, Yves
34	19	27,70	0,6859	11,9007	19,83	30 CHAUVEAU, Audrey
35	26	46,42	0,5601	9,7178	16,20	18 BLONDIAUX, Sophie
36	8	15,10	0,5298	9,1921	15,32	75 LAPEYRE, Franck F
37	10	25,39	0,3939	6,8334	11,39	47 DEMAMETZ, Laurent
38	0	27,45	0,0000	0,0000	0,00	104 PEN, Julien

PRODUCTION -- Overall Stage Results

IR Sud Handgun

Printed avril 15, 2015 at 9:29



Stage 8 -- simple ?

	PTS	TIME	HIT FACTOR	STAGE POINTS	STAGE PERCENT	COMPETITOR # Name
1	56	14,46	3,8728	60,0000	100,00	55 FELT, BAPTISTE B
2	56	14,79	3,7863	58,6613	97,77	31 CLAIRE, Olivier
3	60	16,64	3,6058	55,8637	93,11	6 AMARO, Dominique
4	58	17,12	3,3879	52,4875	87,48	14 BERGAMASCO, Nicolas
5	56	17,32	3,2333	50,0924	83,49	139 WILLMES, Siegfried
6	58	18,06	3,2115	49,7556	82,93	8 BACH, Lucas
7	56	18,54	3,0205	46,7961	77,99	51 EVESQUE, Michel
8	58	19,93	2,9102	45,0871	75,15	60 GAL, Didier
9	56	19,74	2,8369	43,9514	73,25	167 RANGOLE, Hervé H
10	56	19,76	2,8340	43,9069	73,18	134 VERLINDE, Camille
11	54	19,43	2,7792	43,0579	71,76	162 RUINI, Claudio C
12	56	20,36	2,7505	42,6130	71,02	168 ITALIANO, Giuseppe
13	54	20,42	2,6445	40,9703	68,28	87 MARYE, Christophe
14	54	20,56	2,6265	40,6914	67,82	36 CORNUT, Pierre P
15	52	19,86	2,6183	40,5654	67,61	89 MELISSA, Aurelie A
16	56	21,40	2,6168	40,5421	67,57	131 TROUMP, Berangere
17	54	21,10	2,5592	39,6500	66,08	24 BOUILLOT, Emmanuel
18	54	21,19	2,5484	39,4816	65,80	58 FOUGERAY, Mickael
19	48	19,07	2,5170	38,9962	64,99	50 DESTREBECK, Marian
20	48	19,20	2,5000	38,7321	64,55	88 MATTER, Sebastien S
21	46	19,89	2,3127	35,8306	59,72	113 POLO, Bruno B
22	60	25,96	2,3112	35,8078	59,68	126 SIMSON, James J
23	56	24,35	2,2998	35,6304	59,38	133 VENEZIA, Francis
24	37	16,29	2,2713	35,1894	58,65	21 BOHAIN, Robin
25	58	25,57	2,2683	35,1422	58,57	161 CAVEGLIONE, Cinzia
26	54	24,53	2,2014	34,1058	56,84	38 CROUZET, Stephane
27	43	20,33	2,1151	32,7690	54,61	169 MICHEL, Thibault
28	60	28,44	2,1097	32,6854	54,48	120 ROGER, Julien
29	56	27,08	2,0679	32,0384	53,40	108 PICCIOTTO, Tristan
30	33	15,99	2,0638	31,9740	53,29	45 DE CHESSE, Laurent
31	44	21,35	2,0609	31,9291	53,22	3 ALAZARD, Christophe
32	50	24,45	2,0450	31,6827	52,80	2 AGRINIER, Pascal
33	58	28,53	2,0329	31,4962	52,49	151 ILLE, Veronica
34	44	22,08	1,9928	30,8734	51,46	98 NEUMANN, Julien
35	48	24,46	1,9624	30,4030	50,67	144 JEANJEAN, Jerome J
36	50	25,59	1,9539	30,2713	50,45	35 COLOMBOT, Sebastien
37	50	26,11	1,9150	29,6684	49,45	115 QUOILIN GINOLIN, Jean Pierre
38	44	23,13	1,9023	29,4719	49,12	166 RAGE, Didier
39	50	27,55	1,8149	28,1177	46,86	82 MANT, Lars
40	50	28,08	1,7806	27,5870	45,98	100 ORLANDINI, Alberto A
41	58	32,87	1,7645	27,3376	45,56	150 ILLE, Emeric
42	38	21,64	1,7560	27,2056	45,34	122 SANTERRE, Sebastien S
43	43	24,73	1,7388	26,9387	44,90	10 BADESA, Pierre
44	41	24,15	1,6977	26,3026	43,84	54 FAYOLLE, Arnaud
45	46	27,75	1,6577	25,6819	42,80	96 MUNIER, Philippe P
46	39	24,00	1,6250	25,1759	41,96	53 FARKAS, Jean

PRODUCTION -- Overall Stage Results

IR Sud Handgun

Printed avril 15, 2015 at 9:29



Stage 8 -- simple ?

	PTS	TIME	HIT FACTOR	STAGE POINTS	STAGE PERCENT	COMPETITOR # Name
47	41	25,71	1,5947	24,7066	41,18	111 PLANO, Olivier
48	54	35,30	1,5297	23,7001	39,50	26 CALLE, Xavier X
49	48	32,73	1,4665	22,7210	37,87	146 MORENO, Cyril
50	36	25,36	1,4196	21,9930	36,66	160 BADI, Desiree
51	46	32,72	1,4059	21,7809	36,30	42 DAGORNO, Pascal
52	50	38,41	1,3017	20,1677	33,61	128 SYROKA, Teresa
53	27	20,88	1,2931	20,0339	33,39	20 BOHAIN, Jean-Luc
54	56	52,50	1,0667	16,5257	27,54	73 JOUY, Jean-claude
55	21	22,75	0,9231	14,3011	23,84	67 GUILHOT, Patrick
56	17	26,22	0,6484	10,0449	16,74	44 DARRAS, Nicolas
57	14	24,18	0,5790	8,9702	14,95	80 LOUVIER, Sebastien S
58	0	0,00	0,0000	0,0000	0,00	174 LEGAL, Eric E

CLASSIC -- Overall Stage Results

IR Sud Handgun

Printed avril 15, 2015 at 9:29



Stage 8 -- simple ?

	PTS	TIME	HIT FACTOR	STAGE POINTS	STAGE PERCENT	COMPETITOR # Name
1	56	15,43	3,6293	60,0000	100,00	22 BOIT, Julien
2	52	15,49	3,3570	55,4985	92,50	107 PHOTION, David
3	56	19,47	2,8762	47,5501	79,25	69 HAPIAK, Pierre-françois
4	58	22,40	2,5893	42,8064	71,34	7 ARTAL, Audrey
5	54	23,64	2,2843	37,7638	62,94	136 WAVRANT, Xavier
6	59	26,42	2,2332	36,9189	61,53	63 GOY, Philippe
7	48	22,54	2,1295	35,2060	58,68	81 MANT, Patrick
8	58	28,04	2,0685	34,1963	56,99	165 FAVETO, Pierluigi P

REVOLVER -- Overall Stage Results

IR Sud Handgun

Printed avril 15, 2015 at 9:29



Stage 8 -- simple ?

	PTS	TIME	HIT FACTOR	STAGE POINTS	STAGE PERCENT	COMPETITOR # Name
1	48	25,55	1,8787	60,0000	100,00	143 FULMINET, Anthony

OPEN -- Overall Stage Results

IR Sud Handgun

Printed avril 15, 2015 at 9:29



Stage 9 -- the x experience

	PTS	TIME	HIT FACTOR	STAGE POINTS	STAGE PERCENT	COMPETITOR # Name
1	115	17,50	6,5714	120,0000	100,00	46 DEITHRICH, Kurt K
2	112	18,87	5,9353	108,3846	90,32	33 COLOMBINI, Jean Pierre
3	119	20,65	5,7627	105,2321	87,69	49 DESAGNEAUX, Jean-Luc
4	112	19,94	5,6169	102,5686	85,47	11 BALESI, Daniel
5	90	16,27	5,5317	101,0128	84,18	173 PITOT-AIMARETTI, christophe
6	115	21,84	5,2656	96,1538	80,13	83 MARTIN, Patrice P
7	85	17,74	4,7914	87,4957	72,91	40 CZYKAJLO, Jerome
8	119	24,94	4,7715	87,1309	72,61	62 GARNIER, Sullivan
9	116	24,35	4,7639	86,9922	72,49	149 TARRADE, Alain
10	100	21,15	4,7281	86,3398	71,95	43 DAMIANO, Georges
11	90	19,27	4,6705	85,2869	71,07	164 GOLI, GERARD G
12	94	21,35	4,4028	80,3991	67,00	105 PENALVA-PASQUET, Pierre-jean P
13	112	26,42	4,2392	77,4117	64,51	118 RENOUX, Gilles
14	85	20,27	4,1934	76,5749	63,81	91 MEUNIER, GERARD G
15	116	27,80	4,1727	76,1964	63,50	103 PELLEGRINI, Jean-François
16	102	25,82	3,9504	72,1382	60,12	64 GRASSO, Bruno
17	117	29,65	3,9460	72,0581	60,05	39 CURI, Yann
18	81	22,37	3,6209	66,1212	55,10	171 AIELLO, Jean J
19	118	34,80	3,3908	61,9190	51,60	145 LAUREMBOURLE, JACQUES J
20	112	35,29	3,1737	57,9546	48,30	140 ASTORG, GERARD G
21	99	31,98	3,0957	56,5299	47,11	101 PANE, Bernard B
22	113	37,04	3,0508	55,7095	46,42	99 OGANESSIAN, Sarkis
23	99	35,40	2,7966	51,0685	42,56	124 SCHUMANN, Christophe
24	118	42,32	2,7883	50,9164	42,43	48 DEMANGEOT, Laurent L
25	120	45,26	2,6513	48,4159	40,35	152 CHARPENTIER, Bernard
26	114	43,45	2,6237	47,9111	39,93	109 PITOT-AIMARETTI, Robert R
27	104	39,77	2,6150	47,7528	39,79	170 PALETOU, Rene
28	118	45,73	2,5804	47,1197	39,27	1 AGRINIER, Didier
29	87	35,45	2,4542	44,8151	37,35	84 MARTIN, Olivia O
30	103	45,28	2,2747	41,5386	34,62	52 ETOURNEAU, Helene
31	45	28,60	1,5734	28,7321	23,94	77 LELEU, CHRISTIAN C

STANDARD -- Overall Stage Results

IR Sud Handgun

Printed avril 15, 2015 at 9:29



Stage 9 -- the x experience

	PTS	TIME	HIT FACTOR	STAGE POINTS	STAGE PERCENT	COMPETITOR # Name
1	99	18,22	5,4336	120,0000	100,00	112 POIRET, Jerome
2	117	22,08	5,2989	117,0257	97,52	12 BEAUNIER, Francois
3	101	23,97	4,2136	93,0567	77,55	9 BACULARD, Patrick
4	93	23,00	4,0435	89,2996	74,42	75 LAPEYRE, Franck F
5	102	25,72	3,9658	87,5838	72,99	137 WEBER, Matthias M
6	116	30,14	3,8487	84,9981	70,83	138 WEBER, DIDIER D
7	116	30,39	3,8170	84,2989	70,25	41 DAGORNO, Paul
8	116	30,72	3,7760	83,3933	69,49	66 GUERIN, Patrick
9	101	27,00	3,7407	82,6137	68,84	68 GUINTOLI, Gilles
10	116	31,86	3,6409	80,4094	67,01	13 BELLAT, Arnaud
11	93	26,49	3,5108	77,5346	64,61	141 DAZZI, GEORGES G
12	116	33,84	3,4279	75,7046	63,09	130 THEVENET, Guillaume G
13	85	29,01	2,9300	64,7091	53,92	72 JONES, Adrian
14	95	32,96	2,8823	63,6548	53,05	74 LAMY, Jean-Michel
15	112	42,93	2,6089	57,6171	48,01	27 CAMPOS, Benoit
16	85	33,05	2,5719	56,7992	47,33	32 CLOT, Jean-marc
17	103	40,43	2,5476	56,2636	46,89	37 COUVIGNOU, Jerome
18	73	28,96	2,5207	55,6697	46,39	56 FELT, Olivier
19	100	39,78	2,5138	55,5175	46,26	85 MARTIN-PRIVAT, Pierre P
20	89	36,77	2,4205	53,4553	44,55	90 MELISSA, Jose
21	88	38,32	2,2965	50,7168	42,26	78 LEROUX, Mathieu
22	76	33,40	2,2754	50,2529	41,88	23 BOUDINELLE, Jeremy
23	80	39,18	2,0419	45,0941	37,58	125 SENDOU, Frederic F
24	72	37,68	1,9108	42,2003	35,17	147 SAARBACH, Stafford S
25	66	35,45	1,8618	41,1171	34,26	30 CHAUVEAU, Audrey
26	86	46,21	1,8611	41,1014	34,25	95 MOURGUES, Jacques J
27	70	39,59	1,7681	39,0487	32,54	116 RAOUL, Eric
28	88	51,55	1,7071	37,7006	31,42	172 BENNE, Mathieu
29	114	69,20	1,6474	36,3826	30,32	97 NERI, Christian C
30	97	62,81	1,5443	34,1065	28,42	123 SCHUMANN, Yves
31	59	39,34	1,4997	33,1217	27,60	57 FONTAINE, Aurelie
32	89	60,95	1,4602	32,2486	26,87	16 BEZOT, Delphine
33	59	49,74	1,1862	26,1963	21,83	17 BLANQUET, Carine
34	68	61,61	1,1037	24,3754	20,31	132 VANDENABEELLE, Christian C
35	71	65,47	1,0845	23,9503	19,96	71 HOCQUET, Serge
36	61	63,01	0,9681	21,3804	17,82	18 BLONDIAUX, Sophie
37	31	59,84	0,5180	11,4410	9,53	104 PEN, Julien
38	6	47,25	0,1270	2,8044	2,34	47 DEMAMETZ, Laurent

PRODUCTION -- Overall Stage Results

IR Sud Handgun

Printed avril 15, 2015 at 9:29



Stage 9 -- the x experience

	PTS	TIME	HIT FACTOR	STAGE POINTS	STAGE PERCENT	COMPETITOR # Name
1	112	20,71	5,4080	120,0000	100,00	45 DE CHESSE, Laurent
2	91	16,98	5,3592	118,9179	99,10	55 FELT, BAPTISTE B
3	118	24,56	4,8046	106,6098	88,84	139 WILLMES, Siegfried
4	105	23,43	4,4814	99,4398	82,87	31 CLAIRE, Olivier
5	112	25,20	4,4444	98,6191	82,18	50 DESTREBECK, Marian
6	116	26,33	4,4056	97,7576	81,46	14 BERGAMASCO, Nicolas
7	114	27,55	4,1379	91,8177	76,51	6 AMARO, Dominique
8	114	27,64	4,1245	91,5188	76,27	60 GAL, Didier
9	110	27,99	3,9300	87,2033	72,67	51 EVESQUE, Michel
10	116	30,62	3,7884	84,0613	70,05	87 MARYE, Christophe
11	106	28,55	3,7128	82,3840	68,65	98 NEUMANN, Julien
12	114	31,11	3,6644	81,3108	67,76	131 TROUMP, Berangere
13	95	26,01	3,6524	81,0451	67,54	8 BACH, Lucas
14	116	32,12	3,6115	80,1357	66,78	3 ALAZARD, Christophe
15	116	34,90	3,3238	73,7524	61,46	126 SIMSON, James J
16	116	35,05	3,3096	73,4367	61,20	21 BOHAIN, Robin
17	108	32,99	3,2737	72,6415	60,53	80 LOUVIER, Sebastien S
18	87	26,88	3,2366	71,8180	59,85	162 RUINI, Claudio C
19	93	28,99	3,2080	71,1833	59,32	113 POLO, Bruno B
20	116	37,78	3,0704	68,1302	56,78	146 MORENO, Cyril
21	96	31,32	3,0651	68,0131	56,68	167 RANGOLE, Hervé H
22	112	36,96	3,0303	67,2403	56,03	128 SYROKA, Teresa
23	103	34,35	2,9985	66,5356	55,45	168 ITALIANO, Giuseppe
24	112	37,90	2,9551	65,5726	54,64	38 CROUZET, Stephane
25	101	35,54	2,8419	63,0590	52,55	10 BADESA, Pierre
26	114	40,12	2,8415	63,0503	52,54	144 JEANJEAN, Jerome J
27	108	38,29	2,8206	62,5867	52,16	134 VERLINDE, Camille
28	112	39,98	2,8014	62,1611	51,80	53 FARKAS, Jean
29	102	36,52	2,7930	61,9745	51,65	169 MICHEL, Thibault
30	89	32,22	2,7623	61,2926	51,08	26 CALLE, Xavier X
31	112	40,63	2,7566	61,1666	50,97	115 QUOILIN GINOLIN, Jean Pierre
32	103	37,97	2,7127	60,1922	50,16	96 MUNIER, Philippe P
33	100	37,43	2,6717	59,2821	49,40	122 SANTERRE, Sebastien S
34	116	43,51	2,6661	59,1578	49,30	133 VENEZIA, Francis
35	101	38,03	2,6558	58,9303	49,11	24 BOUILLOT, Emmanuel
36	118	44,91	2,6275	58,3018	48,58	150 ILLE, Emeric
37	103	39,27	2,6229	58,1996	48,50	100 ORLANDINI, Alberto A
38	114	44,89	2,5395	56,3506	46,96	73 JOUY, Jean-claude
39	99	39,79	2,4881	55,2083	46,01	120 ROGER, Julien
40	86	34,71	2,4777	54,9778	45,81	88 MATTER, Sebastien S
41	96	38,75	2,4774	54,9722	45,81	20 BOHAIN, Jean-Luc
42	91	36,78	2,4742	54,9001	45,75	82 MANT, Lars
43	82	33,15	2,4736	54,8875	45,74	111 PLANO, Olivier
44	87	35,34	2,4618	54,6256	45,52	2 AGRINIER, Pascal
45	94	40,88	2,2994	51,0223	42,52	166 RAGE, Didier
46	106	46,29	2,2899	50,8115	42,34	108 PICCIOTTO, Tristan

PRODUCTION -- Overall Stage Results

IR Sud Handgun

Printed avril 15, 2015 at 9:29



Stage 9 -- the x experience

	PTS	TIME	HIT FACTOR	STAGE POINTS	STAGE PERCENT	COMPETITOR # Name
47	80	35,13	2,2773	50,5307	42,11	35 COLOMBOT, Sebastien
48	101	49,42	2,0437	45,3484	37,79	161 CAVEGLIONE, Cinzia
49	72	35,56	2,0247	44,9277	37,44	160 BADI, Desiree
50	89	45,87	1,9403	43,0531	35,88	151 ILLE, Veronica
51	85	44,45	1,9123	42,4317	35,36	42 DAGORNO, Pascal
52	69	36,35	1,8982	42,1200	35,10	58 FOUGERAY, Mickael
53	57	30,32	1,8799	41,7147	34,76	89 MELISSA, Aurelie A
54	104	55,72	1,8665	41,4158	34,51	36 CORNUT, Pierre P
55	76	41,09	1,8496	41,0413	34,20	44 DARRAS, Nicolas
56	93	58,13	1,5999	35,4998	29,58	54 FAYOLLE, Arnaud
57	49	37,74	1,2984	28,8096	24,01	67 GUILHOT, Patrick
58	0	0,00	0,0000	0,0000	0,00	174 LEGAL, Eric E

CLASSIC -- Overall Stage Results

IR Sud Handgun

Printed avril 15, 2015 at 9:29




Stage 9 -- the x experience

	PTS	TIME	HIT FACTOR	STAGE POINTS	STAGE PERCENT	COMPETITOR # Name
1	103	22,44	4,5900	120,0000	100,00	22 BOIT, Julien
2	114	25,65	4,4444	116,1942	96,83	69 HAPIAK, Pierre-françois
3	100	24,84	4,0258	105,2484	87,71	107 PHOTION, David
4	114	34,24	3,3294	87,0438	72,54	136 WAVRANT, Xavier
5	116	41,48	2,7965	73,1116	60,93	7 ARTAL, Audrey
6	115	48,96	2,3489	61,4078	51,17	63 GOY, Philippe
7	92	42,23	2,1785	56,9552	47,46	81 MANT, Patrick
8	116	56,41	2,0564	53,7612	44,80	165 FAVETO, Pierluigi P

REVOLVER -- Overall Stage Results

IR Sud Handgun

Printed avril 15, 2015 at 9:29



Stage 9 -- the x experience

	PTS	TIME	HIT FACTOR	STAGE POINTS	STAGE PERCENT	COMPETITOR # Name
1	89	56,66	1,5708	120,0000	100,00	143 FULMINET, Anthony

OPEN -- Overall Stage Results

IR Sud Handgun

Printed avril 15, 2015 at 9:29



Stage 10 -- help i'm lost

	PTS	TIME	HIT FACTOR	STAGE POINTS	STAGE PERCENT	COMPETITOR # Name
1	113	32,15	3,5148	120,0000	100,00	49 DESAGNEAUX, Jean-Luc
2	104	29,90	3,4783	118,7534	98,96	40 CZYKAJLO, Jerome
3	113	32,83	3,4420	117,5145	97,93	83 MARTIN, Patrice P
4	99	30,91	3,2028	109,3503	91,13	46 DEITHRICH, Kurt K
5	116	37,44	3,0983	105,7806	88,15	105 PENALVA-PASQUET, Pierre-jean P
6	95	33,80	2,8107	95,9601	79,97	33 COLOMBINI, Jean Pierre
7	109	38,82	2,8078	95,8638	79,89	39 CURI, Yann
8	107	38,36	2,7894	95,2333	79,36	64 GRASSO, Bruno
9	87	31,62	2,7514	93,9380	78,28	11 BALESI, Daniel
10	81	30,20	2,6821	91,5718	76,31	173 PITOT-AIMARETTI, christophe
11	93	34,96	2,6602	90,8229	75,69	164 GOLI, GERARD G
12	114	43,34	2,6304	89,8048	74,84	84 MARTIN, Olivia O
13	93	38,10	2,4409	83,3377	69,45	99 OGANESSIAN, Sarkis
14	109	44,90	2,4276	82,8827	69,07	48 DEMANGEOT, Laurent L
15	85	36,08	2,3559	80,4333	67,03	62 GARNIER, Sullivan
16	97	42,29	2,2937	78,3101	65,26	103 PELLEGRINI, Jean-François
17	85	38,42	2,2124	75,5345	62,95	171 AIELLO, Jean J
18	85	40,20	2,1144	72,1899	60,16	118 RENOUX, Gilles
19	73	34,74	2,1013	71,7425	59,79	91 MEUNIER, GERARD G
20	80	40,06	1,9970	68,1809	56,82	43 DAMIANO, Georges
21	80	41,37	1,9338	66,0219	55,02	145 LAUREMBOURLE, JACQUES J
22	111	57,75	1,9221	65,6228	54,69	109 PITOT-AIMARETTI, Robert R
23	96	50,11	1,9158	65,4080	54,51	152 CHARPENTIER, Bernard
24	99	59,36	1,6678	56,9410	47,45	101 PANE, Bernard B
25	95	59,80	1,5886	54,2383	45,20	170 PALETOU, Rene
26	61	40,38	1,5106	51,5760	42,98	124 SCHUMANN, Christophe
27	38	27,06	1,4043	47,9446	39,95	149 TARRADE, Alain
28	84	64,07	1,3111	44,7619	37,30	77 LELEU, CHRISTIAN C
29	70	62,10	1,1272	38,4849	32,07	52 ETOURNEAU, Helene
30	13	37,90	0,3430	11,7108	9,76	1 AGRINIER, Didier
31	0	1,36	0,0000	0,0000	0,00	140 ASTORG, GERARD G

STANDARD -- Overall Stage Results

IR Sud Handgun

Printed avril 15, 2015 at 9:29



Stage 10 -- help i'm lost

	PTS	TIME	HIT FACTOR	STAGE POINTS	STAGE PERCENT	COMPETITOR # Name
1	109	31,78	3,4298	120,0000	100,00	112 POIRET, Jerome
2	109	39,31	2,7728	97,0135	80,84	68 GUINTOLI, Gilles
3	95	35,39	2,6844	93,9186	78,27	9 BACULARD, Patrick
4	98	39,64	2,4723	86,4970	72,08	12 BEAUNIER, Francois
5	113	47,39	2,3845	83,4258	69,52	138 WEBER, DIDIER D
6	97	41,73	2,3245	81,3265	67,77	66 GUERIN, Patrick
7	106	46,82	2,2640	79,2106	66,01	13 BELLAT, Arnaud
8	83	37,68	2,2028	77,0683	64,22	75 LAPEYRE, Franck F
9	94	44,19	2,1272	74,4239	62,02	37 COUVIGNOU, Jerome
10	74	36,25	2,0414	71,4221	59,52	141 DAZZI, GEORGES G
11	81	42,03	1,9272	67,4271	56,19	74 LAMY, Jean-Michel
12	92	48,94	1,8799	65,7707	54,81	137 WEBER, Matthias M
13	89	47,86	1,8596	65,0618	54,22	78 LEROUX, Mathieu
14	95	51,24	1,8540	64,8669	54,06	90 MELISSA, Jose
15	78	44,61	1,7485	61,1746	50,98	95 MOURGUES, Jacques J
16	83	48,03	1,7281	60,4608	50,38	147 SAARBACH, Stafford S
17	98	57,43	1,7064	59,7030	49,75	130 THEVENET, Guillaume G
18	61	37,34	1,6336	57,1563	47,63	41 DAGORNO, Paul
19	90	57,39	1,5682	54,8675	45,72	85 MARTIN-PRIVAT, Pierre P
20	76	48,61	1,5635	54,7012	45,58	132 VANDENABEELLE, Christian C
21	83	53,11	1,5628	54,6777	45,56	30 CHAUVEAU, Audrey
22	86	59,67	1,4413	50,4256	42,02	97 NERI, Christian C
23	78	57,77	1,3502	47,2390	39,37	104 PEN, Julien
24	68	55,78	1,2191	42,6520	35,54	47 DEMAMETZ, Laurent
25	80	66,22	1,2081	42,2678	35,22	17 BLANQUET, Carine
26	53	44,69	1,1859	41,4929	34,58	56 FELT, Olivier
27	56	47,47	1,1797	41,2741	34,40	32 CLOT, Jean-marc
28	48	42,89	1,1191	39,1556	32,63	72 JONES, Adrian
29	40	38,78	1,0315	36,0878	30,07	125 SENDOU, Frederic F
30	50	49,74	1,0052	35,1700	29,31	27 CAMPOS, Benoit
31	46	51,34	0,8960	31,3481	26,12	116 RAOUL, Eric
32	60	70,08	0,8562	29,9548	24,96	172 BENNE, Mathieu
33	53	81,20	0,6527	22,8364	19,03	71 HOCQUET, Serge
34	35	69,03	0,5070	17,7394	14,78	123 SCHUMANN, Yves
35	22	53,35	0,4124	14,4277	12,02	18 BLONDIAUX, Sophie
36	8	52,60	0,1521	5,3212	4,43	23 BOUDINELLE, Jeremy
37	0	59,71	0,0000	0,0000	0,00	57 FONTAINE, Aurelie
38	0	69,73	0,0000	0,0000	0,00	16 BEZOT, Delphine

PRODUCTION -- Overall Stage Results

IR Sud Handgun

Printed avril 15, 2015 at 9:29



Stage 10 -- help i'm lost

	PTS	TIME	HIT FACTOR	STAGE POINTS	STAGE PERCENT	COMPETITOR # Name
1	110	36,06	3,0505	120,0000	100,00	60 GAL, Didier
2	84	31,01	2,7088	106,5594	88,80	55 FELT, BAPTISTE B
3	91	34,68	2,6240	103,2230	86,02	6 AMARO, Dominique
4	87	38,37	2,2674	89,1953	74,33	139 WILLMES, Siegfried
5	77	34,19	2,2521	88,5943	73,83	45 DE CHESSE, Laurent
6	95	42,25	2,2485	88,4527	73,71	38 CROUZET, Stephane
7	114	50,72	2,2476	88,4178	73,68	35 COLOMBOT, Sebastien
8	82	37,02	2,2150	87,1348	72,61	14 BERGAMASCO, Nicolas
9	100	46,88	2,1331	83,9125	69,93	122 SANTERRE, Sebastien S
10	85	39,89	2,1309	83,8241	69,85	87 MARYE, Christophe
11	95	45,14	2,1046	82,7897	68,99	134 VERLINDE, Camille
12	78	37,17	2,0985	82,5498	68,79	50 DESTREBECK, Marian
13	68	32,48	2,0936	82,3583	68,63	31 CLAIRE, Olivier
14	104	50,24	2,0701	81,4325	67,86	168 ITALIANO, Giuseppe
15	91	44,70	2,0358	80,0844	66,74	167 RANGOLE, Hervé H
16	84	41,81	2,0091	79,0339	65,86	88 MATTER, Sebastien S
17	82	40,92	2,0039	78,8302	65,69	113 POLO, Bruno B
18	80	40,96	1,9531	76,8324	64,03	89 MELISSA, Aurelie A
19	87	47,38	1,8362	72,2335	60,19	53 FARKAS, Jean
20	80	44,14	1,8124	71,2971	59,41	26 CALLE, Xavier X
21	80	44,63	1,7925	70,5143	58,76	24 BOUILLLOT, Emmanuel
22	67	38,78	1,7277	67,9644	56,64	82 MANT, Lars
23	72	42,25	1,7041	67,0378	55,86	20 BOHAIN, Jean-Luc
24	78	46,27	1,6858	66,3146	55,26	3 ALAZARD, Christophe
25	66	39,20	1,6837	66,2327	55,19	8 BACH, Lucas
26	78	46,70	1,6702	65,7040	54,75	126 SIMSON, James J
27	72	43,15	1,6686	65,6396	54,70	2 AGRINIER, Pascal
28	84	50,87	1,6513	64,9579	54,13	51 EVESQUE, Michel
29	87	52,78	1,6484	64,8432	54,04	58 FOUGERAY, Mickael
30	91	55,61	1,6364	64,3728	53,64	42 DAGORNO, Pascal
31	80	50,19	1,5939	62,7028	52,25	169 MICHEL, Thibault
32	76	48,17	1,5777	62,0656	51,72	133 VENEZIA, Francis
33	93	59,79	1,5554	61,1883	50,99	100 ORLANDINI, Alberto A
34	87	56,37	1,5434	60,7135	50,59	96 MUNIER, Philippe P
35	86	56,40	1,5248	59,9837	49,99	166 RAGE, Didier
36	98	65,00	1,5077	59,3099	49,42	120 ROGER, Julien
37	78	55,94	1,3944	54,8512	45,71	115 QUOILIN GINOLIN, Jean Pierre
38	61	44,40	1,3739	54,0457	45,04	98 NEUMANN, Julien
39	57	42,54	1,3399	52,7098	43,92	67 GUILHOT, Patrick
40	69	51,91	1,3292	52,2892	43,57	144 JEANJEAN, Jerome J
41	57	43,37	1,3143	51,7011	43,08	21 BOHAIN, Robin
42	67	51,97	1,2892	50,7150	42,26	111 PLANO, Olivier
43	66	52,77	1,2507	49,2007	41,00	10 BADESA, Pierre
44	61	49,43	1,2341	48,5460	40,46	146 MORENO, Cyril
45	59	49,74	1,1862	46,6617	38,88	80 LOUVIER, Sebastien S
46	43	36,99	1,1625	45,7297	38,11	162 RUINI, Claudio C

PRODUCTION -- Overall Stage Results

IR Sud Handgun

Printed avril 15, 2015 at 9:29



Stage 10 -- help i'm lost

	PTS	TIME	HIT FACTOR	STAGE POINTS	STAGE PERCENT	COMPETITOR # Name
47	63	55,36	1,1380	44,7671	37,31	161 CAVEGLIONE, Cinzia
48	78	72,44	1,0768	42,3575	35,30	151 ILLE, Veronica
49	59	58,80	1,0034	39,4720	32,89	150 ILLE, Emeric
50	50	51,40	0,9728	38,2667	31,89	108 PICCIOTTO, Tristan
51	66	67,85	0,9727	38,2656	31,89	54 FAYOLLE, Arnaud
52	77	80,36	0,9582	37,6934	31,41	44 DARRAS, Nicolas
53	37	41,54	0,8907	35,0388	29,20	131 TROUMP, Berangere
54	71	82,44	0,8612	33,8793	28,23	73 JOUY, Jean-claude
55	50	59,30	0,8432	33,1688	27,64	128 SYROKA, Teresa
56	37	53,51	0,6915	27,2008	22,67	160 BADI, Desiree
57	0	0,00	0,0000	0,0000	0,00	174 LEGAL, Eric E

CLASSIC -- Overall Stage Results

IR Sud Handgun

Printed avril 15, 2015 at 9:29



Stage 10 -- help i'm lost

	PTS	TIME	HIT FACTOR	STAGE POINTS	STAGE PERCENT	COMPETITOR # Name
1	93	32,59	2,8536	120,0000	100,00	22 BOIT, Julien
2	91	37,77	2,4093	101,3158	84,43	107 PHOTION, David
3	91	38,74	2,3490	98,7790	82,32	69 HAPIAK, Pierre-françois
4	91	43,27	2,1031	88,4376	73,70	81 MANT, Patrick
5	118	60,13	1,9624	82,5227	68,77	165 FAVETO, Pierluigi P
6	101	55,14	1,8317	77,0260	64,19	63 GOY, Philippe
7	87	47,56	1,8293	76,9237	64,10	136 WAVRANT, Xavier
8	39	51,43	0,7583	31,8883	26,57	7 ARTAL, Audrey

REVOLVER -- Overall Stage Results

IR Sud Handgun

Printed avril 15, 2015 at 9:29



Stage 10 -- help i'm lost

	PTS	TIME	HIT FACTOR	STAGE POINTS	STAGE PERCENT	COMPETITOR # Name
1	48	68,67	0,6990	120,0000	100,00	143 FULMINET, Anthony

OPEN -- Overall Stage Results

IR Sud Handgun

Printed avril 15, 2015 at 9:29



Stage 11 -- The Marsh

	PTS	TIME	HIT FACTOR	STAGE POINTS	STAGE PERCENT	COMPETITOR # Name
1	144	43,45	3,3142	160,0000	100,00	46 DEITHRICH, Kurt K
2	153	47,54	3,2183	155,3744	97,11	49 DESAGNEAUX, Jean-Luc
3	157	50,14	3,1312	151,1689	94,48	149 TARRADE, Alain
4	148	48,58	3,0465	147,0793	91,92	173 PITOT-AIMARETTI, christophe
5	145	49,82	2,9105	140,5114	87,82	64 GRASSO, Bruno
6	151	53,10	2,8437	137,2871	85,80	83 MARTIN, Patrice P
7	152	53,81	2,8248	136,3728	85,23	40 CZYKAJLO, Jerome
8	148	52,77	2,8046	135,4010	84,63	33 COLOMBINI, Jean Pierre
9	136	48,75	2,7897	134,6826	84,18	11 BALESII, Daniel
10	159	60,02	2,6491	127,8935	79,93	145 LAUREMBOURLE, JACQUES J
11	149	56,64	2,6306	127,0019	79,38	164 GOLI, GERARD G
12	148	57,27	2,5842	124,7618	77,98	91 MEUNIER, GERARD G
13	147	58,47	2,5141	121,3756	75,86	140 ASTORG, GERARD G
14	158	64,51	2,4492	118,2435	73,90	105 PENALVA-PASQUET, Pierre-jean P
15	129	53,17	2,4262	117,1306	73,21	171 AIELLO, Jean J
16	156	65,28	2,3897	115,3697	72,11	39 CURI, Yann
17	155	65,11	2,3806	114,9294	71,83	103 PELLEGRINI, Jean-François
18	146	63,86	2,2863	110,3751	68,98	124 SCHUMANN, Christophe
19	143	63,72	2,2442	108,3447	67,72	118 RENOUX, Gilles
20	149	68,44	2,1771	105,1050	65,69	48 DEMANGEOT, Laurent L
21	139	64,04	2,1705	104,7878	65,49	84 MARTIN, Olivia O
22	116	56,36	2,0582	99,3652	62,10	43 DAMIANO, Georges
23	157	84,13	1,8662	90,0940	56,31	152 CHARPENTIER, Bernard
24	148	85,57	1,7296	83,5002	52,19	109 PITOT-AIMARETTI, Robert R
25	143	86,61	1,6511	79,7104	49,82	101 PANE, Bernard B
26	111	72,22	1,5370	74,2015	46,38	1 AGRINIER, Didier
27	120	109,21	1,0988	53,0476	33,15	170 PALETOU, Rene
28	0	47,42	0,0000	0,0000	0,00	99 OGANESSIAN, Sarkis
29	0	9,66	0,0000	0,0000	0,00	52 ETOURNEAU, Helene
30	0	44,16	0,0000	0,0000	0,00	77 LELEU, CHRISTIAN C
31	0	21,28	0,0000	0,0000	0,00	62 GARNIER, Sullivan

STANDARD -- Overall Stage Results

IR Sud Handgun

Printed avril 15, 2015 at 9:29



Stage 11 -- The Marsh

	PTS	TIME	HIT FACTOR	STAGE POINTS	STAGE PERCENT	COMPETITOR # Name
1	152	44,25	3,4350	160,0000	100,00	112 POIRET, Jerome
2	154	46,49	3,3125	154,2946	96,43	9 BACULARD, Patrick
3	149	46,04	3,2363	150,7442	94,22	75 LAPEYRE, Franck F
4	153	52,64	2,9065	135,3833	84,61	74 LAMY, Jean-Michel
5	156	53,81	2,8991	135,0365	84,40	41 DAGORNO, Paul
6	153	55,86	2,7390	127,5793	79,74	68 GUINTOLI, Gilles
7	148	58,96	2,5102	116,9214	73,08	66 GUERIN, Patrick
8	155	63,26	2,4502	114,1280	71,33	23 BOUDINELLE, Jeremy
9	157	66,96	2,3447	109,2129	68,26	132 VANDENABEELLE, Christian C
10	156	68,04	2,2928	106,7948	66,75	137 WEBER, Matthias M
11	137	60,67	2,2581	105,1807	65,74	13 BELLAT, Arnaud
12	157	70,42	2,2295	103,8468	64,90	130 THEVENET, Guillaume G
13	140	64,38	2,1746	101,2900	63,31	32 CLOT, Jean-marc
14	146	67,81	2,1531	100,2879	62,68	95 MOURGUES, Jacques J
15	149	72,79	2,0470	95,3464	59,59	138 WEBER, DIDIER D
16	154	75,58	2,0376	94,9081	59,32	37 COUVIGNOU, Jerome
17	121	59,77	2,0244	94,2957	58,93	12 BEAUNIER, Francois
18	117	57,92	2,0200	94,0908	58,81	125 SENDOU, Frederic F
19	144	71,33	2,0188	94,0329	58,77	18 BLONDIAUX, Sophie
20	144	71,55	2,0126	93,7438	58,59	147 SAARBACH, Stafford S
21	148	74,90	1,9760	92,0385	57,52	90 MELISSA, Jose
22	125	65,66	1,9037	88,6745	55,42	56 FELT, Olivier
23	124	66,42	1,8669	86,9586	54,35	72 JONES, Adrian
24	156	88,61	1,7605	82,0033	51,25	47 DEMAMETZ, Laurent
25	117	66,51	1,7591	81,9386	51,21	27 CAMPOS, Benoit
26	146	84,41	1,7297	80,5654	50,35	30 CHAUVEAU, Audrey
27	122	72,09	1,6923	78,8269	49,27	78 LEROUX, Mathieu
28	160	95,07	1,6830	78,3910	48,99	172 BENNE, Mathieu
29	106	63,39	1,6722	77,8888	48,68	141 DAZZI, GEORGES G
30	152	92,53	1,6427	76,5157	47,82	97 NERI, Christian C
31	155	100,50	1,5423	71,8382	44,90	85 MARTIN-PRIVAT, Pierre P
32	117	85,02	1,3761	64,0995	40,06	71 HOCQUET, Serge
33	91	67,19	1,3544	63,0850	39,43	57 FONTAINE, Aurelie
34	150	114,31	1,3122	61,1219	38,20	17 BLANQUET, Carine
35	105	82,56	1,2718	59,2392	37,02	104 PEN, Julien
36	96	77,12	1,2448	57,9821	36,24	116 RAOUL, Eric
37	76	112,06	0,6782	31,5902	19,74	16 BEZOT, Delphine
38	78	118,49	0,6583	30,6621	19,16	123 SCHUMANN, Yves

PRODUCTION -- Overall Stage Results

IR Sud Handgun

Printed avril 15, 2015 at 9:29




Stage 11 -- The Marsh

	PTS	TIME	HIT FACTOR	STAGE POINTS	STAGE PERCENT	COMPETITOR # Name
1	146	40,26	3,6264	160,0000	100,00	55 FELT, BAPTISTE B
2	138	45,99	3,0007	132,3904	82,74	31 CLAIRE, Olivier
3	152	51,47	2,9532	130,2958	81,43	8 BACH, Lucas
4	146	52,46	2,7831	122,7907	76,74	60 GAL, Didier
5	152	55,63	2,7323	120,5523	75,35	6 AMARO, Dominique
6	148	55,09	2,6865	118,5304	74,08	14 BERGAMASCO, Nicolas
7	150	56,02	2,6776	118,1379	73,84	134 VERLINDE, Camille
8	154	58,62	2,6271	115,9086	72,44	139 WILLMES, Siegfried
9	158	60,17	2,6259	115,8559	72,41	88 MATTER, Sebastien S
10	152	58,17	2,6130	115,2883	72,06	38 CROUZET, Stephane
11	140	53,93	2,5960	114,5351	71,58	24 BOUILLOT, Emmanuel
12	154	59,96	2,5684	113,3183	70,82	131 TROUMP, Berangere
13	129	50,54	2,5524	112,6148	70,38	45 DE CHESSE, Laurent
14	146	57,64	2,5330	111,7557	69,85	167 RANGOLE, Hervé H
15	152	60,50	2,5124	110,8483	69,28	146 MORENO, Cyril
16	140	55,73	2,5121	110,8358	69,27	21 BOHAIN, Robin
17	113	46,53	2,4285	107,1486	66,97	50 DESTREBECK, Marian
18	140	58,03	2,4125	106,4428	66,53	20 BOHAIN, Jean-Luc
19	150	62,91	2,3844	105,1992	65,75	89 MELISSA, Aurelie A
20	148	63,48	2,3314	102,8645	64,29	122 SANTERRE, Sebastien S
21	142	61,15	2,3222	102,4549	64,03	67 GUILHOT, Patrick
22	156	67,20	2,3214	102,4227	64,01	87 MARYE, Christophe
23	121	52,78	2,2925	101,1479	63,22	113 POLO, Bruno B
24	146	65,74	2,2209	97,9860	61,24	80 LOUVIER, Sebastien S
25	146	67,04	2,1778	96,0859	60,05	166 RAGE, Didier
26	156	71,67	2,1766	96,0347	60,02	35 COLOMBOT, Sebastien
27	133	62,02	2,1445	94,6152	59,13	51 EVESQUE, Michel
28	156	73,52	2,1219	93,6181	58,51	42 DAGORNO, Pascal
29	140	66,15	2,1164	93,3768	58,36	3 ALAZARD, Christophe
30	150	71,62	2,0944	92,4055	57,75	128 SYROKA, Teresa
31	108	52,98	2,0385	89,9400	56,21	98 NEUMANN, Julien
32	142	70,68	2,0091	88,6406	55,40	108 PICCIOTTO, Tristan
33	152	75,80	2,0053	88,4739	55,30	53 FARKAS, Jean
34	154	77,35	1,9910	87,8418	54,90	73 JOUY, Jean-claude
35	152	76,90	1,9766	87,2084	54,51	100 ORLANDINI, Alberto A
36	144	73,14	1,9688	86,8657	54,29	26 CALLE, Xavier X
37	150	78,12	1,9201	84,7169	52,95	115 QUOILIN GINOLIN, Jean Pierre
38	114	61,10	1,8658	82,3199	51,45	82 MANT, Lars
39	112	61,01	1,8358	80,9949	50,62	162 RUINI, Claudio C
40	106	59,42	1,7839	78,7071	49,19	169 MICHEL, Thibault
41	118	66,80	1,7665	77,9375	48,71	168 ITALIANO, Giuseppe
42	125	70,77	1,7663	77,9295	48,71	144 JEANJEAN, Jerome J
43	150	86,76	1,7289	76,2803	47,68	160 BADI, Desiree
44	146	85,75	1,7026	75,1207	46,95	161 CAVEGLIONE, Cinzia
45	150	89,53	1,6754	73,9203	46,20	150 ILLE, Emeric
46	146	87,62	1,6663	73,5175	45,95	44 DARRAS, Nicolas

PRODUCTION -- Overall Stage Results

IR Sud Handgun

Printed avril 15, 2015 at 9:29



Stage 11 -- The Marsh

	PTS	TIME	HIT FACTOR	STAGE POINTS	STAGE PERCENT	COMPETITOR # Name
47	118	70,85	1,6655	73,4824	45,93	126 SIMSON, James J
48	158	97,32	1,6235	71,6302	44,77	133 VENEZIA, Francis
49	154	95,25	1,6168	71,3340	44,58	151 ILLE, Veronica
50	110	70,34	1,5638	68,9972	43,12	58 FOUGERAY, Mickael
51	112	74,86	1,4961	66,0099	41,26	111 PLANO, Olivier
52	120	87,30	1,3746	60,6468	37,90	54 FAYOLLE, Arnaud
53	116	91,91	1,2621	55,6847	34,80	120 ROGER, Julien
54	70	56,01	1,2498	55,1408	34,46	2 AGRINIER, Pascal
55	66	78,14	0,8446	37,2659	23,29	96 MUNIER, Philippe P
56	0	0,00	0,0000	0,0000	0,00	174 LEGAL, Eric E
57	0	72,78	0,0000	0,0000	0,00	10 BADESA, Pierre

CLASSIC -- Overall Stage Results

IR Sud Handgun

Printed avril 15, 2015 at 9:29



Stage 11 -- The Marsh

	PTS	TIME	HIT FACTOR	STAGE POINTS	STAGE PERCENT	COMPETITOR # Name
1	137	41,30	3,3172	160,0000	100,00	22 BOIT, Julien
2	138	57,98	2,3801	114,8022	71,75	69 HAPIAK, Pierre-françois
3	145	62,17	2,3323	112,4959	70,31	81 MANT, Patrick
4	110	48,93	2,2481	108,4344	67,77	107 PHOTION, David
5	150	68,54	2,1885	105,5593	65,97	7 ARTAL, Audrey
6	158	77,14	2,0482	98,7932	61,75	63 GOY, Philippe
7	150	74,30	2,0188	97,3760	60,86	136 WAVRANT, Xavier
8	158	91,41	1,7285	83,3706	52,11	165 FAVETO, Pierluigi P

REVOLVER -- Overall Stage Results

IR Sud Handgun

Printed avril 15, 2015 at 9:29



Stage 11 -- The Marsh

	PTS	TIME	HIT FACTOR	STAGE POINTS	STAGE PERCENT	COMPETITOR # Name
1	154	70,31	2,1903	160,0000	100,00	143 FULMINET, Anthony

OPEN -- Overall Stage Results

IR Sud Handgun

Printed avril 15, 2015 at 9:29



Stage 12 -- time to run

	PTS	TIME	HIT FACTOR	STAGE POINTS	STAGE PERCENT	COMPETITOR # Name
1	148	49,58	2,9851	160,0000	100,00	46 DEITHRICH, Kurt K
2	150	51,32	2,9228	156,6641	97,92	49 DESAGNEAUX, Jean-Luc
3	144	50,37	2,8588	153,2341	95,77	173 PITOT-AIMARETTI, christophe
4	155	54,79	2,8290	151,6335	94,77	40 CZYKAJLO, Jerome
5	151	56,85	2,6561	142,3676	88,98	83 MARTIN, Patrice P
6	149	57,03	2,6127	140,0386	87,52	62 GARNIER, Sullivan
7	137	53,54	2,5588	137,1535	85,72	64 GRASSO, Bruno
8	147	57,91	2,5384	136,0594	85,04	149 TARRADE, Alain
9	140	55,82	2,5081	134,4321	84,02	11 BALESII, Daniel
10	145	57,88	2,5052	134,2778	83,92	164 GOLI, GERARD G
11	156	62,66	2,4896	133,4440	83,40	105 PENALVA-PASQUET, Pierre-jean P
12	139	56,58	2,4567	131,6790	82,30	171 AIELLO, Jean J
13	149	60,85	2,4486	131,2473	82,03	118 RENOUX, Gilles
14	144	63,11	2,2817	122,3008	76,44	33 COLOMBINI, Jean Pierre
15	152	67,31	2,2582	121,0400	75,65	145 LAUREMBOURLE, JACQUES J
16	147	65,19	2,2549	120,8652	75,54	99 OGANESSIAN, Sarkis
17	154	68,53	2,2472	120,4494	75,28	43 DAMIANO, Georges
18	152	68,53	2,2180	118,8852	74,30	39 CURI, Yann
19	151	70,74	2,1346	114,4133	71,51	124 SCHUMANN, Christophe
20	147	72,91	2,0162	108,0675	67,54	103 PELLEGRINI, Jean-François
21	153	75,90	2,0158	108,0474	67,53	91 MEUNIER, GERARD G
22	148	74,48	1,9871	106,5091	66,57	152 CHARPENTIER, Bernard
23	156	80,44	1,9393	103,9483	64,97	77 LELEU, CHRISTIAN C
24	155	80,74	1,9197	102,8982	64,31	48 DEMANGEOT, Laurent L
25	146	79,37	1,8395	98,5965	61,62	140 ASTORG, GERARD G
26	151	83,66	1,8049	96,7440	60,46	109 PITOT-AIMARETTI, Robert R
27	143	83,70	1,7085	91,5747	57,23	84 MARTIN, Olivia O
28	152	100,57	1,5114	81,0102	50,63	52 ETOURNEAU, Helene
29	137	91,70	1,4940	80,0785	50,05	101 PANE, Bernard B
30	106	76,45	1,3865	74,3179	46,45	1 AGRINIER, Didier
31	160	116,62	1,3720	73,5380	45,96	170 PALETOU, Rene

STANDARD -- Overall Stage Results

IR Sud Handgun

Printed avril 15, 2015 at 9:29



Stage 12 -- time to run

	PTS	TIME	HIT FACTOR	STAGE POINTS	STAGE PERCENT	COMPETITOR # Name
1	157	54,02	2,9063	160,0000	100,00	112 POIRET, Jerome
2	137	47,84	2,8637	157,6537	98,53	9 BACULARD, Patrick
3	154	55,87	2,7564	151,7459	94,84	41 DAGORNO, Paul
4	152	57,32	2,6518	145,9864	91,24	66 GUERIN, Patrick
5	146	55,86	2,6137	143,8887	89,93	75 LAPEYRE, Franck F
6	157	65,36	2,4021	132,2399	82,65	27 CAMPOS, Benoit
7	155	66,36	2,3357	128,5879	80,37	130 THEVENET, Guillaume G
8	147	63,95	2,2987	126,5469	79,09	68 GUINTOLI, Gilles
9	143	64,80	2,2068	121,4887	75,93	37 COUVIGNOU, Jerome
10	145	66,25	2,1887	120,4917	75,31	32 CLOT, Jean-marc
11	140	64,59	2,1675	119,3267	74,58	78 LEROUX, Mathieu
12	151	69,81	2,1630	119,0787	74,42	12 BEAUNIER, Francois
13	152	74,61	2,0373	112,1557	70,10	147 SAARBACH, Stafford S
14	149	77,17	1,9308	106,2950	66,43	74 LAMY, Jean-Michel
15	138	72,00	1,9167	105,5168	65,95	95 MOURGUES, Jacques J
16	155	81,34	1,9056	104,9065	65,57	72 JONES, Adrian
17	139	73,57	1,8894	104,0133	65,01	30 CHAUVEAU, Audrey
18	148	80,22	1,8449	101,5673	63,48	138 WEBER, DIDIER D
19	148	80,95	1,8283	100,6514	62,91	90 MELISSA, Jose
20	145	79,79	1,8173	100,0448	62,53	137 WEBER, Matthias M
21	129	71,68	1,7997	99,0756	61,92	141 DAZZI, GEORGES G
22	144	80,28	1,7937	98,7484	61,72	18 BLONDIAUX, Sophie
23	132	75,46	1,7493	96,3013	60,19	125 SENDOU, Frederic F
24	104	59,62	1,7444	96,0321	60,02	13 BELLAT, Arnaud
25	154	90,21	1,7071	93,9812	58,74	23 BOUDINELLE, Jeremy
26	137	81,85	1,6738	92,1461	57,59	71 HOCQUET, Serge
27	154	92,47	1,6654	91,6843	57,30	47 DEMAMETZ, Laurent
28	135	81,46	1,6573	91,2356	57,02	132 VANDENABEELLE, Christian C
29	155	95,02	1,6312	89,8032	56,13	97 NERI, Christian C
30	154	96,56	1,5949	87,8008	54,88	85 MARTIN-PRIVAT, Pierre P
31	146	96,25	1,5169	83,5078	52,19	104 PEN, Julien
32	119	83,06	1,4327	78,8733	49,30	116 RAOUL, Eric
33	119	85,75	1,3878	76,3990	47,75	172 BENNE, Mathieu
34	152	139,36	1,0907	60,0455	37,53	16 BEZOT, Delphine
35	100	100,56	0,9944	54,7457	34,22	17 BLANQUET, Carine
36	146	156,02	0,9358	51,5166	32,20	123 SCHUMANN, Yves
37	56	70,00	0,8000	44,0418	27,53	57 FONTAINE, Aurelie

PRODUCTION -- Overall Stage Results

IR Sud Handgun

Printed avril 15, 2015 at 9:29



Stage 12 -- time to run

	PTS	TIME	HIT FACTOR	STAGE POINTS	STAGE PERCENT	COMPETITOR # Name
1	148	49,85	2,9689	160,0000	100,00	6 AMARO, Dominique
2	152	53,02	2,8668	154,4996	96,56	31 CLAIRE, Olivier
3	144	50,43	2,8554	153,8852	96,18	167 RANGOLE, Hervé H
4	142	51,44	2,7605	148,7684	92,98	14 BERGAMASCO, Nicolas
5	150	57,74	2,5979	140,0032	87,50	45 DE CHESSE, Laurent
6	119	45,87	2,5943	139,8111	87,38	55 FELT, BAPTISTE B
7	150	57,98	2,5871	139,4237	87,14	8 BACH, Lucas
8	154	61,25	2,5143	135,4996	84,69	139 WILLMES, Siegfried
9	142	57,81	2,4563	132,3759	82,73	98 NEUMANN, Julien
10	148	60,39	2,4507	132,0748	82,55	21 BOHAIN, Robin
11	146	60,08	2,4301	130,9623	81,85	146 MORENO, Cyril
12	146	61,10	2,3895	128,7760	80,49	2 AGRINIER, Pascal
13	142	60,33	2,3537	126,8465	79,28	169 MICHEL, Thibault
14	136	58,20	2,3368	125,9330	78,71	3 ALAZARD, Christophe
15	137	59,04	2,3205	125,0540	78,16	88 MATTER, Sebastien S
16	150	64,70	2,3184	124,9426	78,09	166 RAGE, Didier
17	158	68,62	2,3025	124,0880	77,56	87 MARYE, Christophe
18	123	53,48	2,2999	123,9473	77,47	50 DESTREBECK, Marian
19	158	69,62	2,2695	122,3056	76,44	168 ITALIANO, Giuseppe
20	150	66,57	2,2533	121,4328	75,90	67 GUILHOT, Patrick
21	158	70,72	2,2342	120,4033	75,25	35 COLOMBOT, Sebastien
22	146	66,46	2,1968	118,3903	73,99	51 EVESQUE, Michel
23	140	64,31	2,1770	117,3203	73,33	60 GAL, Didier
24	148	68,34	2,1656	116,7106	72,94	89 MELISSA, Aurelie A
25	146	68,87	2,1199	114,2474	71,40	38 CROUZET, Stephane
26	137	65,50	2,0916	112,7205	70,45	20 BOHAIN, Jean-Luc
27	152	73,70	2,0624	111,1475	69,47	26 CALLE, Xavier X
28	148	72,95	2,0288	109,3352	68,33	58 FOUGERAY, Mickael
29	152	74,95	2,0280	109,2938	68,31	126 SIMSON, James J
30	148	73,49	2,0139	108,5318	67,83	53 FARKAS, Jean
31	154	77,35	1,9910	107,2961	67,06	42 DAGORNO, Pascal
32	156	78,36	1,9908	107,2886	67,06	115 QUOILIN GINOLIN, Jean Pierre
33	140	71,24	1,9652	105,9077	66,19	80 LOUVIER, Sebastien S
34	156	79,89	1,9527	105,2339	65,77	128 SYROKA, Teresa
35	154	78,99	1,9496	105,0684	65,67	150 ILLE, Emeric
36	129	68,22	1,8909	101,9064	63,69	131 TROUMP, Berangere
37	107	57,06	1,8752	101,0591	63,16	134 VERLINDE, Camille
38	144	77,70	1,8533	99,8769	62,42	108 PICCIOTTO, Tristan
39	134	72,85	1,8394	99,1285	61,96	113 POLO, Bruno B
40	150	83,56	1,7951	96,7423	60,46	73 JOUY, Jean-claude
41	144	80,44	1,7902	96,4748	60,30	160 BADI, Desiree
42	112	62,57	1,7900	96,4662	60,29	24 BOUILLLOT, Emmanuel
43	144	80,73	1,7837	96,1282	60,08	96 MUNIER, Philippe P
44	112	63,99	1,7503	94,3256	58,95	162 RUINI, Claudio C
45	112	64,44	1,7381	93,6669	58,54	122 SANTERRE, Sebastien S
46	139	80,54	1,7259	93,0093	58,13	54 FAYOLLE, Arnaud

PRODUCTION -- Overall Stage Results

IR Sud Handgun

Printed avril 15, 2015 at 9:29



Stage 12 -- time to run

	PTS	TIME	HIT FACTOR	STAGE POINTS	STAGE PERCENT	COMPETITOR # Name
47	148	85,86	1,7237	92,8954	58,06	144 JEANJEAN, Jerome J
48	146	88,25	1,6544	89,1583	55,72	100 ORLANDINI, Alberto A
49	112	67,99	1,6473	88,7762	55,49	82 MANT, Lars
50	154	93,58	1,6457	88,6872	55,43	120 ROGER, Julien
51	141	87,74	1,6070	86,6054	54,13	133 VENEZIA, Francis
52	146	91,43	1,5969	86,0573	53,79	111 PLANO, Olivier
53	140	89,37	1,5665	84,4228	52,76	44 DARRAS, Nicolas
54	142	100,96	1,4065	75,7988	47,37	161 CAVEGLIONE, Cinzia
55	112	86,64	1,2927	69,6663	43,54	10 BADESA, Pierre
56	112	96,76	1,1575	62,3800	38,99	151 ILLE, Veronica
57	0	0,00	0,0000	0,0000	0,00	174 LEGAL, Eric E

CLASSIC -- Overall Stage Results

IR Sud Handgun

Printed avril 15, 2015 at 9:29



Stage 12 -- time to run

	PTS	TIME	HIT FACTOR	STAGE POINTS	STAGE PERCENT	COMPETITOR # Name
1	142	50,36	2,8197	160,0000	100,00	22 BOIT, Julien
2	142	58,45	2,4294	137,8546	86,16	69 HAPIAK, Pierre-françois
3	142	59,02	2,4060	136,5232	85,33	107 PHOTION, David
4	154	73,93	2,0831	118,2000	73,87	136 WAVRANT, Xavier
5	145	79,44	1,8253	103,5729	64,73	63 GOY, Philippe
6	117	73,71	1,5873	90,0693	56,29	165 FAVETO, Pierluigi P
7	100	65,17	1,5344	87,0702	54,42	81 MANT, Patrick
8	131	88,59	1,4787	83,9081	52,44	7 ARTAL, Audrey

REVOLVER -- Overall Stage Results

IR Sud Handgun

Printed avril 15, 2015 at 9:29



Stage 12 -- time to run

	PTS	TIME	HIT FACTOR	STAGE POINTS	STAGE PERCENT	COMPETITOR # Name
1	155	75,28	2,0590	160,0000	100,00	143 FULMINET, Anthony



Disqualified Shooters

No.	Name
------------	-------------

4	ALLIONE, Franck
15	BEZOT, Patrick
25	BUONO, Delphine
61	GARDACCI, Michel
92	MILLOT, PATRICK P
93	MORCHIO, Philippe
94	MOTTE, Bernard B
106	PETIT, Jocelyn
117	RAOUL, Catherine C
121	ROTON, Patrick P
127	SOUL, Emmanuel E
142	DESFranCOIS, Christophe
156	GIOUANNI, Muzzioli
157	OBERTI, Claudio C
158	MONTALE, Andrea A
159	AMATRUDA, Giuseppe
163	PERNIGOTTI, Gerolamo