

OPEN -- Overall Stage Results

Master's Tir Club France

Printed mai 31, 2011 at 9:51



Stage 1 --

	PTS	TIME	HIT FACTOR	STAGE POINTS	STAGE PERCENT	COMPETITOR # Name
1	114	16,83	6,7736	120,0000	100,00	1 GRAUFFEL, Eric
2	110	18,06	6,0908	107,9035	89,92	2 OBRIOT, Emile
3	118	20,95	5,6325	99,7834	83,15	62 SCHNEIDER, Patrik
4	114	20,61	5,5313	97,9913	81,66	5 QUERTINIER, Stéphane
5	112	20,77	5,3924	95,5305	79,61	17 OBRIOT, Thierry
6	112	21,03	5,3257	94,3494	78,62	6 ALTUNA, Denis
7	116	22,01	5,2703	93,3681	77,81	33 DESAGNEAUX, Jean-Luc
8	113	22,26	5,0764	89,9319	74,94	64 KEANEY, Paul
9	116	22,95	5,0545	89,5439	74,62	66 HAAS, Peter
10	113	22,77	4,9627	87,9176	73,26	18 GIBERT, Philippe
11	117	24,26	4,8228	85,4389	71,20	181 WINKLER, Oliver
12	117	24,30	4,8148	85,2982	71,08	117 MONTARGOT, Renaud
13	117	24,42	4,7912	84,8791	70,73	47 DA-COSTA, Patrice
14	113	23,82	4,7439	84,0422	70,04	119 VILLET, Bruno
15	116	24,59	4,7174	83,5718	69,64	20 BALESI, Daniel
16	110	23,53	4,6749	82,8192	69,02	4 DECHESSE, Laurent
17	114	25,51	4,4688	79,1690	65,97	158 HUET, Michel
18	115	26,10	4,4061	78,0581	65,05	32 DAZZI, Georges
19	89	20,67	4,3058	76,2799	63,57	134 PITOTAIMARETTI, Christophe
20	111	26,44	4,1982	74,3742	61,98	30 OGANESIAN, Sargis
21	111	26,85	4,1341	73,2385	61,03	109 PICARD, Nicolas
22	109	27,14	4,0162	71,1504	59,29	142 LELEU, Christian
23	113	30,11	3,7529	66,4857	55,40	189 RENOUX, Gilles
24	100	26,88	3,7202	65,9070	54,92	82 DEFGNEE, Alphonse
25	100	26,92	3,7147	65,8090	54,84	121 PENALVAPASQUET, Pierre-Jean
26	108	29,61	3,6474	64,6169	53,85	188 LOPEZ, Christophe
27	114	31,60	3,6076	63,9114	53,26	69 ZANARDI, Annamaria
28	80	22,73	3,5196	62,3521	51,96	19 TARRADE, Alain
29	94	26,99	3,4828	61,7000	51,42	162 DESAUGERE, Jean-François
30	117	34,31	3,4101	60,4123	50,34	152 MEUNIER, Gerard
31	111	32,87	3,3769	59,8251	49,85	147 VERDON, James
32	115	34,57	3,3266	58,9331	49,11	113 BEAUVILLIERS, Anne
33	115	35,85	3,2078	56,8289	47,36	149 FLEURY, Lionel
34	112	36,05	3,1068	55,0393	45,87	36 ASTORG, Gérard
35	112	36,11	3,1016	54,9479	45,79	38 LAUREMBOURLE, Jacques
36	113	37,66	3,0005	53,1568	44,30	171 ESCHENBRENNER, Pascal
37	85	29,59	2,8726	50,8902	42,41	141 CZYKAJLO, Jerome
38	103	36,54	2,8188	49,9378	41,61	65 RIEDI, Serenella
39	112	41,22	2,7171	48,1361	40,11	88 NOWAK, Hubert
40	116	46,91	2,4728	43,8080	36,51	107 PHONG, Roger
41	113	47,01	2,4037	42,5842	35,49	154 PITOTAIMARETTI, Robert
42	118	50,62	2,3311	41,2972	34,41	106 SALOMON, Jean-Francis
43	70	31,27	2,2386	39,6580	33,05	138 NOEL, Francis
44	112	50,16	2,2329	39,5568	32,96	173 MELINE, Damien
45	76	36,16	2,1018	37,2345	31,03	155 FROMAJOT, Philippe
46	88	43,38	2,0286	35,9380	29,95	136 DEITSCH, Olivier

OPEN -- Overall Stage Results

Master's Tir Club France

Printed mai 31, 2011 at 9:51



Stage 1 --

	PTS	TIME	HIT FACTOR	STAGE POINTS	STAGE PERCENT	COMPETITOR # Name
47	107	55,99	1,9111	33,8559	28,21	60 SCHIER, Hanno
48	116	71,95	1,6122	28,5619	23,80	53 BRUNET, Gérard
49	117	75,92	1,5411	27,3017	22,75	54 HUGUENIN, Sylvie
50	53	38,66	1,3709	24,2870	20,24	72 ANGLADE, Jean-Paul

STANDARD -- Overall Stage Results

Master's Tir Club France

Printed mai 31, 2011 at 9:51



Stage 1 --

	PTS	TIME	HIT FACTOR	STAGE POINTS	STAGE PERCENT	COMPETITOR # Name
1	116	22,40	5,1786	120,0000	100,00	9 BOIT, Julien
2	115	26,09	4,4078	102,1398	85,12	63 BROSCH, Hampi
3	113	26,52	4,2609	98,7362	82,28	22 LACROIX, Christian
4	113	26,95	4,1929	97,1608	80,97	83 COKAIKO, Michel
5	95	23,81	3,9899	92,4561	77,05	23 POIRET, Jerome
6	116	29,16	3,9781	92,1811	76,82	34 EVESQUE, Michel
7	114	28,97	3,9351	91,1859	75,99	131 CUTAYA, Christian
8	115	30,51	3,7693	87,3428	72,79	26 BEAUNIER, François
9	113	30,19	3,7430	86,7335	72,28	29 PRIEUR, Gregory
10	98	26,31	3,7248	86,3131	71,93	16 GERARD, Joel
11	115	31,45	3,6566	84,7322	70,61	45 MANT, Patrick
12	111	30,39	3,6525	84,6376	70,53	159 CARTIER, Serge
13	113	31,42	3,5964	83,3381	69,45	161 PERROT, Laurent
14	113	31,58	3,5782	82,9159	69,10	49 MARTINPRIVAT, Pierre
15	106	30,79	3,4427	79,7751	66,48	143 CARTOUX, David
16	119	35,79	3,3250	77,0471	64,21	71 FELT, Olivier
17	115	34,76	3,3084	76,6636	63,89	28 CARRIER, Philippe
18	83	26,45	3,1380	72,7150	60,60	48 HOUPERT, Emmanuel
19	102	34,04	2,9965	69,4356	57,86	93 GOIBEAULT, Pascal
20	110	37,55	2,9294	67,8819	56,57	184 MANSCHING, Michel
21	115	39,44	2,9158	67,5666	56,31	160 GOY, Philippe
22	110	37,97	2,8970	67,1310	55,94	35 WEBER, Didier
23	104	36,98	2,8123	65,1685	54,31	150 RUFFIOT, Christian
24	117	42,91	2,7266	63,1828	52,65	111 SEIGNEUR, Daniel
25	82	30,87	2,6563	61,5529	51,29	120 VANDAL, Olivier
26	77	29,26	2,6316	60,9800	50,82	27 COLOMBINI, Jean-Pierre
27	109	42,49	2,5653	59,4444	49,54	177 FILLATRE, David
28	98	38,38	2,5534	59,1687	49,31	151 RACLOT, Gérard
29	111	44,07	2,5187	58,3648	48,64	110 CABRERIZO, Alain
30	97	39,25	2,4713	57,2669	47,72	56 PHILIPPE, Fabrice
31	108	44,89	2,4059	55,7501	46,46	193 LACOUR, Christophe
32	114	50,86	2,2414	51,9397	43,28	174 STECKLER, Philippe
33	85	39,41	2,1568	49,9786	41,65	185 TREUSSARD, Francois
34	67	34,63	1,9347	44,8326	37,36	11 GUILLAUME, Bertrand
35	94	50,94	1,8453	42,7602	35,63	137 LAPP, Pascal
36	82	49,41	1,6596	38,4565	32,05	41 GOUTTEBESSIS, Francis
37	112	68,90	1,6255	37,6678	31,39	182 DUTOUR, Maurice
38	71	44,04	1,6122	37,3579	31,13	74 BONINI, Maurizio
39	112	76,56	1,4629	33,8990	28,25	178 PEGEOT, Rene
40	40	34,80	1,1494	26,6350	22,20	44 HAUBOURDIN, Jean-Claude
41	0	20,65	0,0000	0,0000	0,00	67 KÜNZLER, Oliver

PRODUCTION -- Overall Stage Results

Master's Tir Club France

Printed mai 31, 2011 at 9:51



Stage 1 --

	PTS	TIME	HIT FACTOR	STAGE POINTS	STAGE PERCENT	COMPETITOR # Name
1	114	25,29	4,5077	120,0000	100,00	8 GUICHARD, Louis
2	112	26,17	4,2797	113,9304	94,94	25 VEZIAT, Pierre
3	110	25,78	4,2669	113,5887	94,66	7 LAVERGNE, Mathieu
4	104	25,14	4,1368	110,1269	91,77	68 BINDER, Thomas
5	116	28,15	4,1208	109,6995	91,42	76 DONOT, Marc
6	112	28,10	3,9858	106,1053	88,42	114 DEBELLE, Thomas
7	102	25,81	3,9520	105,2052	87,67	3 DAGUENEL, Laëtitia
8	110	28,00	3,9286	104,5827	87,15	24 BACULARD, Patrick
9	96	25,30	3,7945	101,0127	84,18	180 MELEY, Philippe
10	101	27,00	3,7407	99,5825	82,99	80 DARTOIS, Jean
11	116	31,19	3,7191	99,0074	82,51	125 BURGADA, Laurent
12	112	30,52	3,6697	97,6919	81,41	196 BRUTTO, Fabrice
13	110	30,05	3,6606	97,4481	81,21	130 CLIN, Robert
14	108	29,61	3,6474	97,0981	80,92	31 GAL, Didier
15	110	30,43	3,6149	96,2312	80,19	13 VIAUD, Jean-Michel
16	106	29,35	3,6116	96,1442	80,12	145 TROUMP, Bérengère
17	108	30,24	3,5714	95,0752	79,23	166 CARDOT, Thierry
18	110	31,23	3,5223	93,7661	78,14	128 SAGON, Aurelien
19	112	32,40	3,4568	92,0234	76,69	124 BERNE, Yannick
20	106	30,72	3,4505	91,8565	76,55	21 GASSAMA, Gabriel
21	114	34,19	3,3343	88,7628	73,97	14 MERCHICA, Philippe
22	110	33,06	3,3273	88,5758	73,81	91 POLF, Romain
23	114	35,07	3,2506	86,5355	72,11	77 LAMBRECHTS, Alain
24	106	33,06	3,2063	85,3549	71,13	146 VACCHINO, Nicolas
25	112	35,39	3,1647	84,2486	70,21	197 RANGOLE, Hervé
26	112	35,63	3,1434	83,6811	69,73	187 MAILLOT, Julien
27	108	35,35	3,0552	81,3316	67,78	98 TRANCA, Germano
28	102	33,91	3,0080	80,0751	66,73	116 JONDREVILLE, Dominique
29	100	33,25	3,0075	80,0633	66,72	75 GRANDE, Freddy
30	116	39,32	2,9502	78,5362	65,45	192 DELOBRE, Frédéric
31	108	37,84	2,8541	75,9798	63,32	99 VULEVIC, Nenad
32	99	34,94	2,8334	75,4289	62,86	81 PLATEUS, Raymond
33	110	39,12	2,8119	74,8547	62,38	179 MAION, Jacques
34	95	34,63	2,7433	73,0292	60,86	133 GUILLOT, Patrick
35	108	40,15	2,6899	71,6083	59,67	172 GIACOMETTI, Christian
36	110	42,55	2,5852	68,8206	57,35	186 NYCZ, Margaux
37	91	35,46	2,5663	68,3169	56,93	78 CAUDERLIER, Christian
38	74	28,93	2,5579	68,0939	56,74	163 DAGUENEL, Didier
39	108	42,36	2,5496	67,8724	56,56	87 BRUSON, Laurent
40	116	46,03	2,5201	67,0876	55,91	103 BOUTIN, Hervé
41	102	40,60	2,5123	66,8805	55,73	183 DOS-SANTOS, Carlo
42	91	36,53	2,4911	66,3158	55,26	84 COURAULT, Pascal
43	108	43,83	2,4641	65,5960	54,66	135 SIMSON, James
44	102	41,53	2,4561	65,3828	54,49	122 MORIN, Patrick
45	100	40,99	2,4396	64,9452	54,12	101 HUMILIER, Nicolas
46	95	39,34	2,4148	64,2857	53,57	61 HILBIG, Karl-Heinz

PRODUCTION -- Overall Stage Results

Master's Tir Club France

Printed mai 31, 2011 at 9:51



Stage 1 --

	PTS	TIME	HIT FACTOR	STAGE POINTS	STAGE PERCENT	COMPETITOR # Name
47	92	38,23	2,4065	64,0632	53,39	194 GOUGIS, Rémi
48	104	43,68	2,3810	63,3835	52,82	140 WOHNER, Jean-Philippe
49	114	48,12	2,3691	63,0673	52,56	97 LEFEBVRE, Lionel
50	84	35,49	2,3669	63,0084	52,51	164 FARKAS, Jean
51	104	44,91	2,3157	61,6475	51,37	52 BOURSAULT, François
52	110	48,46	2,2699	60,4275	50,36	104 BUFFIN, Dominique
53	76	34,34	2,2132	58,9167	49,10	95 SAUTEL, Philip
54	89	41,02	2,1697	57,7590	48,13	105 DUJARDIN, Yves
55	76	35,46	2,1433	57,0558	47,55	195 GOUGIS, Christophe
56	100	46,87	2,1336	56,7976	47,33	198 HAGE, Bruno
57	91	43,05	2,1138	56,2721	46,89	73 CROUZET, Stephane
58	102	48,34	2,1101	56,1719	46,81	126 HUGUET, Laurent
59	86	42,96	2,0019	53,2917	44,41	123 NEVEU, Gaylord
60	74	37,41	1,9781	52,6586	43,88	108 GRANDGÉRARD, Hervé
61	114	58,13	1,9611	52,2071	43,51	102 TOURNIER, Francois-Marie
62	83	42,62	1,9474	51,8430	43,20	58 BIZET, Mathias
63	92	50,47	1,8229	48,5266	40,44	148 FREDEZ, Jean-Maurice
64	93	52,25	1,7799	47,3829	39,49	46 MANT, Alexandra
65	76	42,92	1,7707	47,1389	39,28	139 WELTER, Tony
66	61	35,66	1,7106	45,5380	37,95	165 UJEVIC, Christophe
67	116	75,08	1,5450	41,1300	34,28	176 FAVIER, Noel
68	74	48,79	1,5167	40,3763	33,65	55 LARIBE, Christophe
69	56	59,56	0,9402	25,0299	20,86	175 COSTANTINI, Jean-Jacques
70	52	56,55	0,9195	24,4791	20,40	170 DEMARCY, Denis
71	0	0,00	0,0000	0,0000	0,00	57 VENTRIN, Guy

REVOLVER (STANDARD) -- Overall Stage Results

Master's Tir Club France

Printed mai 31, 2011 at 9:51



Stage 1 --

	PTS	TIME	HIT FACTOR	STAGE POINTS	STAGE PERCENT	COMPETITOR # Name
1	112	40,67	2,7539	120,0000	100,00	86 BAILLET, Jean-Francois
2	113	42,87	2,6359	114,8583	95,72	90 DECARPIGNIES, Pascal
3	117	51,74	2,2613	98,5364	82,11	89 WOLAN, Joseph
4	118	57,37	2,0568	89,6261	74,69	59 BIZET, Sandrine
5	93	52,11	1,7847	77,7677	64,81	85 JOBARD, Philippe

OPEN -- Overall Stage Results

Master's Tir Club France

Printed mai 31, 2011 at 9:51



Stage 2 --

	PTS	TIME	HIT FACTOR	STAGE POINTS	STAGE PERCENT	COMPETITOR # Name
1	77	12,38	6,2197	80,0000	100,00	1 GRAUFFEL, Eric
2	77	13,20	5,8333	75,0303	93,79	2 OBRIOT, Emile
3	75	14,18	5,2891	68,0307	85,04	5 QUERTINIER, Stéphane
4	77	14,76	5,2168	67,1003	83,88	62 SCHNEIDER, Patrik
5	76	14,72	5,1630	66,4088	83,01	47 DA-COSTA, Patrice
6	72	14,35	5,0174	64,5358	80,67	4 DECHESSE, Laurent
7	77	15,47	4,9774	64,0207	80,03	19 TARRADE, Alain
8	72	14,65	4,9147	63,2142	79,02	6 ALTUNA, Denis
9	72	15,22	4,7306	60,8468	76,06	17 OBRIOT, Thierry
10	76	16,33	4,6540	59,8615	74,83	181 WINKLER, Oliver
11	72	15,57	4,6243	59,4790	74,35	134 PITOTAIMARETTI, Christophe
12	69	15,06	4,5817	58,9310	73,66	117 MONTARGOT, Renaud
13	76	16,91	4,4944	57,8083	72,26	30 OGANESIAN, Sargis
14	73	16,66	4,3818	56,3596	70,45	189 RENOUX, Gilles
15	70	16,06	4,3587	56,0625	70,08	20 BALESII, Daniel
16	75	17,37	4,3178	55,5369	69,42	142 LELEU, Christian
17	75	17,50	4,2857	55,1243	68,91	66 HAAS, Peter
18	79	18,74	4,2156	54,2222	67,78	82 DEFGNEE, Alphonse
19	72	17,22	4,1812	53,7798	67,22	121 PENALVAPASQUET, Pierre-Jean
20	74	17,77	4,1643	53,5629	66,95	64 KEANEY, Paul
21	74	17,84	4,1480	53,3527	66,69	18 GIBERT, Philippe
22	71	17,38	4,0852	52,5446	65,68	147 VERDON, James
23	69	17,16	4,0210	51,7192	64,65	188 LOPEZ, Christophe
24	75	18,85	3,9788	51,1764	63,97	171 ESCHENBRENNER, Pascal
25	72	18,15	3,9669	51,0241	63,78	33 DESAGNEAUX, Jean-Luc
26	75	19,03	3,9411	50,6923	63,37	141 CZYKAJLO, Jerome
27	75	19,34	3,8780	49,8798	62,35	113 BEAUVILLIERS, Anne
28	60	15,54	3,8610	49,6615	62,08	158 HUET, Michel
29	67	17,49	3,8308	49,2725	61,59	119 VILLET, Bruno
30	72	19,41	3,7094	47,7119	59,64	149 FLEURY, Lionel
31	73	20,61	3,5420	45,5580	56,95	38 LAUREMBOURLE, Jacques
32	78	22,18	3,5167	45,2327	56,54	69 ZANARDI, Annamaria
33	75	21,53	3,4835	44,8061	56,01	136 DEITSCH, Olivier
34	70	20,23	3,4602	44,5064	55,63	36 ASTORG, Gérard
35	60	17,74	3,3822	43,5028	54,38	32 DAZZI, Georges
36	74	22,73	3,2556	41,8747	52,34	162 DESAUGERE, Jean-François
37	75	25,07	2,9916	38,4793	48,10	152 MEUNIER, Gerard
38	54	18,24	2,9605	38,0793	47,60	109 PICARD, Nicolas
39	61	21,14	2,8855	37,1146	46,39	138 NOEL, Francis
40	75	26,23	2,8593	36,7776	45,97	65 RIEDI, Serenella
41	77	27,10	2,8413	36,5461	45,68	155 FROMAJOT, Philippe
42	77	27,12	2,8392	36,5192	45,65	107 PHONG, Roger
43	78	27,87	2,7987	35,9979	45,00	106 SALOMON, Jean-Francis
44	76	27,67	2,7467	35,3284	44,16	60 SCHIER, Hanno
45	76	28,15	2,6998	34,7260	43,41	154 PITOTAIMARETTI, Robert
46	76	28,41	2,6751	34,4082	43,01	88 NOWAK, Hubert

OPEN -- Overall Stage Results

Master's Tir Club France

Printed mai 31, 2011 at 9:51



Stage 2 --

	PTS	TIME	HIT FACTOR	STAGE POINTS	STAGE PERCENT	COMPETITOR # Name
47	76	30,69	2,4764	31,8520	39,81	173 MELINE, Damien
48	70	28,72	2,4373	31,3497	39,19	72 ANGLADE, Jean-Paul
49	76	50,55	1,5035	19,3380	24,17	53 BRUNET, Gérard
50	75	54,09	1,3866	17,8346	22,29	54 HUGUENIN, Sylvie

STANDARD -- Overall Stage Results

Master's Tir Club France

Printed mai 31, 2011 at 9:51



Stage 2 --

	PTS	TIME	HIT FACTOR	STAGE POINTS	STAGE PERCENT	COMPETITOR # Name
1	76	14,12	5,3824	80,0000	100,00	23 POIRET, Jerome
2	76	14,45	5,2595	78,1730	97,72	9 BOIT, Julien
3	74	14,93	4,9565	73,6687	92,09	11 GUILLAUME, Bertrand
4	77	18,10	4,2541	63,2300	79,04	29 PRIEUR, Gregory
5	73	17,50	4,1714	62,0006	77,50	63 BROSCHE, Hampi
6	74	18,64	3,9700	59,0061	73,76	22 LACROIX, Christian
7	76	19,81	3,8364	57,0217	71,28	120 VANDAL, Olivier
8	74	19,52	3,7910	56,3460	70,43	26 BEAUNIER, François
9	75	19,97	3,7556	55,8206	69,78	83 COKAIKO, Michel
10	77	20,67	3,7252	55,3683	69,21	28 CARRIER, Philippe
11	70	18,80	3,7234	55,3415	69,18	16 GERARD, Joel
12	69	19,17	3,5994	53,4981	66,87	143 CARTOUX, David
13	74	20,69	3,5766	53,1597	66,45	131 CUTAYA, Christian
14	75	20,99	3,5731	53,1080	66,38	161 PERROT, Laurent
15	71	20,04	3,5429	52,6589	65,82	159 CARTIER, Serge
16	74	21,03	3,5188	52,3002	65,38	34 EVESQUE, Michel
17	79	22,51	3,5096	52,1630	65,20	151 RACLOT, Gérard
18	75	21,93	3,4200	50,8316	63,54	35 WEBER, Didier
19	73	22,26	3,2794	48,7426	60,93	45 MANT, Patrick
20	74	22,78	3,2485	48,2824	60,35	111 SEIGNEUR, Daniel
21	78	24,06	3,2419	48,1848	60,23	193 LACOUR, Christophe
22	73	22,72	3,2130	47,7557	59,69	160 GOY, Philippe
23	76	24,22	3,1379	46,6391	58,30	41 GOUTTEBESSIS, Francis
24	61	19,72	3,0933	45,9763	57,47	27 COLOMBINI, Jean-Pierre
25	75	24,77	3,0279	45,0035	56,25	185 TREUSSARD, Francois
26	61	20,27	3,0094	44,7288	55,91	44 HAUBOURDIN, Jean-Claude
27	77	26,46	2,9101	43,2526	54,07	184 MANSCHING, Michel
28	76	27,07	2,8075	41,7289	52,16	174 STECKLER, Philippe
29	76	27,33	2,7808	41,3319	51,66	56 PHILIPPE, Fabrice
30	60	22,66	2,6478	39,3552	49,19	49 MARTINPRIVAT, Pierre
31	75	28,43	2,6381	39,2099	49,01	110 CABRERIZO, Alain
32	76	29,90	2,5418	37,7793	47,22	177 FILLATRE, David
33	45	18,13	2,4821	36,8915	46,11	93 GOIBEAULT, Pascal
34	76	33,05	2,2995	34,1785	42,72	71 FELT, Olivier
35	72	31,37	2,2952	34,1137	42,64	150 RUFFIOT, Christian
36	45	22,17	2,0298	30,1688	37,71	48 HOUPERT, Emmanuel
37	73	42,90	1,7016	25,2916	31,61	178 PEGEOT, Rene
38	76	44,87	1,6938	25,1750	31,47	182 DUTOUR, Maurice
39	51	30,26	1,6854	25,0503	31,31	74 BONINI, Maurizio
40	29	17,28	1,6782	24,9440	31,18	67 KÜNZLER, Oliver
41	36	27,11	1,3279	19,7371	24,67	137 LAPP, Pascal

PRODUCTION -- Overall Stage Results

Master's Tir Club France

Printed mai 31, 2011 at 9:51



Stage 2 --

	PTS	TIME	HIT FACTOR	STAGE POINTS	STAGE PERCENT	COMPETITOR # Name
1	78	14,95	5,2174	80,0000	100,00	7 LAVERGNE, Mathieu
2	76	16,77	4,5319	69,4892	86,86	8 GUICHARD, Louis
3	72	16,73	4,3036	65,9892	82,49	166 CARDOT, Thierry
4	78	18,43	4,2322	64,8942	81,12	68 BINDER, Thomas
5	76	18,78	4,0469	62,0518	77,56	24 BACULARD, Patrick
6	70	17,36	4,0323	61,8280	77,28	3 DAGUENEL, Laëtitia
7	70	17,57	3,9841	61,0890	76,36	76 DONOT, Marc
8	78	19,79	3,9414	60,4346	75,54	125 BURGADA, Laurent
9	70	17,92	3,9063	59,8958	74,87	25 VEZIAT, Pierre
10	66	17,31	3,8128	58,4633	73,08	180 MELEY, Philippe
11	68	18,20	3,7363	57,2894	71,61	21 GASSAMA, Gabriel
12	74	19,96	3,7074	56,8470	71,06	197 RANGOLE, Hervé
13	74	20,20	3,6634	56,1716	70,21	124 BERNE, Yannick
14	72	19,67	3,6604	56,1261	70,16	14 MERCHICA, Philippe
15	74	20,39	3,6292	55,6482	69,56	13 VIAUD, Jean-Michel
16	72	20,57	3,5002	53,6704	67,09	81 PLATEUS, Raymond
17	66	19,44	3,3951	52,0576	65,07	91 POLF, Romain
18	70	21,03	3,3286	51,0382	63,80	98 TRANCA, Germano
19	62	18,94	3,2735	50,1936	62,74	130 CLIN, Robert
20	68	20,87	3,2583	49,9601	62,45	128 SAGON, Aurelien
21	72	22,35	3,2215	49,3960	61,74	77 LAMBRECHTS, Alain
22	74	23,00	3,2174	49,3333	61,67	75 GRANDE, Freddy
23	68	21,82	3,1164	47,7849	59,73	145 TROUMP, Bérengère
24	68	21,87	3,1093	47,6757	59,59	194 GOUGIS, Rémi
25	68	21,93	3,1008	47,5452	59,43	187 MAILLOT, Julien
26	72	23,35	3,0835	47,2805	59,10	164 FARKAS, Jean
27	64	21,51	2,9754	45,6222	57,03	196 BRUTTO, Fabrice
28	74	24,89	2,9731	45,5872	56,98	80 DARTOIS, Jean
29	64	21,70	2,9493	45,2227	56,53	95 SAUTEL, Philip
30	66	22,46	2,9386	45,0579	56,32	73 CROUZET, Stephane
31	53	18,68	2,8373	43,5046	54,38	114 DEBELLE, Thomas
32	76	27,12	2,8024	42,9695	53,71	135 SIMSON, James
33	51	18,35	2,7793	42,6158	53,27	31 GAL, Didier
34	74	26,87	2,7540	42,2280	52,79	55 LARIBE, Christophe
35	78	28,75	2,7130	41,6000	52,00	97 LEFEBVRE, Lionel
36	55	20,46	2,6882	41,2186	51,52	163 DAGUENEL, Didier
37	68	25,30	2,6877	41,2121	51,52	104 BUFFIN, Dominique
38	60	22,65	2,6490	40,6181	50,77	101 HUMILIER, Nicolas
39	68	26,06	2,6094	40,0102	50,01	61 HILBIG, Karl-Heinz
40	57	21,89	2,6039	39,9269	49,91	84 COURAULT, Pascal
41	76	29,34	2,5903	39,7182	49,65	179 MAION, Jacques
42	60	24,11	2,4886	38,1584	47,70	198 HAGE, Bruno
43	51	20,56	2,4805	38,0350	47,54	105 DUJARDIN, Yves
44	55	22,34	2,4620	37,7499	47,19	116 JONDREVILLE, Dominique
45	59	24,11	2,4471	37,5225	46,90	165 UJEVIC, Christophe
46	62	25,58	2,4238	37,1645	46,46	140 WOHNER, Jean-Philippe

PRODUCTION -- Overall Stage Results

Master's Tir Club France

Printed mai 31, 2011 at 9:51



Stage 2 --

	PTS	TIME	HIT FACTOR	STAGE POINTS	STAGE PERCENT	COMPETITOR # Name
47	72	30,19	2,3849	36,5684	45,71	123 NEVEU, Gaylord
48	60	25,16	2,3847	36,5660	45,71	52 BOURSAULT, François
49	59	25,17	2,3441	35,9423	44,93	78 CAUDERLIER, Christian
50	59	25,47	2,3165	35,5189	44,40	186 NYCZ, Margaux
51	53	23,55	2,2505	34,5081	43,14	146 VACCHINO, Nicolas
52	64	28,63	2,2354	34,2764	42,85	148 FREDEZ, Jean-Maurice
53	57	25,50	2,2353	34,2745	42,84	192 DELOBRE, Frédéric
54	55	25,01	2,1991	33,7198	42,15	172 GIACOMETTI, Christian
55	64	29,17	2,1940	33,6419	42,05	103 BOUTIN, Hervé
56	68	31,07	2,1886	33,5586	41,95	126 HUGUET, Laurent
57	74	34,44	2,1487	32,9462	41,18	195 GOUGIS, Christophe
58	64	29,91	2,1398	32,8095	41,01	102 TOURNIER, Francois-Marie
59	55	26,02	2,1138	32,4110	40,51	46 MANT, Alexandra
60	72	34,23	2,1034	32,2524	40,32	170 DEMARCY, Denis
61	49	23,54	2,0816	31,9173	39,90	133 GUILLOT, Patrick
62	53	26,86	1,9732	30,2556	37,82	183 DOS-SANTOS, Carlo
63	68	34,47	1,9727	30,2485	37,81	122 MORIN, Patrick
64	51	26,51	1,9238	29,4983	36,87	139 WELTER, Tony
65	66	36,65	1,8008	27,6126	34,52	87 BRUSON, Laurent
66	62	34,58	1,7929	27,4918	34,36	175 COSTANTINI, Jean-Jacques
67	59	33,06	1,7846	27,3644	34,21	58 BIZET, Mathias
68	76	44,33	1,7144	26,2877	32,86	176 FAVIER, Noel
69	18	21,21	0,8487	13,0127	16,27	99 VULEVIC, Nenad
70	0	0,00	0,0000	0,0000	0,00	57 VENTRIN, Guy

REVOLVER (STANDARD) -- Overall Stage Results

Master's Tir Club France

Printed mai 31, 2011 at 9:51



Stage 2 --

	PTS	TIME	HIT FACTOR	STAGE POINTS	STAGE PERCENT	COMPETITOR # Name
1	76	24,90	3,0522	80,0000	100,00	86 BAILLET, Jean-Francois
2	78	32,26	2,4179	63,3733	79,22	89 WOLAN, Joseph
3	75	32,31	2,3213	60,8415	76,05	90 DECARPIGNIES, Pascal
4	76	39,11	1,9432	50,9333	63,67	85 JOBARD, Philippe
5	77	41,25	1,8667	48,9263	61,16	59 BIZET, Sandrine

OPEN -- Overall Stage Results

Master's Tir Club France

Printed mai 31, 2011 at 9:51



Stage 3 --

	PTS	TIME	HIT FACTOR	STAGE POINTS	STAGE PERCENT	COMPETITOR # Name
1	56	9,35	5,9893	60,0000	100,00	1 GRAUFFEL, Eric
2	58	11,30	5,1327	51,4191	85,70	5 QUERTINIER, Stéphane
3	57	11,35	5,0220	50,3099	83,85	20 BALES, Daniel
4	56	11,93	4,6940	47,0243	78,37	6 ALTUNA, Denis
5	57	12,16	4,6875	46,9587	78,26	17 OBRIOT, Thierry
6	57	12,91	4,4152	44,2307	73,72	66 HAAS, Peter
7	56	12,75	4,3922	44,0000	73,33	4 DECHESSE, Laurent
8	57	13,12	4,3445	43,5227	72,54	181 WINKLER, Oliver
9	58	13,79	4,2059	42,1346	70,22	19 TARRADE, Alain
10	58	13,92	4,1667	41,7411	69,57	117 MONTARGOT, Renaud
11	59	14,28	4,1317	41,3903	68,98	47 DA-COSTA, Patrice
12	54	13,21	4,0878	40,9511	68,25	18 GIBERT, Philippe
13	57	14,16	4,0254	40,3261	67,21	134 PITOTAIMARETTI, Christophe
14	44	11,00	4,0000	40,0714	66,79	62 SCHNEIDER, Patrik
15	58	14,67	3,9536	39,6071	66,01	147 VERDON, James
16	41	10,62	3,8606	38,6753	64,46	2 OBRIOT, Emile
17	52	13,61	3,8207	38,2754	63,79	141 CZYKAJLO, Jerome
18	57	15,21	3,7475	37,5423	62,57	121 PENALVAPASQUET, Pierre-Jean
19	49	13,51	3,6269	36,3342	60,56	33 DESAGNEAUX, Jean-Luc
20	58	16,09	3,6047	36,1116	60,19	38 LAUREMBOURLE, Jacques
21	56	15,90	3,5220	35,2830	58,81	119 VILLET, Bruno
22	57	17,35	3,2853	32,9117	54,85	113 BEAUVILLIERS, Anne
23	55	16,96	3,2429	32,4872	54,15	142 LELEU, Christian
24	58	18,01	3,2204	32,2618	53,77	30 OGANESIAN, Sargis
25	59	18,46	3,1961	32,0181	53,36	107 PHONG, Roger
26	54	16,91	3,1934	31,9908	53,32	82 DEFGNEE, Alphonse
27	57	18,80	3,0319	30,3733	50,62	152 MEUNIER, Gerard
28	55	18,20	3,0220	30,2737	50,46	136 DEITSCH, Olivier
29	59	19,62	3,0071	30,1251	50,21	106 SALOMON, Jean-Francis
30	55	18,29	3,0071	30,1248	50,21	69 ZANARDI, Annamaria
31	52	17,49	2,9731	29,7844	49,64	32 DAZZI, Georges
32	41	14,05	2,9181	29,2336	48,72	158 HUET, Michel
33	44	15,55	2,8296	28,3463	47,24	188 LOPEZ, Christophe
34	59	20,99	2,8109	28,1588	46,93	155 FROMAJOT, Philippe
35	57	20,32	2,8051	28,1013	46,84	64 KEANEY, Paul
36	45	16,18	2,7812	27,8618	46,44	37 CORNUT, Pierre
37	49	17,79	2,7544	27,5927	45,99	149 FLEURY, Lionel
38	58	24,08	2,4086	24,1294	40,22	60 SCHIER, Hanno
39	33	14,49	2,2774	22,8150	38,02	109 PICARD, Nicolas
40	47	21,09	2,2285	22,3252	37,21	154 PITOTAIMARETTI, Robert
41	48	21,76	2,2059	22,0982	36,83	88 NOWAK, Hubert
42	44	20,10	2,1891	21,9296	36,55	65 RIEDI, Serenella
43	59	29,31	2,0130	20,1656	33,61	162 DESAUGERE, Jean-François
44	32	17,41	1,8380	18,4131	30,69	138 NOEL, Francis
45	55	31,89	1,7247	17,2776	28,80	173 MELINE, Damien
46	35	22,14	1,5808	15,8367	26,39	36 ASTORG, Gérard

OPEN -- Overall Stage Results

Master's Tir Club France

Printed mai 31, 2011 at 9:51



Stage 3 --

	PTS	TIME	HIT FACTOR	STAGE POINTS	STAGE PERCENT	COMPETITOR # Name
47	58	36,80	1,5761	15,7890	26,32	53 BRUNET, Gérard
48	41	47,44	0,8642	8,6579	14,43	54 HUGUENIN, Sylvie
49	8	15,59	0,5131	5,1407	8,57	171 ESCHENBRENNER, Pascal
50	3	29,88	0,1004	1,0058	1,68	72 ANGLADE, Jean-Paul
51	0	4,10	0,0000	0,0000	0,00	189 RENOUX, Gilles

STANDARD -- Overall Stage Results

Master's Tir Club France

Printed mai 31, 2011 at 9:51



Stage 3 --

	PTS	TIME	HIT FACTOR	STAGE POINTS	STAGE PERCENT	COMPETITOR # Name
1	58	11,85	4,8945	60,0000	100,00	9 BOIT, Julien
2	59	13,13	4,4935	55,0844	91,81	11 GUILLAUME, Bertrand
3	58	13,08	4,4343	54,3578	90,60	63 BROSCH, Hampi
4	54	12,76	4,2320	51,8782	86,46	67 KÜNZLER, Oliver
5	58	15,54	3,7323	45,7529	76,25	83 COKAIKO, Michel
6	52	13,95	3,7276	45,6952	76,16	159 CARTIER, Serge
7	59	16,44	3,5888	43,9938	73,32	45 MANT, Patrick
8	58	16,53	3,5088	43,0127	71,69	28 CARRIER, Philippe
9	43	12,29	3,4988	42,8902	71,48	48 HOUPERT, Emmanuel
10	57	16,59	3,4358	42,1182	70,20	26 BEAUNIER, François
11	59	17,50	3,3714	41,3291	68,88	160 GOY, Philippe
12	55	16,49	3,3354	40,8868	68,14	16 GERARD, Joel
13	41	12,47	3,2879	40,3050	67,18	23 POIRET, Jerome
14	59	18,64	3,1652	38,8014	64,67	120 VANDAL, Olivier
15	44	13,98	3,1474	38,5822	64,30	22 LACROIX, Christian
16	59	19,38	3,0444	37,3198	62,20	41 GOUTTEBESSIS, Francis
17	54	18,45	2,9268	35,8789	59,80	161 PERROT, Laurent
18	56	19,64	2,8513	34,9533	58,26	34 EVESQUE, Michel
19	58	22,25	2,6067	31,9551	53,26	184 MANSCHING, Michel
20	48	18,42	2,6059	31,9443	53,24	111 SEIGNEUR, Daniel
21	49	19,67	2,4911	30,5375	50,90	35 WEBER, Didier
22	48	19,38	2,4768	30,3619	50,60	29 PRIEUR, Gregory
23	54	22,36	2,4150	29,6049	49,34	74 BONINI, Maurizio
24	33	14,07	2,3454	28,7516	47,92	143 CARTOUX, David
25	41	17,68	2,3190	28,4278	47,38	93 GOIBEAULT, Pascal
26	58	25,18	2,3034	28,2367	47,06	185 TREUSSARD, Francois
27	44	19,54	2,2518	27,6039	46,01	151 RACLOT, Gérard
28	34	17,27	1,9687	24,1339	40,22	131 CUTAYA, Christian
29	47	25,12	1,8710	22,9361	38,23	177 FILLATRE, David
30	41	22,32	1,8369	22,5181	37,53	193 LACOUR, Christophe
31	39	22,66	1,7211	21,0982	35,16	44 HAUBOURDIN, Jean-Claude
32	59	37,80	1,5608	19,1338	31,89	182 DUTOUR, Maurice
33	57	36,93	1,5435	18,9207	31,53	110 CABRERIZO, Alain
34	30	19,80	1,5152	18,5737	30,96	49 MARTINPRIVAT, Pierre
35	39	25,82	1,5105	18,5161	30,86	137 LAPP, Pascal
36	29	19,81	1,4639	17,9455	29,91	71 FELT, Olivier
37	33	22,88	1,4423	17,6807	29,47	150 RUFFIOT, Christian
38	27	21,62	1,2488	15,3091	25,52	174 STECKLER, Philippe
39	22	19,10	1,1518	14,1199	23,53	27 COLOMBINI, Jean-Pierre
40	28	35,19	0,7957	9,7539	16,26	178 PEGEOT, Rene
41	8	23,86	0,3353	4,1102	6,85	56 PHILIPPE, Fabrice

PRODUCTION -- Overall Stage Results

Master's Tir Club France

Printed mai 31, 2011 at 9:51



Stage 3 --

	PTS	TIME	HIT FACTOR	STAGE POINTS	STAGE PERCENT	COMPETITOR # Name
1	54	12,11	4,4591	60,0000	100,00	7 LAVERGNE, Mathieu
2	58	15,64	3,7084	49,8991	83,17	31 GAL, Didier
3	54	15,05	3,5880	48,2791	80,47	68 BINDER, Thomas
4	56	15,63	3,5829	48,2093	80,35	91 POLF, Romain
5	58	16,86	3,4401	46,2884	77,15	101 HUMILIER, Nicolas
6	50	14,65	3,4130	45,9234	76,54	76 DONOT, Marc
7	52	15,32	3,3943	45,6716	76,12	114 DEBELLE, Thomas
8	58	17,40	3,3333	44,8519	74,75	14 MERCHICA, Philippe
9	54	16,40	3,2927	44,3049	73,84	125 BURGADA, Laurent
10	54	17,21	3,1377	42,2196	70,37	122 MORIN, Patrick
11	54	17,59	3,0699	41,3076	68,85	130 CLIN, Robert
12	50	16,33	3,0618	41,1989	68,66	8 GUICHARD, Louis
13	54	18,04	2,9933	40,2772	67,13	13 VIAUD, Jean-Michel
14	60	20,15	2,9777	40,0662	66,78	73 CROUZET, Stephane
15	56	18,89	2,9645	39,8894	66,48	75 GRANDE, Freddy
16	46	15,56	2,9563	39,7786	66,30	128 SAGON, Aurelien
17	44	14,91	2,9510	39,7079	66,18	166 CARDOT, Thierry
18	58	20,01	2,8986	39,0016	65,00	77 LAMBRECHTS, Alain
19	56	19,74	2,8369	38,1718	63,62	164 FARKAS, Jean
20	46	16,24	2,8325	38,1130	63,52	21 GASSAMA, Gabriel
21	52	19,30	2,6943	36,2533	60,42	105 DUJARDIN, Yves
22	50	19,03	2,6274	35,3535	58,92	124 BERNE, Yannick
23	44	17,30	2,5434	34,2222	57,04	180 MELEY, Philippe
24	52	20,80	2,5000	33,6389	56,06	140 WOHLNER, Jean-Philippe
25	58	23,44	2,4744	33,2945	55,49	135 SIMSON, James
26	56	22,97	2,4380	32,8041	54,67	103 BOUTIN, Hervé
27	35	14,51	2,4121	32,4565	54,09	3 DAGUENEL, Laëtitia
28	60	24,95	2,4048	32,3581	53,93	123 NEVEU, Gaylord
29	44	18,74	2,3479	31,5926	52,65	81 PLATEUS, Raymond
30	56	24,40	2,2951	30,8816	51,47	183 DOS-SANTOS, Carlo
31	34	14,88	2,2849	30,7452	51,24	24 BACULARD, Patrick
32	41	18,00	2,2778	30,6488	51,08	139 WELTER, Tony
33	60	26,86	2,2338	30,0571	50,10	102 TOURNIER, Francois-Marie
34	52	23,69	2,1950	29,5352	49,23	55 LARIBE, Christophe
35	45	20,94	2,1490	28,9159	48,19	84 COURAULT, Pascal
36	43	20,32	2,1161	28,4739	47,46	95 SAUTEL, Philip
37	46	22,72	2,0246	27,2428	45,40	194 GOUGIS, Rémi
38	45	22,48	2,0018	26,9351	44,89	172 GIACOMETTI, Christian
39	39	19,50	2,0000	26,9111	44,85	197 RANGOLE, Hervé
40	46	23,64	1,9459	26,1826	43,64	179 MAION, Jacques
41	41	21,75	1,8851	25,3645	42,27	52 BOURSAULT, François
42	37	20,14	1,8371	24,7197	41,20	46 MANT, Alexandra
43	46	25,54	1,8011	24,2348	40,39	198 HAGE, Bruno
44	56	31,10	1,8006	24,2287	40,38	175 COSTANTINI, Jean-Jacques
45	44	24,96	1,7628	23,7197	39,53	116 JONDREVILLE, Dominique
46	31	18,28	1,6958	22,8185	38,03	99 VULEVIC, Nenad

PRODUCTION -- Overall Stage Results

Master's Tir Club France

Printed mai 31, 2011 at 9:51



Stage 3 --

	PTS	TIME	HIT FACTOR	STAGE POINTS	STAGE PERCENT	COMPETITOR # Name
47	25	15,73	1,5893	21,3852	35,64	25 VEZIAT, Pierre
48	29	18,50	1,5676	21,0925	35,15	195 GOUGIS, Christophe
49	31	20,11	1,5415	20,7420	34,57	146 VACCHINO, Nicolas
50	29	19,27	1,5049	20,2497	33,75	186 NYCZ, Margaux
51	28	18,65	1,5013	20,2014	33,67	192 DELOBRE, Frédéric
52	42	27,99	1,5005	20,1905	33,65	97 LEFEBVRE, Lionel
53	30	20,91	1,4347	19,3050	32,17	98 TRANCA, Germano
54	28	19,80	1,4141	19,0281	31,71	78 CAUDERLIER, Christian
55	39	28,39	1,3737	18,4842	30,81	148 FREDEZ, Jean-Maurice
56	27	20,06	1,3460	18,1107	30,18	196 BRUTTO, Fabrice
57	24	17,90	1,3408	18,0410	30,07	187 MAILLOT, Julien
58	31	24,86	1,2470	16,7789	27,96	58 BIZET, Mathias
59	30	24,71	1,2141	16,3362	27,23	61 HILBIG, Karl-Heinz
60	23	19,64	1,1711	15,7575	26,26	145 TROUMP, Bérengère
61	29	25,51	1,1368	15,2964	25,49	126 HUGUET, Laurent
62	34	30,46	1,1162	15,0193	25,03	87 BRUSON, Laurent
63	38	36,69	1,0357	13,9360	23,23	80 DARTOIS, Jean
64	43	41,62	1,0332	13,9017	23,17	176 FAVIER, Noel
65	21	20,61	1,0189	13,7102	22,85	133 GUILLOT, Patrick
66	35	37,78	0,9264	12,4654	20,78	170 DEMARCY, Denis
67	16	23,23	0,6888	9,2677	15,45	104 BUFFIN, Dominique
68	9	21,09	0,4267	5,7421	9,57	163 DAGUENEL, Didier
69	0	18,08	0,0000	0,0000	0,00	165 UJEVIC, Christophe
70	0	0,00	0,0000	0,0000	0,00	57 VENTRIN, Guy

REVOLVER (STANDARD) -- Overall Stage Results

Master's Tir Club France

Printed mai 31, 2011 at 9:51



Stage 3 --

	PTS	TIME	HIT FACTOR	STAGE POINTS	STAGE PERCENT	COMPETITOR # Name
1	58	21,27	2,7268	60,0000	100,00	90 DECARPIGNIES, Pascal
2	59	29,34	2,0109	44,2469	73,74	86 BAILLET, Jean-Francois
3	60	30,90	1,9417	42,7251	71,21	89 WOLAN, Joseph
4	49	34,74	1,4105	31,0354	51,73	59 BIZET, Sandrine
5	47	37,05	1,2686	27,9126	46,52	85 JOBARD, Philippe

OPEN -- Overall Stage Results

Master's Tir Club France

Printed mai 31, 2011 at 9:51



Stage 4 --

	PTS	TIME	HIT FACTOR	STAGE POINTS	STAGE PERCENT	COMPETITOR # Name
1	45	3,54	12,7119	45,0000	100,00	1 GRAUFFEL, Eric
2	45	4,34	10,3687	36,7051	81,57	134 PITOTAIMARETTI, Christophe
3	44	4,56	9,6491	34,1579	75,91	62 SCHNEIDER, Patrik
4	44	4,65	9,4624	33,4968	74,44	2 OBRIOT, Emile
5	45	4,86	9,2593	32,7778	72,84	117 MONTARGOT, Renaud
6	43	4,68	9,1880	32,5256	72,28	17 OBRIOT, Thierry
7	44	4,92	8,9431	31,6585	70,35	20 BALESI, Daniel
8	44	5,13	8,5770	30,3626	67,47	19 TARRADE, Alain
9	44	5,14	8,5603	30,3035	67,34	47 DA-COSTA, Patrice
10	45	5,38	8,3643	29,6097	65,80	5 QUERTINIER, Stéphane
11	44	5,27	8,3491	29,5560	65,68	33 DESAGNEAUX, Jean-Luc
12	42	5,10	8,2353	29,1529	64,78	141 CZYKAJLO, Jerome
13	45	5,52	8,1522	28,8587	64,13	32 DAZZI, Georges
14	41	5,11	8,0235	28,4031	63,12	6 ALTUNA, Denis
15	43	5,42	7,9336	28,0849	62,41	18 GIBERT, Philippe
16	44	5,72	7,6923	27,2308	60,51	38 LAUREMBOURLE, Jacques
17	45	5,89	7,6401	27,0458	60,10	181 WINKLER, Oliver
18	45	6,41	7,0203	24,8518	55,23	37 CORNUT, Pierre
19	45	6,44	6,9876	24,7360	54,97	69 ZANARDI, Annamaria
20	44	6,31	6,9731	24,6846	54,85	189 RENOUX, Gilles
21	44	6,37	6,9074	24,4521	54,34	66 HAAS, Peter
22	45	6,69	6,7265	23,8117	52,91	119 VILLET, Bruno
23	44	6,64	6,6265	23,4578	52,13	142 LELEU, Christian
24	43	6,49	6,6256	23,4545	52,12	147 VERDON, James
25	45	6,81	6,6079	23,3921	51,98	149 FLEURY, Lionel
26	42	6,57	6,3927	22,6301	50,29	158 HUET, Michel
27	45	7,14	6,3025	22,3109	49,58	121 PENALVAPASQUET, Pierre-Jean
28	30	4,77	6,2893	22,2642	49,48	4 DECHESSE, Laurent
29	45	7,22	6,2327	22,0637	49,03	30 OGANESIAN, Sargis
30	44	7,11	6,1885	21,9072	48,68	171 ESCHENBRENNER, Pascal
31	44	7,23	6,0858	21,5436	47,87	36 ASTORG, Gérard
32	44	7,68	5,7292	20,2813	45,07	188 LOPEZ, Christophe
33	45	7,93	5,6747	20,0883	44,64	138 NOEL, Francis
34	45	8,61	5,2265	18,5017	41,11	109 PICARD, Nicolas
35	44	9,00	4,8889	17,3067	38,46	162 DESAUGERE, Jean-François
36	45	9,49	4,7418	16,7861	37,30	154 PITOTAIMARETTI, Robert
37	45	9,88	4,5547	16,1235	35,83	72 ANGLADE, Jean-Paul
38	45	10,18	4,4204	15,6483	34,77	113 BEAUVILLIERS, Anne
39	45	10,51	4,2816	15,1570	33,68	155 FROMAJOT, Philippe
40	45	10,63	4,2333	14,9859	33,30	107 PHONG, Roger
41	45	11,02	4,0835	14,4555	32,12	82 DEFGNEE, Alphonse
42	45	11,17	4,0286	14,2614	31,69	65 RIEDI, Serenella
43	45	11,81	3,8103	13,4886	29,97	60 SCHIER, Hanno
44	44	11,62	3,7866	13,4045	29,79	136 DEITSCH, Olivier
45	45	13,44	3,3482	11,8527	26,34	173 MELINE, Damien
46	45	13,83	3,2538	11,5184	25,60	53 BRUNET, Gérard

OPEN -- Overall Stage Results

Master's Tir Club France

Printed mai 31, 2011 at 9:51



Stage 4 --

	PTS	TIME	HIT FACTOR	STAGE POINTS	STAGE PERCENT	COMPETITOR # Name
47	44	15,46	2,8461	10,0750	22,39	88 NOWAK, Hubert
48	14	7,09	1,9746	6,9901	15,53	64 KEANEY, Paul
49	45	29,31	1,5353	5,4350	12,08	106 SALOMON, Jean-Francis
50	40	28,76	1,3908	4,9235	10,94	54 HUGUENIN, Sylvie
51	29	23,93	1,2119	4,2900	9,53	152 MEUNIER, Gerard

STANDARD -- Overall Stage Results

Master's Tir Club France

Printed mai 31, 2011 at 9:51



Stage 4 --

	PTS	TIME	HIT FACTOR	STAGE POINTS	STAGE PERCENT	COMPETITOR # Name
1	44	4,34	10,1382	45,0000	100,00	23 POIRET, Jerome
2	45	5,23	8,6042	38,1909	84,87	48 HOUPERT, Emmanuel
3	45	5,48	8,2117	36,4487	81,00	16 GERARD, Joel
4	45	5,58	8,0645	35,7955	79,55	22 LACROIX, Christian
5	43	5,48	7,8467	34,8287	77,40	83 COKAIKO, Michel
6	45	5,89	7,6401	33,9115	75,36	63 BROSCHE, Hampi
7	41	5,46	7,5092	33,3304	74,07	34 EVESQUE, Michel
8	43	5,76	7,4653	33,1357	73,63	29 PRIEUR, Gregory
9	44	6,16	7,1429	31,7045	70,45	41 GOUTTEBESSIS, Francis
10	45	6,47	6,9552	30,8715	68,60	28 CARRIER, Philippe
11	45	6,96	6,4655	28,6981	63,77	26 BEAUNIER, François
12	44	6,81	6,4611	28,6784	63,73	27 COLOMBINI, Jean-Pierre
13	44	6,86	6,4140	28,4694	63,27	120 VANDAL, Olivier
14	44	6,89	6,3861	28,3454	62,99	131 CUTAYA, Christian
15	44	6,92	6,3584	28,2225	62,72	159 CARTIER, Serge
16	45	7,23	6,2241	27,6264	61,39	160 GOY, Philippe
17	44	7,15	6,1538	27,3147	60,70	143 CARTOUX, David
18	43	7,10	6,0563	26,8819	59,74	49 MARTINPRIVAT, Pierre
19	45	7,61	5,9133	26,2469	58,33	111 SEIGNEUR, Daniel
20	45	7,77	5,7915	25,7064	57,13	11 GUILLAUME, Bertrand
21	44	7,83	5,6194	24,9425	55,43	184 MANSCHING, Michel
22	45	8,35	5,3892	23,9208	53,16	35 WEBER, Didier
23	45	8,43	5,3381	23,6938	52,65	71 FELT, Olivier
24	45	8,47	5,3129	23,5819	52,40	67 KÜNZLER, Oliver
25	44	8,56	5,1402	22,8154	50,70	185 TREUSSARD, Francois
26	43	8,57	5,0175	22,2709	49,49	93 GOIBEAULT, Pascal
27	45	9,48	4,7468	21,0695	46,82	150 RUFFIOT, Christian
28	44	9,41	4,6759	20,7545	46,12	174 STECKLER, Philippe
29	30	6,51	4,6083	20,4545	45,45	9 BOIT, Julien
30	45	10,07	4,4687	19,8350	44,08	151 RACLOT, Gérard
31	45	10,28	4,3774	19,4298	43,18	45 MANT, Patrick
32	45	11,90	3,7815	16,7848	37,30	74 BONINI, Maurizio
33	44	12,11	3,6334	16,1272	35,84	177 FILLATRE, David
34	45	12,45	3,6145	16,0433	35,65	110 CABRERIZO, Alain
35	43	12,32	3,4903	15,4920	34,43	137 LAPP, Pascal
36	45	13,44	3,3482	14,8615	33,03	161 PERROT, Laurent
37	41	14,76	2,7778	12,3295	27,40	193 LACOUR, Christophe
38	45	17,28	2,6042	11,5589	25,69	182 DUTOUR, Maurice
39	45	22,68	1,9841	8,8068	19,57	178 PEGEOT, Rene
40	44	29,14	1,5100	6,7021	14,89	56 PHILIPPE, Fabrice
41	45	31,86	1,4124	6,2693	13,93	44 HAUBOURDIN, Jean-Claude

PRODUCTION -- Overall Stage Results

Master's Tir Club France

Printed mai 31, 2011 at 9:51



Stage 4 --

	PTS	TIME	HIT FACTOR	STAGE POINTS	STAGE PERCENT	COMPETITOR # Name
1	45	5,06	8,8933	45,0000	100,00	76 DONOT, Marc
2	43	4,87	8,8296	44,6776	99,28	166 CARDOT, Thierry
3	45	5,17	8,7041	44,0425	97,87	7 LAVERGNE, Mathieu
4	41	4,87	8,4189	42,5996	94,67	3 DAGUENEL, Laëtitia
5	43	5,26	8,1749	41,3650	91,92	91 POLF, Romain
6	45	5,68	7,9225	40,0880	89,08	68 BINDER, Thomas
7	43	5,58	7,7061	38,9928	86,65	125 BURGADA, Laurent
8	45	6,00	7,5000	37,9500	84,33	180 MELEY, Philippe
9	41	5,55	7,3874	37,3802	83,07	21 GASSAMA, Gabriel
10	45	6,15	7,3171	37,0244	82,28	130 CLIN, Robert
11	45	6,17	7,2934	36,9044	82,01	14 MERCHICA, Philippe
12	43	6,49	6,6256	33,5254	74,50	95 SAUTEL, Philip
13	45	6,83	6,5886	33,3382	74,08	97 LEFEBVRE, Lionel
14	45	6,85	6,5693	33,2409	73,87	194 GOUGIS, Rémi
15	45	6,92	6,5029	32,9046	73,12	31 GAL, Didier
16	43	6,63	6,4857	32,8175	72,93	13 VIAUD, Jean-Michel
17	45	7,02	6,4103	32,4359	72,08	114 DEBELLE, Thomas
18	43	6,89	6,2409	31,5791	70,18	105 DUJARDIN, Yves
19	43	6,91	6,2229	31,4877	69,97	192 DELOBRE, Frédéric
20	45	7,33	6,1392	31,0641	69,03	61 HILBIG, Karl-Heinz
21	43	7,11	6,0478	30,6020	68,00	84 COURAULT, Pascal
22	45	7,47	6,0241	30,4819	67,74	163 DAGUENEL, Didier
23	45	7,48	6,0160	30,4412	67,65	145 TROUMP, Bérengère
24	45	7,50	6,0000	30,3600	67,47	77 LAMBRECHTS, Alain
25	45	7,58	5,9367	30,0396	66,75	196 BRUTTO, Fabrice
26	45	7,68	5,8594	29,6484	65,89	124 BERNE, Yannick
27	41	7,05	5,8156	29,4270	65,39	24 BACULARD, Patrick
28	41	7,15	5,7343	29,0154	64,48	25 VEZIAT, Pierre
29	45	7,91	5,6890	28,7863	63,97	99 VULEVIC, Nenad
30	41	7,38	5,5556	28,1111	62,47	8 GUICHARD, Louis
31	41	7,54	5,4377	27,5146	61,14	197 RANGOLE, Hervé
32	45	8,28	5,4348	27,5000	61,11	140 WOHNER, Jean-Philippe
33	45	8,46	5,3191	26,9149	59,81	187 MAILLOT, Julien
34	41	8,02	5,1122	25,8678	57,48	98 TRANCA, Germano
35	43	8,47	5,0767	25,6883	57,09	172 GIACOMETTI, Christian
36	45	8,94	5,0336	25,4698	56,60	179 MAION, Jacques
37	45	9,01	4,9945	25,2719	56,16	101 HUMILIER, Nicolas
38	45	9,03	4,9834	25,2159	56,04	123 NEVEU, Gaylord
39	45	9,04	4,9779	25,1881	55,97	75 GRANDE, Freddy
40	41	8,26	4,9637	25,1162	55,81	80 DARTOIS, Jean
41	45	9,12	4,9342	24,9671	55,48	198 HAGE, Bruno
42	45	9,19	4,8966	24,7769	55,06	195 GOUGIS, Christophe
43	43	8,85	4,8588	24,5853	54,63	146 VACCHINO, Nicolas
44	45	9,54	4,7170	23,8679	53,04	103 BOUTIN, Hervé
45	45	9,59	4,6924	23,7435	52,76	135 SIMSON, James
46	45	9,87	4,5593	23,0699	51,27	186 NYCZ, Margaux

PRODUCTION -- Overall Stage Results

Master's Tir Club France

Printed mai 31, 2011 at 9:51



Stage 4 --

	PTS	TIME	HIT FACTOR	STAGE POINTS	STAGE PERCENT	COMPETITOR # Name
47	45	9,95	4,5226	22,8844	50,85	139 WELTER, Tony
48	43	9,61	4,4745	22,6410	50,31	73 CROUZET, Stephane
49	45	10,48	4,2939	21,7271	48,28	133 GUILLOT, Patrick
50	43	10,03	4,2871	21,6929	48,21	52 BOURSAULT, François
51	45	10,56	4,2614	21,5625	47,92	126 HUGUET, Laurent
52	45	10,66	4,2214	21,3602	47,47	87 BRUSON, Laurent
53	45	10,73	4,1938	21,2209	47,16	122 MORIN, Patrick
54	45	11,42	3,9405	19,9387	44,31	104 BUFFIN, Dominique
55	43	11,24	3,8256	19,3577	43,02	116 JONDREVILLE, Dominique
56	45	12,12	3,7129	18,7871	41,75	102 TOURNIER, Francois-Marie
57	28	7,64	3,6649	18,5445	41,21	81 PLATEUS, Raymond
58	30	8,27	3,6276	18,3555	40,79	164 FARKAS, Jean
59	45	12,50	3,6000	18,2160	40,48	78 CAUDERLIER, Christian
60	43	11,97	3,5923	18,1771	40,39	148 FREDEZ, Jean-Maurice
61	41	12,30	3,3333	16,8667	37,48	183 DOS-SANTOS, Carlo
62	43	13,61	3,1594	15,9868	35,53	58 BIZET, Mathias
63	45	14,49	3,1056	15,7143	34,92	165 UJEVIC, Christophe
64	45	15,03	2,9940	15,1497	33,67	128 SAGON, Aurelien
65	43	15,83	2,7164	13,7448	30,54	170 DEMARCY, Denis
66	45	20,72	2,1718	10,9894	24,42	55 LARIBE, Christophe
67	45	22,85	1,9694	9,9650	22,14	176 FAVIER, Noel
68	45	28,77	1,5641	7,9145	17,59	46 MANT, Alexandra
69	45	31,37	1,4345	7,2585	16,13	175 COSTANTINI, Jean-Jacques
70	0	0,00	0,0000	0,0000	0,00	57 VENTRIN, Guy

REVOLVER (STANDARD) -- Overall Stage Results

Master's Tir Club France

Printed mai 31, 2011 at 9:51



Stage 4 --

	PTS	TIME	HIT FACTOR	STAGE POINTS	STAGE PERCENT	COMPETITOR # Name
1	44	8,21	5,3593	45,0000	100,00	90 DECARPIGNIES, Pascal
2	45	9,54	4,7170	39,6066	88,01	86 BAILLET, Jean-Francois
3	45	13,03	3,4536	28,9982	64,44	85 JOBARD, Philippe
4	45	16,67	2,6995	22,6663	50,37	89 WOLAN, Joseph
5	45	19,89	2,2624	18,9968	42,22	59 BIZET, Sandrine

OPEN -- Overall Stage Results

Master's Tir Club France

Printed mai 31, 2011 at 9:51



Stage 5 --

	PTS	TIME	HIT FACTOR	STAGE POINTS	STAGE PERCENT	COMPETITOR # Name
1	45	4,33	10,3926	45,0000	100,00	1 GRAUFFEL, Eric
2	44	4,47	9,8434	42,6219	94,72	2 OBRIOT, Emile
3	44	4,72	9,3220	40,3644	89,70	62 SCHNEIDER, Patrik
4	42	4,54	9,2511	40,0573	89,02	134 PITOTAIMARETTI, Christophe
5	45	4,94	9,1093	39,4433	87,65	47 DA-COSTA, Patrice
6	44	4,93	8,9249	38,6450	85,88	141 CZYKAJLO, Jerome
7	44	4,96	8,8710	38,4113	85,36	117 MONTARGOT, Renaud
8	42	4,76	8,8235	38,2059	84,90	20 BALESII, Daniel
9	41	4,68	8,7607	37,9338	84,30	4 DECHESSE, Laurent
10	44	5,09	8,6444	37,4303	83,18	5 QUERTINIER, Stéphane
11	42	4,94	8,5020	36,8138	81,81	64 KEANEY, Paul
12	45	5,31	8,4746	36,6949	81,54	18 GIBERT, Philippe
13	42	5,06	8,3004	35,9407	79,87	82 DEFGNEE, Alphonse
14	42	5,09	8,2515	35,7289	79,40	109 PICARD, Nicolas
15	45	5,47	8,2267	35,6216	79,16	181 WINKLER, Oliver
16	42	5,34	7,8652	34,0562	75,68	142 LELEU, Christian
17	43	5,62	7,6512	33,1299	73,62	171 ESCHENBRENNER, Pascal
18	42	5,49	7,6503	33,1257	73,61	188 LOPEZ, Christophe
19	44	5,83	7,5472	32,6792	72,62	119 VILLET, Bruno
20	45	5,98	7,5251	32,5836	72,41	162 DESAUGERE, Jean-François
21	40	5,37	7,4488	32,2533	71,67	147 VERDON, James
22	39	5,32	7,3308	31,7425	70,54	158 HUET, Michel
23	42	5,74	7,3171	31,6829	70,41	36 ASTORG, Gérard
24	45	6,16	7,3052	31,6315	70,29	66 HAAS, Peter
25	39	5,44	7,1691	31,0423	68,98	37 CORNUT, Pierre
26	45	6,31	7,1315	30,8796	68,62	33 DESAGNEAUX, Jean-Luc
27	42	5,98	7,0234	30,4114	67,58	32 DAZZI, Georges
28	45	6,49	6,9337	30,0231	66,72	19 TARRADE, Alain
29	41	5,98	6,8562	29,6873	65,97	6 ALTUNA, Denis
30	42	6,29	6,6773	28,9126	64,25	30 OGANESIAN, Sargis
31	40	6,18	6,4725	28,0259	62,28	154 PITOTAIMARETTI, Robert
32	45	7,03	6,4011	27,7169	61,59	113 BEAUVILLIERS, Anne
33	44	6,90	6,3768	27,6116	61,36	173 MELINE, Damien
34	44	6,90	6,3768	27,6116	61,36	65 RIEDI, Serenella
35	44	7,07	6,2235	26,9477	59,88	138 NOEL, Francis
36	31	5,14	6,0311	26,1148	58,03	17 OBRIOT, Thierry
37	43	7,14	6,0224	26,0770	57,95	38 LAUREMBOURLE, Jacques
38	44	7,55	5,8278	25,2344	56,08	152 MEUNIER, Gerard
39	44	7,72	5,6995	24,6788	54,84	88 NOWAK, Hubert
40	41	7,37	5,5631	24,0882	53,53	106 SALOMON, Jean-François
41	43	7,87	5,4638	23,6582	52,57	155 FROMAJOT, Philippe
42	45	8,35	5,3892	23,3353	51,86	149 FLEURY, Lionel
43	42	8,21	5,1157	22,1510	49,22	136 DEITSCH, Olivier
44	43	8,98	4,7884	20,7339	46,08	69 ZANARDI, Annamaria
45	43	10,41	4,1306	17,8857	39,75	60 SCHIER, Hanno
46	44	13,25	3,3208	14,3789	31,95	53 BRUNET, Gérard

OPEN -- Overall Stage Results

Master's Tir Club France

Printed mai 31, 2011 at 9:51



Stage 5 --

	PTS	TIME	HIT FACTOR	STAGE POINTS	STAGE PERCENT	COMPETITOR # Name
47	18	5,45	3,3028	14,3009	31,78	189 RENOUX, Gilles
48	19	6,14	3,0945	13,3990	29,78	107 PHONG, Roger
49	15	6,30	2,3810	10,3095	22,91	121 PENALVAPASQUET, Pierre-Jean
50	45	25,19	1,7864	7,7352	17,19	54 HUGUENIN, Sylvie
51	0	7,84	0,0000	0,0000	0,00	72 ANGLADE, Jean-Paul

STANDARD -- Overall Stage Results

Master's Tir Club France

Printed mai 31, 2011 at 9:51



Stage 5 --

	PTS	TIME	HIT FACTOR	STAGE POINTS	STAGE PERCENT	COMPETITOR # Name
1	39	4,32	9,0278	45,0000	100,00	9 BOIT, Julien
2	42	4,98	8,4337	42,0389	93,42	48 HOUPERT, Emmanuel
3	41	5,00	8,2000	40,8738	90,83	23 POIRET, Jerome
4	43	5,38	7,9926	39,8399	88,53	22 LACROIX, Christian
5	44	5,83	7,5472	37,6197	83,60	151 RACLOT, Gérard
6	43	5,77	7,4523	37,1470	82,55	131 CUTAYA, Christian
7	45	6,10	7,3770	36,7718	81,72	83 COKAIKO, Michel
8	39	5,38	7,2491	36,1338	80,30	29 PRIEUR, Gregory
9	41	5,68	7,2183	35,9805	79,96	16 GERARD, Joel
10	44	6,38	6,8966	34,3767	76,39	143 CARTOUX, David
11	43	6,48	6,6358	33,0769	73,50	28 CARRIER, Philippe
12	43	6,58	6,5350	32,5742	72,39	34 EVESQUE, Michel
13	44	6,87	6,4047	31,9248	70,94	35 WEBER, Didier
14	42	6,71	6,2593	31,2003	69,33	63 BROSCHE, Hampi
15	44	7,12	6,1798	30,8038	68,45	71 FELT, Olivier
16	39	6,41	6,0842	30,3276	67,39	111 SEIGNEUR, Daniel
17	45	7,41	6,0729	30,2709	67,27	174 STECKLER, Philippe
18	42	7,05	5,9574	29,6956	65,99	160 GOY, Philippe
19	43	7,23	5,9474	29,6457	65,88	26 BEAUNIER, François
20	39	6,64	5,8735	29,2771	65,06	93 GOIBEAULT, Pascal
21	40	6,91	5,7887	28,8545	64,12	27 COLOMBINI, Jean-Pierre
22	41	7,21	5,6865	28,3452	62,99	120 VANDAL, Olivier
23	33	6,17	5,3485	26,6600	59,24	45 MANT, Patrick
24	26	5,02	5,1793	25,8167	57,37	67 KÜNZLER, Oliver
25	43	8,72	4,9312	24,5801	54,62	110 CABRERIZO, Alain
26	43	8,88	4,8423	24,1372	53,64	184 MANSCHING, Michel
27	44	9,21	4,7774	23,8136	52,92	159 CARTIER, Serge
28	40	8,94	4,4743	22,3025	49,56	49 MARTINPRIVAT, Pierre
29	43	9,88	4,3522	21,6942	48,21	177 FILLATRE, David
30	43	9,91	4,3391	21,6285	48,06	44 HAUBOURDIN, Jean-Claude
31	43	10,92	3,9377	19,6281	43,62	74 BONINI, Maurizio
32	30	8,48	3,5377	17,6343	39,19	193 LACOUR, Christophe
33	33	9,57	3,4483	17,1883	38,20	137 LAPP, Pascal
34	42	16,70	2,5150	12,5362	27,86	161 PERROT, Laurent
35	33	14,11	2,3388	11,6579	25,91	185 TREUSSARD, Francois
36	18	8,90	2,0225	10,0812	22,40	150 RUFFIOT, Christian
37	41	21,44	1,9123	9,5321	21,18	56 PHILIPPE, Fabrice
38	44	37,07	1,1869	5,9165	13,15	178 PEGEOT, Rene
39	7	6,98	1,0029	4,9989	11,11	11 GUILLAUME, Bertrand
40	5	11,33	0,4413	2,1997	4,89	182 DUTOUR, Maurice
41	0	6,44	0,0000	0,0000	0,00	41 GOUTTEBESSIS, Francis

PRODUCTION -- Overall Stage Results

Master's Tir Club France

Printed mai 31, 2011 at 9:51



Stage 5 --

	PTS	TIME	HIT FACTOR	STAGE POINTS	STAGE PERCENT	COMPETITOR # Name
1	45	4,47	10,0671	45,0000	100,00	25 VEZIAT, Pierre
2	43	4,67	9,2077	41,1585	91,46	76 DONOT, Marc
3	45	5,06	8,8933	39,7530	88,34	8 GUICHARD, Louis
4	43	4,89	8,7935	39,3067	87,35	7 LAVERGNE, Mathieu
5	45	5,30	8,4906	37,9528	84,34	68 BINDER, Thomas
6	41	4,90	8,3673	37,4020	83,12	21 GASSAMA, Gabriel
7	41	4,97	8,2495	36,8753	81,95	91 POLF, Romain
8	43	5,28	8,1439	36,4034	80,90	166 CARDOT, Thierry
9	43	5,38	7,9926	35,7268	79,39	125 BURGADA, Laurent
10	41	5,66	7,2438	32,3799	71,96	24 BACULARD, Patrick
11	43	5,98	7,1906	32,1421	71,43	196 BRUTTO, Fabrice
12	43	6,00	7,1667	32,0350	71,19	164 FARKAS, Jean
13	45	6,36	7,0755	31,6274	70,28	122 MORIN, Patrick
14	39	5,56	7,0144	31,3543	69,68	99 VULEVIC, Nenad
15	45	6,43	6,9984	31,2830	69,52	197 RANGOLE, Hervé
16	43	6,25	6,8800	30,7536	68,34	130 CLIN, Robert
17	37	5,41	6,8392	30,5712	67,94	3 DAGUENEL, Laëtitia
18	43	6,30	6,8254	30,5095	67,80	61 HILBIG, Karl-Heinz
19	41	6,15	6,6667	29,8000	66,22	194 GOUGIS, Rémi
20	45	6,84	6,5789	29,4079	65,35	180 MELEY, Philippe
21	43	6,55	6,5649	29,3450	65,21	31 GAL, Didier
22	43	6,56	6,5549	29,3003	65,11	145 TROUMP, Bérengère
23	43	6,68	6,4371	28,7740	63,94	123 NEVEU, Gaylord
24	39	6,11	6,3830	28,5319	63,40	98 TRANCA, Germano
25	43	6,74	6,3798	28,5178	63,37	135 SIMSON, James
26	43	6,79	6,3328	28,3078	62,91	165 UJEVIC, Christophe
27	45	7,18	6,2674	28,0153	62,26	133 GUILLOT, Patrick
28	37	5,99	6,1770	27,6110	61,36	163 DAGUENEL, Didier
29	43	6,97	6,1693	27,5768	61,28	14 MERCHICA, Philippe
30	43	7,05	6,0993	27,2638	60,59	187 MAILLOT, Julien
31	43	7,09	6,0649	27,1100	60,24	81 PLATEUS, Raymond
32	45	7,52	5,9840	26,7487	59,44	13 VIAUD, Jean-Michel
33	43	7,30	5,8904	26,3301	58,51	78 CAUDERLIER, Christian
34	43	7,41	5,8030	25,9393	57,64	116 JONDREVILLE, Dominique
35	45	7,95	5,6604	25,3019	56,23	103 BOUTIN, Hervé
36	41	7,41	5,5331	24,7328	54,96	195 GOUGIS, Christophe
37	43	7,78	5,5270	24,7057	54,90	80 DARTOIS, Jean
38	45	8,24	5,4612	24,4114	54,25	124 BERNE, Yannick
39	41	7,92	5,1768	23,1402	51,42	148 FREDEZ, Jean-Maurice
40	41	7,94	5,1637	23,0819	51,29	84 COURAULT, Pascal
41	31	6,04	5,1325	22,9421	50,98	114 DEBELLE, Thomas
42	41	8,01	5,1186	22,8801	50,84	105 DUJARDIN, Yves
43	45	8,85	5,0847	22,7288	50,51	198 HAGE, Bruno
44	45	8,89	5,0619	22,6265	50,28	101 HUMILIER, Nicolas
45	45	9,07	4,9614	22,1775	49,28	146 VACCHINO, Nicolas
46	41	8,27	4,9577	22,1608	49,25	77 LAMBRECHTS, Alain

PRODUCTION -- Overall Stage Results

Master's Tir Club France

Printed mai 31, 2011 at 9:51



Stage 5 --

	PTS	TIME	HIT FACTOR	STAGE POINTS	STAGE PERCENT	COMPETITOR # Name
47	39	7,89	4,9430	22,0951	49,10	128 SAGON, Aurelien
48	41	8,33	4,9220	22,0012	48,89	172 GIACOMETTI, Christian
49	39	7,95	4,9057	21,9283	48,73	73 CROUZET, Stephane
50	41	8,53	4,8066	21,4853	47,75	139 WELTER, Tony
51	45	9,42	4,7771	21,3535	47,45	140 WOHNER, Jean-Philippe
52	39	8,20	4,7561	21,2598	47,24	186 NYCZ, Margaux
53	39	8,22	4,7445	21,2080	47,13	95 SAUTEL, Philip
54	43	9,25	4,6486	20,7795	46,18	55 LARIBE, Christophe
55	37	8,49	4,3581	19,4806	43,29	179 MAION, Jacques
56	33	7,59	4,3478	19,4348	43,19	87 BRUSON, Laurent
57	41	9,83	4,1709	18,6439	41,43	192 DELOBRE, Frédéric
58	43	10,66	4,0338	18,0310	40,07	75 GRANDE, Freddy
59	43	10,66	4,0338	18,0310	40,07	102 TOURNIER, Francois-Marie
60	45	11,31	3,9788	17,7851	39,52	126 HUGUET, Laurent
61	37	9,38	3,9446	17,6322	39,18	52 BOURSAULT, François
62	37	10,21	3,6239	16,1988	36,00	58 BIZET, Mathias
63	33	9,82	3,3605	15,0214	33,38	104 BUFFIN, Dominique
64	39	12,07	3,2312	14,4432	32,10	46 MANT, Alexandra
65	43	17,78	2,4184	10,8105	24,02	176 FAVIER, Noel
66	43	20,36	2,1120	9,4406	20,98	183 DOS-SANTOS, Carlo
67	35	17,75	1,9718	8,8141	19,59	175 COSTANTINI, Jean-Jacques
68	29	18,31	1,5838	7,0797	15,73	170 DEMARCY, Denis
69	10	10,16	0,9843	4,3996	9,78	97 LEFEBVRE, Lionel
70	0	0,00	0,0000	0,0000	0,00	57 VENTRIN, Guy

REVOLVER (STANDARD) -- Overall Stage Results

Master's Tir Club France

Printed mai 31, 2011 at 9:51



Stage 5 --

	PTS	TIME	HIT FACTOR	STAGE POINTS	STAGE PERCENT	COMPETITOR # Name
1	44	9,74	4,5175	45,0000	100,00	90 DECARPIGNIES, Pascal
2	44	9,75	4,5128	44,9538	99,90	86 BAILLET, Jean-Francois
3	43	13,83	3,1092	30,9717	68,83	89 WOLAN, Joseph
4	39	16,99	2,2955	22,8660	50,81	85 JOBARD, Philippe
5	44	20,10	2,1891	21,8060	48,46	59 BIZET, Sandrine

OPEN -- Overall Stage Results

Master's Tir Club France

Printed mai 31, 2011 at 9:51



Stage 6 --

	PTS	TIME	HIT FACTOR	STAGE POINTS	STAGE PERCENT	COMPETITOR # Name
1	76	8,87	8,5682	80,0000	100,00	1 GRAUFFEL, Eric
2	73	9,28	7,8664	73,4471	91,81	2 OBRIOT, Emile
3	78	10,12	7,7075	71,9638	89,95	117 MONTARGOT, Renaud
4	74	9,83	7,5280	70,2875	87,86	5 QUERTINIER, Stéphane
5	75	10,11	7,4184	69,2644	86,58	62 SCHNEIDER, Patrik
6	79	11,25	7,0222	65,5654	81,96	181 WINKLER, Oliver
7	73	10,89	6,7034	62,5886	78,24	17 OBRIOT, Thierry
8	74	11,28	6,5603	61,2523	76,57	4 DECHESSE, Laurent
9	74	11,32	6,5371	61,0359	76,29	33 DESAGNEAUX, Jean-Luc
10	75	11,56	6,4879	60,5764	75,72	82 DEFGNEE, Alphonse
11	72	11,44	6,2937	58,7633	73,45	158 HUET, Michel
12	70	11,32	6,1837	57,7367	72,17	32 DAZZI, Georges
13	73	11,92	6,1242	57,1803	71,48	19 TARRADE, Alain
14	61	10,11	6,0336	56,3350	70,42	134 PITOTAIMARETTI, Christophe
15	70	11,63	6,0189	56,1977	70,25	6 ALTUNA, Denis
16	75	12,52	5,9904	55,9316	69,91	47 DA-COSTA, Patrice
17	70	11,79	5,9372	55,4350	69,29	119 VILLET, Bruno
18	78	13,42	5,8122	54,2678	67,83	189 RENOUX, Gilles
19	72	12,64	5,6962	53,1845	66,48	141 CZYKAJLO, Jerome
20	75	13,52	5,5473	51,7946	64,74	121 PENALVAPASQUET, Pierre-Jean
21	74	13,50	5,4815	51,1797	63,97	188 LOPEZ, Christophe
22	74	13,73	5,3897	50,3224	62,90	18 GIBERT, Philippe
23	56	10,84	5,1661	48,2346	60,29	20 BALESI, Daniel
24	72	14,36	5,0139	46,8142	58,52	64 KEANEY, Paul
25	73	14,70	4,9660	46,3666	57,96	66 HAAS, Peter
26	77	15,92	4,8367	45,1593	56,45	152 MEUNIER, Gerard
27	76	16,23	4,6827	43,7215	54,65	30 OGANESIAN, Sargis
28	78	16,67	4,6791	43,6877	54,61	65 RIEDI, Serenella
29	78	16,91	4,6127	43,0676	53,83	138 NOEL, Francis
30	72	15,65	4,6006	42,9554	53,69	171 ESCHENBRENNER, Pascal
31	56	12,28	4,5603	42,5784	53,22	37 CORNUT, Pierre
32	76	17,12	4,4393	41,4486	51,81	154 PITOTAIMARETTI, Robert
33	71	16,15	4,3963	41,0474	51,31	149 FLEURY, Lionel
34	76	17,46	4,3528	40,6415	50,80	155 FROMAJOT, Philippe
35	74	17,04	4,3427	40,5473	50,68	113 BEAUVILLIERS, Anne
36	58	13,47	4,3059	40,2032	50,25	147 VERDON, James
37	77	19,24	4,0021	37,3668	46,71	162 DESAUGERE, Jean-François
38	77	19,35	3,9793	37,1544	46,44	36 ASTORG, Gérard
39	76	20,49	3,7091	34,6315	43,29	88 NOWAK, Hubert
40	73	19,96	3,6573	34,1478	42,68	38 LAUREMBOURLE, Jacques
41	79	21,94	3,6007	33,6194	42,02	106 SALOMON, Jean-François
42	57	16,85	3,3828	31,5846	39,48	69 ZANARDI, Annamaria
43	44	13,07	3,3665	31,4324	39,29	109 PICARD, Nicolas
44	75	23,23	3,2286	30,1448	37,68	107 PHONG, Roger
45	74	26,06	2,8396	26,5129	33,14	173 MELINE, Damien
46	41	18,01	2,2765	21,2554	26,57	142 LELEU, Christian

OPEN -- Overall Stage Results

Master's Tir Club France

Printed mai 31, 2011 at 9:51



Stage 6 --

	PTS	TIME	HIT FACTOR	STAGE POINTS	STAGE PERCENT	COMPETITOR # Name
47	77	38,18	2,0168	18,8302	23,54	53 BRUNET, Gérard
48	72	39,00	1,8462	17,2372	21,55	136 DEITSCH, Olivier
49	30	24,29	1,2351	11,5317	14,41	60 SCHIER, Hanno
50	27	22,08	1,2228	11,4173	14,27	72 ANGLADE, Jean-Paul
51	57	74,01	0,7702	7,1909	8,99	54 HUGUENIN, Sylvie

STANDARD -- Overall Stage Results

Master's Tir Club France

Printed mai 31, 2011 at 9:51



Stage 6 --

	PTS	TIME	HIT FACTOR	STAGE POINTS	STAGE PERCENT	COMPETITOR # Name
1	72	12,88	5,5901	80,0000	100,00	63 BROSCH, Hampi
2	76	13,92	5,4598	78,1354	97,67	28 CARRIER, Philippe
3	77	14,18	5,4302	77,7120	97,14	26 BEAUNIER, François
4	78	14,39	5,4204	77,5724	96,97	83 COKAIKO, Michel
5	71	13,18	5,3870	77,0932	96,37	23 POIRET, Jerome
6	63	11,87	5,3075	75,9562	94,95	11 GUILLAUME, Bertrand
7	67	12,64	5,3006	75,8579	94,82	22 LACROIX, Christian
8	73	14,24	5,1264	73,3645	91,71	143 CARTOUX, David
9	74	14,49	5,1070	73,0864	91,36	16 GERARD, Joel
10	70	13,95	5,0179	71,8120	89,77	29 PRIEUR, Gregory
11	73	15,21	4,7995	68,6858	85,86	44 HAUBOURDIN, Jean-Claude
12	77	16,19	4,7560	68,0640	85,08	120 VANDAL, Olivier
13	71	15,04	4,7207	67,5591	84,45	45 MANT, Patrick
14	76	16,27	4,6712	66,8497	83,56	151 RACLOT, Gérard
15	73	15,63	4,6705	66,8401	83,55	49 MARTINPRIVAT, Pierre
16	72	16,77	4,2934	61,4431	76,80	27 COLOMBINI, Jean-Pierre
17	76	17,97	4,2293	60,5256	75,66	160 GOY, Philippe
18	76	18,19	4,1781	59,7935	74,74	185 TREUSSARD, Francois
19	60	14,46	4,1494	59,3822	74,23	131 CUTAYA, Christian
20	47	11,44	4,1084	58,7957	73,49	9 BOIT, Julien
21	79	19,41	4,0701	58,2472	72,81	184 MANSCHING, Michel
22	67	16,69	4,0144	57,4502	71,81	159 CARTIER, Serge
23	71	17,93	3,9598	56,6698	70,84	111 SEIGNEUR, Daniel
24	43	11,42	3,7653	53,8860	67,36	67 KÜNZLER, Oliver
25	66	18,16	3,6344	52,0117	65,01	34 EVESQUE, Michel
26	65	17,99	3,6131	51,7077	64,63	48 HOUPERT, Emmanuel
27	62	17,74	3,4949	50,0163	62,52	93 GOIBEAULT, Pascal
28	58	16,95	3,4218	48,9702	61,21	41 GOUTTEBESSIS, Francis
29	72	22,29	3,2301	46,2270	57,78	161 PERROT, Laurent
30	77	24,22	3,1792	45,4977	56,87	177 FILLATRE, David
31	74	23,46	3,1543	45,1416	56,43	174 STECKLER, Philippe
32	58	18,40	3,1522	45,1111	56,39	35 WEBER, Didier
33	73	23,36	3,1250	44,7222	55,90	56 PHILIPPE, Fabrice
34	70	22,93	3,0528	43,6885	54,61	74 BONINI, Maurizio
35	68	23,21	2,9298	41,9283	52,41	193 LACOUR, Christophe
36	64	25,91	2,4701	35,3497	44,19	150 RUFFIOT, Christian
37	76	31,27	2,4304	34,7824	43,48	182 DUTOUR, Maurice
38	55	28,16	1,9531	27,9514	34,94	110 CABRERIZO, Alain
39	32	18,23	1,7553	25,1210	31,40	71 FELT, Olivier
40	74	44,24	1,6727	23,9381	29,92	178 PEGEOT, Rene
41	36	30,41	1,1838	16,9418	21,18	137 LAPP, Pascal

PRODUCTION -- Overall Stage Results

Master's Tir Club France

Printed mai 31, 2011 at 9:51



Stage 6 --

	PTS	TIME	HIT FACTOR	STAGE POINTS	STAGE PERCENT	COMPETITOR # Name
1	74	12,19	6,0705	80,0000	100,00	8 GUICHARD, Louis
2	74	13,10	5,6489	74,4427	93,05	76 DONOT, Marc
3	70	12,51	5,5955	73,7399	92,17	25 VEZIAT, Pierre
4	68	12,51	5,4357	71,6331	89,54	7 LAVERGNE, Mathieu
5	74	14,43	5,1282	67,5814	84,48	24 BACULARD, Patrick
6	78	15,32	5,0914	67,0962	83,87	81 PLATEUS, Raymond
7	64	13,05	4,9042	64,6296	80,79	3 DAGUENEL, Laëtitia
8	78	16,36	4,7677	62,8309	78,54	124 BERNE, Yannick
9	64	13,61	4,7024	61,9703	77,46	31 GAL, Didier
10	68	14,78	4,6008	60,6312	75,79	114 DEBELLE, Thomas
11	74	16,37	4,5205	59,5724	74,47	14 MERCHICA, Philippe
12	68	15,17	4,4825	59,0725	73,84	13 VIAUD, Jean-Michel
13	70	15,80	4,4304	58,3852	72,98	125 BURGADA, Laurent
14	62	14,63	4,2379	55,8482	69,81	166 CARDOT, Thierry
15	59	14,06	4,1963	55,3004	69,13	68 BINDER, Thomas
16	70	16,69	4,1941	55,2718	69,09	196 BRUTTO, Fabrice
17	72	17,30	4,1618	54,8464	68,56	164 FARKAS, Jean
18	74	17,90	4,1341	54,4804	68,10	179 MAION, Jacques
19	76	18,69	4,0663	53,5878	66,98	95 SAUTEL, Philip
20	74	18,85	3,9257	51,7347	64,67	99 VULEVIC, Nenad
21	74	18,97	3,9009	51,4075	64,26	194 GOUGIS, Rémi
22	64	16,64	3,8462	50,6861	63,36	128 SAGON, Aurelien
23	57	14,95	3,8127	50,2453	62,81	21 GASSAMA, Gabriel
24	76	19,99	3,8019	50,1029	62,63	84 COURAULT, Pascal
25	72	19,13	3,7637	49,5998	62,00	80 DARTOIS, Jean
26	46	12,74	3,6107	47,5828	59,48	180 MELEY, Philippe
27	72	19,96	3,6072	47,5372	59,42	91 POLF, Romain
28	66	18,30	3,6066	47,5286	59,41	197 RANGOLE, Hervé
29	62	17,32	3,5797	47,1743	58,97	145 TROUMP, Bérengère
30	70	19,71	3,5515	46,8030	58,50	140 WOHNER, Jean-Philippe
31	57	16,07	3,5470	46,7435	58,43	146 VACCHINO, Nicolas
32	72	20,62	3,4918	46,0157	57,52	73 CROUZET, Stephane
33	70	20,21	3,4636	45,6451	57,06	187 MAILLOT, Julien
34	66	19,12	3,4519	45,4902	56,86	98 TRANCA, Germano
35	59	17,28	3,4144	44,9956	56,24	133 GUILLOT, Patrick
36	72	21,69	3,3195	43,7457	54,68	116 JONDREVILLE, Dominique
37	76	23,17	3,2801	43,2264	54,03	186 NYCZ, Margaux
38	66	20,50	3,2195	42,4279	53,03	198 HAGE, Bruno
39	72	22,52	3,1972	42,1334	52,67	75 GRANDE, Freddy
40	68	21,41	3,1761	41,8557	52,32	77 LAMBRECHTS, Alain
41	72	23,18	3,1061	40,9337	51,17	148 FREDEZ, Jean-Maurice
42	76	24,72	3,0744	40,5160	50,65	97 LEFEBVRE, Lionel
43	72	23,54	3,0586	40,3077	50,38	183 DOS-SANTOS, Carlo
44	70	23,08	3,0329	39,9691	49,96	135 SIMSON, James
45	68	23,22	2,9285	38,5930	48,24	104 BUFFIN, Dominique
46	61	21,17	2,8814	37,9727	47,47	165 UJEVIC, Christophe

PRODUCTION -- Overall Stage Results

Master's Tir Club France

Printed mai 31, 2011 at 9:51



Stage 6 --

	PTS	TIME	HIT FACTOR	STAGE POINTS	STAGE PERCENT	COMPETITOR # Name
47	66	24,01	2,7489	36,2254	45,28	87 BRUSON, Laurent
48	51	18,73	2,7229	35,8835	44,85	195 GOUGIS, Christophe
49	78	28,87	2,7018	35,6049	44,51	103 BOUTIN, Hervé
50	47	17,55	2,6781	35,2925	44,12	122 MORIN, Patrick
51	72	27,58	2,6106	34,4033	43,00	192 DELOBRE, Frédéric
52	70	27,16	2,5773	33,9649	42,46	139 WELTER, Tony
53	44	17,20	2,5581	33,7121	42,14	163 DAGUENEL, Didier
54	52	20,36	2,5540	33,6579	42,07	123 NEVEU, Gaylord
55	59	23,48	2,5128	33,1143	41,39	172 GIACOMETTI, Christian
56	60	24,27	2,4722	32,5794	40,72	126 HUGUET, Laurent
57	61	24,94	2,4459	32,2326	40,29	61 HILBIG, Karl-Heinz
58	74	31,02	2,3856	31,4378	39,30	78 CAUDERLIER, Christian
59	68	29,73	2,2873	30,1423	37,68	55 LARIBE, Christophe
60	66	29,19	2,2610	29,7970	37,25	175 COSTANTINI, Jean-Jacques
61	64	28,59	2,2385	29,5004	36,88	102 TOURNIER, Francois-Marie
62	60	28,33	2,1179	27,9104	34,89	46 MANT, Alexandra
63	64	30,89	2,0719	27,3039	34,13	170 DEMARCY, Denis
64	47	23,38	2,0103	26,4920	33,12	101 HUMILIER, Nicolas
65	32	19,06	1,6789	22,1253	27,66	105 DUJARDIN, Yves
66	23	13,89	1,6559	21,8216	27,28	130 CLIN, Robert
67	61	41,67	1,4639	19,2916	24,11	176 FAVIER, Noel
68	53	37,23	1,4236	18,7605	23,45	58 BIZET, Mathias
69	30	22,25	1,3483	17,7686	22,21	52 BOURSAULT, François
70	0	0,00	0,0000	0,0000	0,00	57 VENTRIN, Guy

REVOLVER (STANDARD) -- Overall Stage Results

Master's Tir Club France

Printed mai 31, 2011 at 9:51



Stage 6 --

	PTS	TIME	HIT FACTOR	STAGE POINTS	STAGE PERCENT	COMPETITOR # Name
1	77	20,91	3,6824	80,0000	100,00	90 DECARPIGNIES, Pascal
2	70	23,29	3,0056	65,2953	81,62	86 BAILLET, Jean-Francois
3	77	27,17	2,8340	61,5679	76,96	85 JOBARD, Philippe
4	76	34,27	2,2177	48,1784	60,22	89 WOLAN, Joseph
5	70	35,48	1,9729	42,8615	53,58	59 BIZET, Sandrine

OPEN -- Overall Stage Results

Master's Tir Club France

Printed mai 31, 2011 at 9:51



Stage 7 --

	PTS	TIME	HIT FACTOR	STAGE POINTS	STAGE PERCENT	COMPETITOR # Name
1	157	19,36	8,1095	160,0000	100,00	1 GRAUFFEL, Eric
2	148	21,56	6,8646	135,4374	84,65	2 OBRIOT, Emile
3	155	24,69	6,2778	123,8615	77,41	5 QUERTINIER, Stéphane
4	154	25,66	6,0016	118,4104	74,01	17 OBRIOT, Thierry
5	159	26,54	5,9910	118,2012	73,88	181 WINKLER, Oliver
6	153	26,06	5,8711	115,8358	72,40	18 GIBERT, Philippe
7	155	26,52	5,8446	115,3145	72,07	62 SCHNEIDER, Patrik
8	149	26,79	5,5618	109,7335	68,58	19 TARRADE, Alain
9	138	24,82	5,5600	109,6991	68,56	47 DA-COSTA, Patrice
10	133	24,05	5,5301	109,1094	68,19	134 PITOTAIMARETTI, Christophe
11	139	25,28	5,4984	108,4834	67,80	33 DESAGNEAUX, Jean-Luc
12	146	27,25	5,3578	105,7090	66,07	4 DECHESSE, Laurent
13	155	29,27	5,2955	104,4804	65,30	117 MONTARGOT, Renaud
14	133	25,27	5,2632	103,8418	64,90	20 BALESII, Daniel
15	154	29,61	5,2009	102,6143	64,13	32 DAZZI, Georges
16	144	27,71	5,1967	102,5302	64,08	64 KEANEY, Paul
17	133	25,63	5,1892	102,3832	63,99	6 ALTUNA, Denis
18	153	29,68	5,1550	101,7076	63,57	141 CZYKAJLO, Jerome
19	153	30,44	5,0263	99,1682	61,98	189 RENOUX, Gilles
20	150	29,97	5,0050	98,7484	61,72	158 HUET, Michel
21	150	30,77	4,8749	96,1810	60,11	109 PICARD, Nicolas
22	152	33,24	4,5728	90,2211	56,39	69 ZANARDI, Annamaria
23	125	27,49	4,5471	89,7142	56,07	30 OGANESIAN, Sargis
24	141	31,62	4,4592	87,9798	54,99	142 LELEU, Christian
25	147	33,08	4,4438	87,6754	54,80	147 VERDON, James
26	155	35,03	4,4248	87,3006	54,56	121 PENALVAPASQUET, Pierre-Jean
27	152	34,97	4,3466	85,7578	53,60	66 HAAS, Peter
28	152	36,17	4,2024	82,9127	51,82	171 ESCHENBRENNER, Pascal
29	155	38,69	4,0062	79,0421	49,40	119 VILLET, Bruno
30	154	38,53	3,9969	78,8583	49,29	36 ASTORG, Gérard
31	141	35,30	3,9943	78,8080	49,25	162 DESAUGERE, Jean-François
32	135	33,98	3,9729	78,3856	48,99	188 LOPEZ, Christophe
33	136	34,35	3,9592	78,1156	48,82	82 DEFGNEE, Alphonse
34	148	37,76	3,9195	77,3313	48,33	138 NOEL, Francis
35	145	37,31	3,8864	76,6776	47,92	113 BEAUVILLIERS, Anne
36	158	40,83	3,8697	76,3490	47,72	152 MEUNIER, Gerard
37	158	43,01	3,6736	72,4792	45,30	136 DEITSCH, Olivier
38	157	47,28	3,3206	65,5161	40,95	65 RIEDI, Serenella
39	154	47,85	3,2184	63,4986	39,69	38 LAUREMBOURLE, Jacques
40	156	49,99	3,1206	61,5697	38,48	107 PHONG, Roger
41	128	41,31	3,0985	61,1337	38,21	155 FROMAJOT, Philippe
42	149	48,27	3,0868	60,9024	38,06	37 CORNUT, Pierre
43	155	51,90	2,9865	58,9237	36,83	173 MELINE, Damien
44	112	40,99	2,7324	53,9096	33,69	154 PITOTAIMARETTI, Robert
45	126	65,07	1,9364	38,2046	23,88	88 NOWAK, Hubert
46	159	83,10	1,9134	37,7504	23,59	53 BRUNET, Gérard

OPEN -- Overall Stage Results

Master's Tir Club France

Printed mai 31, 2011 at 9:51



Stage 7 --

	PTS	TIME	HIT FACTOR	STAGE POINTS	STAGE PERCENT	COMPETITOR # Name
47	102	58,32	1,7490	34,5071	21,57	72 ANGLADE, Jean-Paul
48	77	45,85	1,6794	33,1342	20,71	106 SALOMON, Jean-Francis
49	81	53,42	1,5163	29,9162	18,70	60 SCHIER, Hanno
50	151	113,26	1,3332	26,3043	16,44	54 HUGUENIN, Sylvie
51	5	32,53	0,1537	3,0326	1,90	149 FLEURY, Lionel

STANDARD -- Overall Stage Results

Master's Tir Club France

Printed mai 31, 2011 at 9:51



Stage 7 --

	PTS	TIME	HIT FACTOR	STAGE POINTS	STAGE PERCENT	COMPETITOR # Name
1	153	25,02	6,1151	160,0000	100,00	9 BOIT, Julien
2	151	25,63	5,8915	154,1502	96,34	23 POIRET, Jerome
3	150	28,33	5,2947	138,5353	86,58	16 GERARD, Joel
4	151	28,75	5,2522	137,4216	85,89	22 LACROIX, Christian
5	149	29,32	5,0819	132,9653	83,10	63 BROSCH, Hampi
6	153	33,83	4,5226	118,3328	73,96	29 PRIEUR, Gregory
7	158	35,16	4,4937	117,5775	73,49	28 CARRIER, Philippe
8	154	34,32	4,4872	117,4057	73,38	26 BEAUNIER, François
9	133	30,16	4,4098	115,3815	72,11	11 GUILLAUME, Bertrand
10	156	35,56	4,3870	114,7833	71,74	151 RACLOT, Gérard
11	151	37,64	4,0117	104,9647	65,60	44 HAUBOURDIN, Jean-Claude
12	146	36,48	4,0022	104,7162	65,45	48 HOUPERT, Emmanuel
13	156	39,09	3,9908	104,4179	65,26	161 PERROT, Laurent
14	156	39,44	3,9554	103,4912	64,68	184 MANSCHING, Michel
15	152	38,52	3,9460	103,2460	64,53	159 CARTIER, Serge
16	141	36,03	3,9134	102,3931	64,00	143 CARTOUX, David
17	159	40,63	3,9134	102,3920	64,00	83 COKAIKO, Michel
18	154	40,98	3,7579	98,3251	61,45	160 GOY, Philippe
19	150	40,52	3,7019	96,8585	60,54	35 WEBER, Didier
20	131	35,93	3,6460	95,3960	59,62	34 EVESQUE, Michel
21	134	38,83	3,4509	90,2928	56,43	111 SEIGNEUR, Daniel
22	152	44,25	3,4350	89,8765	56,17	49 MARTINPRIVAT, Pierre
23	125	36,42	3,4322	89,8020	56,13	93 GOIBEAULT, Pascal
24	105	31,11	3,3751	88,3090	55,19	27 COLOMBINI, Jean-Pierre
25	156	47,57	3,2794	85,8039	53,63	174 STECKLER, Philippe
26	151	46,07	3,2776	85,7580	53,60	185 TREUSSARD, Francois
27	128	39,26	3,2603	85,3052	53,32	131 CUTAYA, Christian
28	150	46,43	3,2307	84,5295	52,83	56 PHILIPPE, Fabrice
29	139	45,11	3,0814	80,6228	50,39	177 FILLATRE, David
30	148	48,38	3,0591	80,0409	50,03	193 LACOUR, Christophe
31	142	46,60	3,0472	79,7294	49,83	110 CABRERIZO, Alain
32	148	53,14	2,7851	72,8712	45,54	74 BONINI, Maurizio
33	120	44,55	2,6936	70,4773	44,05	150 RUFFIOT, Christian
34	114	44,98	2,5345	66,3134	41,45	120 VANDAL, Olivier
35	147	64,11	2,2929	59,9939	37,50	178 PEGEOT, Rene
36	91	47,87	1,9010	49,7386	31,09	41 GOUTTEBESSIS, Francis
37	78	62,16	1,2548	32,8322	20,52	137 LAPP, Pascal
38	58	53,77	1,0787	28,2230	17,64	71 FELT, Olivier
39	105	137,02	0,7663	20,0503	12,53	182 DUTOUR, Maurice
40	0	21,49	0,0000	0,0000	0,00	45 MANT, Patrick

PRODUCTION -- Overall Stage Results

Master's Tir Club France

Printed mai 31, 2011 at 9:51



Stage 7 --

	PTS	TIME	HIT FACTOR	STAGE POINTS	STAGE PERCENT	COMPETITOR # Name
1	150	24,89	6,0265	160,0000	100,00	8 GUICHARD, Louis
2	154	28,05	5,4902	145,7610	91,10	187 MAILLOT, Julien
3	150	28,15	5,3286	141,4707	88,42	7 LAVERGNE, Mathieu
4	142	29,02	4,8932	129,9106	81,19	3 DAGUENEL, Laëtitia
5	154	31,68	4,8611	129,0593	80,66	25 VEZIAT, Pierre
6	156	32,40	4,8148	127,8301	79,89	68 BINDER, Thomas
7	154	32,16	4,7886	127,1330	79,46	76 DONOT, Marc
8	150	32,09	4,6744	124,1010	77,56	125 BURGADA, Laurent
9	144	31,14	4,6243	122,7715	76,73	166 CARDOT, Thierry
10	140	30,50	4,5902	121,8658	76,17	180 MELEY, Philippe
11	150	32,69	4,5886	121,8232	76,14	114 DEBELLE, Thomas
12	156	34,14	4,5694	121,3151	75,82	14 MERCHICA, Philippe
13	148	32,94	4,4930	119,2866	74,55	124 BERNE, Yannick
14	148	34,47	4,2936	113,9919	71,24	130 CLIN, Robert
15	126	30,74	4,0989	108,8229	68,01	21 GASSAMA, Gabriel
16	135	33,49	4,0311	107,0218	66,89	196 BRUTTO, Fabrice
17	146	36,87	3,9599	105,1316	65,71	105 DUJARDIN, Yves
18	114	28,98	3,9337	104,4384	65,27	24 BACULARD, Patrick
19	146	37,74	3,8686	102,7081	64,19	146 VACCHINO, Nicolas
20	148	38,28	3,8662	102,6463	64,15	163 DAGUENEL, Didier
21	154	40,12	3,8385	101,9092	63,69	195 GOUGIS, Christophe
22	127	34,43	3,6886	97,9310	61,21	128 SAGON, Aurelien
23	121	33,23	3,6413	96,6738	60,42	31 GAL, Didier
24	144	39,68	3,6290	96,3484	60,22	116 JONDREVILLE, Dominique
25	128	35,41	3,6148	95,9705	59,98	81 PLATEUS, Raymond
26	142	39,63	3,5831	95,1301	59,46	164 FARKAS, Jean
27	129	36,71	3,5140	93,2951	58,31	165 UJEVIC, Christophe
28	133	38,75	3,4323	91,1242	56,95	98 TRANCA, Germano
29	146	44,70	3,2662	86,7159	54,20	61 HILBIG, Karl-Heinz
30	152	46,76	3,2506	86,3024	53,94	192 DELOBRE, Frédéric
31	146	45,75	3,1913	84,7257	52,95	80 DARTOIS, Jean
32	139	44,28	3,1391	83,3414	52,09	77 LAMBRECHTS, Alain
33	142	45,91	3,0930	82,1173	51,32	101 HUMILIER, Nicolas
34	108	35,23	3,0656	81,3888	50,87	194 GOUGIS, Rémi
35	150	49,44	3,0340	80,5502	50,34	13 VIAUD, Jean-Michel
36	114	37,61	3,0311	80,4739	50,30	95 SAUTEL, Philip
37	124	41,94	2,9566	78,4959	49,06	91 POLF, Romain
38	107	36,33	2,9452	78,1937	48,87	145 TROUMP, Bérengère
39	129	44,20	2,9186	77,4856	48,43	197 RANGOLE, Hervé
40	98	33,61	2,9158	77,4125	48,38	133 GUILLOT, Patrick
41	141	48,46	2,9096	77,2484	48,28	97 LEFEBVRE, Lionel
42	125	43,20	2,8935	76,8210	48,01	75 GRANDE, Freddy
43	152	52,78	2,8799	76,4589	47,79	123 NEVEU, Gaylord
44	120	41,68	2,8791	76,4376	47,77	179 MAION, Jacques
45	133	46,23	2,8769	76,3803	47,74	55 LARIBE, Christophe
46	148	52,17	2,8369	75,3173	47,07	126 HUGUET, Laurent

PRODUCTION -- Overall Stage Results

Master's Tir Club France

Printed mai 31, 2011 at 9:51



Stage 7 --

	PTS	TIME	HIT FACTOR	STAGE POINTS	STAGE PERCENT	COMPETITOR # Name
47	160	57,26	2,7943	74,1861	46,37	52 BOURSAULT, François
48	138	49,53	2,7862	73,9715	46,23	198 HAGE, Bruno
49	146	52,59	2,7762	73,7061	46,07	104 BUFFIN, Dominique
50	120	43,42	2,7637	73,3745	45,86	172 GIACOMETTI, Christian
51	114	42,29	2,6957	71,5683	44,73	139 WELTER, Tony
52	139	52,29	2,6583	70,5748	44,11	99 VULEVIC, Nenad
53	131	51,14	2,5616	68,0087	42,51	183 DOS-SANTOS, Carlo
54	148	58,02	2,5508	67,7232	42,33	73 CROUZET, Stephane
55	108	42,69	2,5299	67,1663	41,98	84 COURAULT, Pascal
56	112	45,03	2,4872	66,0343	41,27	140 WOHNER, Jean-Philippe
57	122	52,22	2,3363	62,0264	38,77	87 BRUSON, Laurent
58	125	53,72	2,3269	61,7771	38,61	58 BIZET, Mathias
59	122	52,92	2,3054	61,2059	38,25	148 FREDEZ, Jean-Maurice
60	152	66,49	2,2861	60,6933	37,93	103 BOUTIN, Hervé
61	131	63,34	2,0682	54,9094	34,32	46 MANT, Alexandra
62	97	47,96	2,0225	53,6965	33,56	186 NYCZ, Margaux
63	140	69,99	2,0003	53,1063	33,19	170 DEMARCY, Denis
64	112	56,39	1,9862	52,7314	32,96	122 MORIN, Patrick
65	116	58,70	1,9761	52,4655	32,79	78 CAUDERLIER, Christian
66	114	62,24	1,8316	48,6283	30,39	135 SIMSON, James
67	144	87,81	1,6399	43,5384	27,21	176 FAVIER, Noel
68	110	68,58	1,6040	42,5842	26,62	102 TOURNIER, Francois-Marie
69	110	76,66	1,4349	38,0958	23,81	175 COSTANTINI, Jean-Jacques
70	0	0,00	0,0000	0,0000	0,00	57 VENTRIN, Guy

REVOLVER (STANDARD) -- Overall Stage Results

Master's Tir Club France

Printed mai 31, 2011 at 9:51




Stage 7 --

	PTS	TIME	HIT FACTOR	STAGE POINTS	STAGE PERCENT	COMPETITOR # Name
1	156	47,41	3,2904	160,0000	100,00	90 DECARPIGNIES, Pascal
2	153	50,69	3,0183	146,7690	91,73	86 BAILLET, Jean-Francois
3	157	69,98	2,2435	109,0915	68,18	89 WOLAN, Joseph
4	151	78,91	1,9136	93,0487	58,16	85 JOBARD, Philippe
5	101	89,84	1,1242	54,6660	34,17	59 BIZET, Sandrine

OPEN -- Overall Stage Results

Master's Tir Club France

Printed mai 31, 2011 at 9:51



Stage 8 --

	PTS	TIME	HIT FACTOR	STAGE POINTS	STAGE PERCENT	COMPETITOR # Name
1	154	20,91	7,3649	155,0000	100,00	1 GRAUFFEL, Eric
2	153	24,84	6,1594	129,6298	83,63	62 SCHNEIDER, Patrik
3	149	25,50	5,8431	122,9734	79,34	2 OBRIOT, Emile
4	146	26,06	5,6025	117,9081	76,07	17 OBRIOT, Thierry
5	154	27,84	5,5316	116,4170	75,11	47 DA-COSTA, Patrice
6	143	26,07	5,4852	115,4410	74,48	18 GIBERT, Philippe
7	148	26,99	5,4835	115,4048	74,45	33 DESAGNEAUX, Jean-Luc
8	139	25,40	5,4724	115,1718	74,30	4 DECHESSE, Laurent
9	145	26,56	5,4593	114,8960	74,13	117 MONTARGOT, Renaud
10	149	28,35	5,2557	110,6110	71,36	19 TARRADE, Alain
11	149	28,93	5,1504	108,3934	69,93	134 PITOTAIMARETTI, Christophe
12	143	27,81	5,1420	108,2181	69,82	20 BALESII, Daniel
13	146	28,96	5,0414	106,1010	68,45	82 DEFGNEE, Alphonse
14	149	29,60	5,0338	105,9399	68,35	189 RENOUX, Gilles
15	141	28,66	4,9197	103,5399	66,80	158 HUET, Michel
16	151	31,43	4,8043	101,1108	65,23	5 QUERTINIER, Stéphane
17	144	30,52	4,7182	99,2986	64,06	141 CZYKAJLO, Jerome
18	146	31,52	4,6320	97,4836	62,89	66 HAAS, Peter
19	145	32,06	4,5228	95,1852	61,41	32 DAZZI, Georges
20	132	29,37	4,4944	94,5878	61,02	6 ALTUNA, Denis
21	146	32,69	4,4662	93,9946	60,64	30 OGANESIAN, Sargis
22	144	32,33	4,4541	93,7393	60,48	188 LOPEZ, Christophe
23	111	25,88	4,2890	90,2659	58,24	181 WINKLER, Oliver
24	151	35,46	4,2583	89,6197	57,82	69 ZANARDI, Annamaria
25	147	34,89	4,2132	88,6710	57,21	113 BEAUVILLIERS, Anne
26	148	35,80	4,1341	87,0049	56,13	36 ASTORG, Gérard
27	134	32,51	4,1218	86,7467	55,97	142 LELEU, Christian
28	145	35,51	4,0834	85,9374	55,44	121 PENALVAPASQUET, Pierre-Jean
29	145	38,05	3,8108	80,2007	51,74	136 DEITSCH, Olivier
30	133	35,02	3,7978	79,9283	51,57	64 KEANEY, Paul
31	149	40,02	3,7231	78,3563	50,55	38 LAUREMBOURLE, Jacques
32	144	38,78	3,7133	78,1483	50,42	162 DESAUGERE, Jean-François
33	149	41,73	3,5706	75,1455	48,48	171 ESCHENBRENNER, Pascal
34	137	38,45	3,5631	74,9876	48,38	138 NOEL, Francis
35	151	42,87	3,5223	74,1291	47,83	149 FLEURY, Lionel
36	144	41,40	3,4783	73,2027	47,23	154 PITOTAIMARETTI, Robert
37	121	35,30	3,4278	72,1399	46,54	147 VERDON, James
38	136	42,88	3,1716	66,7497	43,06	109 PICARD, Nicolas
39	130	41,02	3,1692	66,6980	43,03	37 CORNUT, Pierre
40	140	47,37	2,9555	62,1999	40,13	119 VILLET, Bruno
41	111	38,58	2,8771	60,5516	39,07	152 MEUNIER, Gerard
42	128	44,82	2,8559	60,1040	38,78	155 FROMAJOT, Philippe
43	132	51,84	2,5463	53,5888	34,57	65 RIEDI, Serenella
44	141	56,61	2,4907	52,4193	33,82	107 PHONG, Roger
45	120	52,12	2,3024	48,4554	31,26	88 NOWAK, Hubert
46	137	61,58	2,2247	46,8216	30,21	60 SCHIER, Hanno

OPEN -- Overall Stage Results

Master's Tir Club France

Printed mai 31, 2011 at 9:51



Stage 8 --

	PTS	TIME	HIT FACTOR	STAGE POINTS	STAGE PERCENT	COMPETITOR # Name
47	154	84,82	1,8156	38,2109	24,65	53 BRUNET, Gérard
48	98	54,41	1,8011	37,9064	24,46	72 ANGLADE, Jean-Paul
49	64	64,39	0,9939	20,9183	13,50	173 MELINE, Damien
50	87	154,80	0,5620	11,8281	7,63	54 HUGUENIN, Sylvie
51	0	3,36	0,0000	0,0000	0,00	106 SALOMON, Jean-Francis

STANDARD -- Overall Stage Results

Master's Tir Club France

Printed mai 31, 2011 at 9:51



Stage 8 --

	PTS	TIME	HIT FACTOR	STAGE POINTS	STAGE PERCENT	COMPETITOR # Name
1	144	26,61	5,4115	155,0000	100,00	9 BOIT, Julien
2	147	27,35	5,3748	153,9480	99,32	23 POIRET, Jerome
3	143	28,33	5,0477	144,5784	93,28	67 KÜNZLER, Oliver
4	153	35,45	4,3159	123,6202	79,75	28 CARRIER, Philippe
5	152	35,98	4,2246	121,0031	78,07	83 COKAIKO, Michel
6	146	34,57	4,2233	120,9672	78,04	63 BROSCH, Hampi
7	143	34,85	4,1033	117,5296	75,83	26 BEAUNIER, François
8	134	33,29	4,0252	115,2936	74,38	16 GERARD, Joel
9	149	37,19	4,0065	114,7557	74,04	44 HAUBOURDIN, Jean-Claude
10	146	36,47	4,0033	114,6651	73,98	160 GOY, Philippe
11	143	36,13	3,9579	113,3658	73,14	34 EVESQUE, Michel
12	135	34,18	3,9497	113,1295	72,99	143 CARTOUX, David
13	140	35,68	3,9238	112,3873	72,51	22 LACROIX, Christian
14	144	36,95	3,8972	111,6252	72,02	159 CARTIER, Serge
15	126	32,82	3,8391	109,9629	70,94	27 COLOMBINI, Jean-Pierre
16	150	39,35	3,8119	109,1844	70,44	29 PRIEUR, Gregory
17	132	35,90	3,6769	105,3158	67,95	48 HOUPERT, Emmanuel
18	110	30,73	3,5796	102,5284	66,15	11 GUILLAUME, Bertrand
19	149	41,65	3,5774	102,4673	66,11	120 VANDAL, Olivier
20	139	38,92	3,5714	102,2954	66,00	45 MANT, Patrick
21	146	41,32	3,5334	101,2061	65,29	161 PERROT, Laurent
22	152	43,55	3,4902	99,9700	64,50	184 MANSCHING, Michel
23	135	38,90	3,4704	99,4027	64,13	93 GOIBEAULT, Pascal
24	149	43,90	3,3941	97,2156	62,72	35 WEBER, Didier
25	147	44,37	3,3130	94,8947	61,22	49 MARTINPRIVAT, Pierre
26	146	44,09	3,3114	94,8477	61,19	185 TREUSSARD, Francois
27	149	45,02	3,3096	94,7971	61,16	151 RACLOT, Gérard
28	132	40,58	3,2528	93,1700	60,11	111 SEIGNEUR, Daniel
29	147	51,16	2,8733	82,3002	53,10	174 STECKLER, Philippe
30	148	51,85	2,8544	81,7574	52,75	110 CABRERIZO, Alain
31	127	47,84	2,6547	76,0373	49,06	56 PHILIPPE, Fabrice
32	145	55,66	2,6051	74,6172	48,14	193 LACOUR, Christophe
33	106	46,57	2,2761	65,1949	42,06	150 RUFFIOT, Christian
34	135	59,76	2,2590	64,7049	41,75	137 LAPP, Pascal
35	116	53,11	2,1841	62,5599	40,36	74 BONINI, Maurizio
36	107	52,59	2,0346	58,2767	37,60	177 FILLATRE, David
37	106	63,18	1,6777	48,0552	31,00	41 GOUTTEBESSIS, Francis
38	150	95,54	1,5700	44,9697	29,01	182 DUTOUR, Maurice
39	112	83,51	1,3412	38,4144	24,78	178 PEGEOT, Rene
40	71	64,73	1,0969	31,4172	20,27	71 FELT, Olivier

PRODUCTION -- Overall Stage Results

Master's Tir Club France

Printed mai 31, 2011 at 9:51



Stage 8 --

	PTS	TIME	HIT FACTOR	STAGE POINTS	STAGE PERCENT	COMPETITOR # Name
1	149	29,22	5,0992	155,0000	100,00	8 GUICHARD, Louis
2	153	32,18	4,7545	144,5210	93,24	68 BINDER, Thomas
3	139	30,05	4,6256	140,6035	90,71	24 BACULARD, Patrick
4	141	30,98	4,5513	138,3450	89,25	31 GAL, Didier
5	151	33,44	4,5156	137,2576	88,55	76 DONOT, Marc
6	124	28,26	4,3878	133,3752	86,05	7 LAVERGNE, Mathieu
7	131	30,03	4,3623	132,5994	85,55	166 CARDOT, Thierry
8	141	32,38	4,3545	132,3634	85,40	25 VEZIAT, Pierre
9	147	34,16	4,3033	130,8052	84,39	130 CLIN, Robert
10	147	34,39	4,2745	129,9304	83,83	196 BRUTTO, Fabrice
11	141	33,01	4,2714	129,8372	83,77	3 DAGUENEL, Laëtitia
12	149	35,32	4,2186	128,2305	82,73	128 SAGON, Aurelien
13	133	32,23	4,1266	125,4345	80,93	124 BERNE, Yannick
14	155	37,71	4,1103	124,9398	80,61	81 PLATEUS, Raymond
15	147	36,03	4,0799	124,0163	80,01	114 DEBELLE, Thomas
16	151	37,16	4,0635	123,5170	79,69	125 BURGADA, Laurent
17	139	35,24	3,9444	119,8960	77,35	21 GASSAMA, Gabriel
18	153	39,35	3,8882	118,1877	76,25	14 MERCHICA, Philippe
19	133	34,61	3,8428	116,8088	75,36	180 MELEY, Philippe
20	145	38,95	3,7227	113,1582	73,01	164 FARKAS, Jean
21	147	40,88	3,5959	109,3030	70,52	99 VULEVIC, Nenad
22	131	36,90	3,5501	107,9122	69,62	98 TRANCA, Germano
23	141	39,92	3,5321	107,3629	69,27	77 LAMBRECHTS, Alain
24	141	40,93	3,4449	104,7136	67,56	75 GRANDE, Freddy
25	143	42,97	3,3279	101,1571	65,26	84 COURAULT, Pascal
26	127	38,97	3,2589	99,0601	63,91	105 DUJARDIN, Yves
27	147	45,39	3,2386	98,4425	63,51	194 GOUGIS, Rémi
28	128	39,89	3,2088	97,5375	62,93	145 TROUMP, Bérengère
29	139	43,68	3,1822	96,7292	62,41	116 JONDREVILLE, Dominique
30	139	44,07	3,1541	95,8732	61,85	187 MAILLOT, Julien
31	137	43,71	3,1343	95,2720	61,47	95 SAUTEL, Philip
32	149	47,56	3,1329	95,2292	61,44	195 GOUGIS, Christophe
33	132	42,77	3,0863	93,8124	60,52	179 MAION, Jacques
34	139	45,47	3,0570	92,9213	59,95	91 POLF, Romain
35	143	46,91	3,0484	92,6609	59,78	78 CAUDERLIER, Christian
36	137	45,47	3,0130	91,5844	59,09	80 DARTOIS, Jean
37	141	48,15	2,9283	89,0120	57,43	13 VIAUD, Jean-Michel
38	143	50,60	2,8261	85,9036	55,42	192 DELOBRE, Frédéric
39	133	48,20	2,7593	83,8746	54,11	139 WELTER, Tony
40	120	43,75	2,7429	83,3737	53,79	122 MORIN, Patrick
41	139	52,68	2,6386	80,2038	51,74	197 RANGOLE, Hervé
42	123	47,17	2,6076	79,2620	51,14	133 GUILLOT, Patrick
43	145	57,35	2,5283	76,8529	49,58	52 BOURSAULT, François
44	137	54,48	2,5147	76,4380	49,31	46 MANT, Alexandra
45	139	55,70	2,4955	75,8552	48,94	87 BRUSON, Laurent
46	129	51,79	2,4908	75,7128	48,85	55 LARIBE, Christophe

PRODUCTION -- Overall Stage Results

Master's Tir Club France

Printed mai 31, 2011 at 9:51



Stage 8 --

	PTS	TIME	HIT FACTOR	STAGE POINTS	STAGE PERCENT	COMPETITOR # Name
47	112	46,33	2,4174	73,4821	47,41	163 DAGUENEL, Didier
48	143	59,68	2,3961	72,8338	46,99	103 BOUTIN, Hervé
49	139	59,11	2,3515	71,4792	46,12	97 LEFEBVRE, Lionel
50	125	53,93	2,3178	70,4539	45,45	146 VACCHINO, Nicolas
51	128	56,08	2,2825	69,3789	44,76	123 NEVEU, Gaylord
52	127	56,57	2,2450	68,2407	44,03	73 CROUZET, Stephane
53	131	58,93	2,2230	67,5710	43,59	148 FREDEZ, Jean-Maurice
54	125	58,65	2,1313	64,7840	41,80	198 HAGE, Bruno
55	151	72,35	2,0871	63,4401	40,93	170 DEMARCY, Denis
56	135	65,87	2,0495	62,2977	40,19	104 BUFFIN, Dominique
57	134	75,89	1,7657	53,6718	34,63	126 HUGUET, Laurent
58	106	64,73	1,6376	49,7767	32,11	186 NYCZ, Margaux
59	120	87,99	1,3638	41,4547	26,74	175 COSTANTINI, Jean-Jacques
60	141	104,60	1,3480	40,9744	26,44	176 FAVIER, Noel
61	85	68,68	1,2376	37,6196	24,27	102 TOURNIER, Francois-Marie
62	70	57,12	1,2255	37,2508	24,03	183 DOS-SANTOS, Carlo
63	62	51,01	1,2154	36,9455	23,84	140 WOHLNER, Jean-Philippe
64	76	65,71	1,1566	35,1567	22,68	58 BIZET, Mathias
65	79	74,18	1,0650	32,3717	20,88	135 SIMSON, James
66	38	49,31	0,7706	23,4247	15,11	101 HUMILIER, Nicolas
67	19	47,59	0,3992	12,1357	7,83	61 HILBIG, Karl-Heinz
68	14	47,25	0,2963	9,0064	5,81	172 GIACOMETTI, Christian
69	0	0,00	0,0000	0,0000	0,00	57 VENTRIN, Guy
70	0	13,96	0,0000	0,0000	0,00	165 UJEVIC, Christophe

REVOLVER (STANDARD) -- Overall Stage Results

Master's Tir Club France

Printed mai 31, 2011 at 9:51



Stage 8 --

	PTS	TIME	HIT FACTOR	STAGE POINTS	STAGE PERCENT	COMPETITOR # Name
1	147	43,82	3,3546	155,0000	100,00	90 DECARPIGNIES, Pascal
2	148	50,00	2,9600	136,7661	88,24	86 BAILLET, Jean-Francois
3	151	66,95	2,2554	104,2109	67,23	89 WOLAN, Joseph
4	152	85,73	1,7730	81,9214	52,85	59 BIZET, Sandrine
5	124	105,00	1,1810	54,5656	35,20	85 JOBARD, Philippe

OPEN -- Overall Stage Results

Master's Tir Club France

Printed mai 31, 2011 at 9:51



Stage 9 --

	PTS	TIME	HIT FACTOR	STAGE POINTS	STAGE PERCENT	COMPETITOR # Name
1	156	20,70	7,5362	160,0000	100,00	1 GRAUFFEL, Eric
2	157	21,42	7,3296	155,6130	97,26	2 OBRIOT, Emile
3	155	24,00	6,4583	137,1154	85,70	62 SCHNEIDER, Patrik
4	155	24,16	6,4156	136,2073	85,13	5 QUERTINIER, Stéphane
5	153	25,35	6,0355	128,1384	80,09	17 OBRIOT, Thierry
6	156	25,86	6,0325	128,0742	80,05	47 DA-COSTA, Patrice
7	156	26,24	5,9451	126,2195	78,89	33 DESAGNEAUX, Jean-Luc
8	152	26,03	5,8394	123,9753	77,48	19 TARRADE, Alain
9	158	27,68	5,7081	121,1872	75,74	181 WINKLER, Oliver
10	140	24,58	5,6957	120,9238	75,58	4 DECHESSE, Laurent
11	156	28,29	5,5143	117,0732	73,17	66 HAAS, Peter
12	151	27,56	5,4790	116,3224	72,70	134 PITOTAIMARETTI, Christophe
13	155	28,49	5,4405	115,5061	72,19	147 VERDON, James
14	154	28,47	5,4092	114,8415	71,78	20 BALESII, Daniel
15	153	28,63	5,3440	113,4582	70,91	32 DAZZI, Georges
16	134	25,28	5,3006	112,5365	70,34	6 ALTUNA, Denis
17	156	29,80	5,2349	111,1409	69,46	82 DEFGNEE, Alphonse
18	133	25,69	5,1771	109,9141	68,70	18 GIBERT, Philippe
19	156	30,77	5,0699	107,6373	67,27	30 OGANESIAN, Sargis
20	144	29,85	4,8241	102,4198	64,01	119 VILLET, Bruno
21	153	31,92	4,7932	101,7640	63,60	141 CZYKAJLO, Jerome
22	155	32,81	4,7242	100,2977	62,69	69 ZANARDI, Annamaria
23	119	25,56	4,6557	98,8443	61,78	189 RENOUX, Gilles
24	157	34,30	4,5773	97,1787	60,74	113 BEAUVILLIERS, Anne
25	139	30,48	4,5604	96,8201	60,51	158 HUET, Michel
26	147	32,33	4,5469	96,5333	60,33	188 LOPEZ, Christophe
27	155	34,34	4,5137	95,8290	59,89	121 PENALVAPASQUET, Pierre-Jean
28	154	35,48	4,3405	92,1516	57,59	171 ESCHENBRENNER, Pascal
29	146	33,92	4,3042	91,3824	57,11	142 LELEU, Christian
30	115	26,78	4,2942	91,1702	56,98	117 MONTARGOT, Renaud
31	158	37,14	4,2542	90,3194	56,45	38 LAUREMBOURLE, Jacques
32	152	36,38	4,1781	88,7047	55,44	36 ASTORG, Gérard
33	133	32,74	4,0623	86,2459	53,90	152 MEUNIER, Gerard
34	154	38,51	3,9990	84,9010	53,06	138 NOEL, Francis
35	157	41,11	3,8190	81,0808	50,68	65 RIEDI, Serenella
36	152	40,57	3,7466	79,5434	49,71	162 DESAUGERE, Jean-François
37	158	43,21	3,6566	77,6316	48,52	88 NOWAK, Hubert
38	155	43,15	3,5921	76,2635	47,66	64 KEANEY, Paul
39	156	44,57	3,5001	74,3101	46,44	106 SALOMON, Jean-Francis
40	116	33,31	3,4824	73,9348	46,21	109 PICARD, Nicolas
41	128	38,00	3,3684	71,5142	44,70	136 DEITSCH, Olivier
42	113	35,06	3,2230	68,4277	42,77	155 FROMAJOT, Philippe
43	158	49,39	3,1990	67,9178	42,45	154 PITOTAIMARETTI, Robert
44	121	37,88	3,1943	67,8174	42,39	37 CORNUT, Pierre
45	139	45,88	3,0296	64,3216	40,20	72 ANGLADE, Jean-Paul
46	157	53,15	2,9539	62,7137	39,20	149 FLEURY, Lionel

OPEN -- Overall Stage Results

Master's Tir Club France

Printed mai 31, 2011 at 9:51



Stage 9 --

	PTS	TIME	HIT FACTOR	STAGE POINTS	STAGE PERCENT	COMPETITOR # Name
47	141	58,30	2,4185	51,3471	32,09	107 PHONG, Roger
48	117	52,05	2,2478	47,7233	29,83	173 MELINE, Damien
49	156	69,68	2,2388	47,5316	29,71	53 BRUNET, Gérard
50	135	91,94	1,4683	31,1742	19,48	54 HUGUENIN, Sylvie
51	78	54,22	1,4386	30,5422	19,09	60 SCHIER, Hanno

STANDARD -- Overall Stage Results

Master's Tir Club France

Printed mai 31, 2011 at 9:51



Stage 9 --

	PTS	TIME	HIT FACTOR	STAGE POINTS	STAGE PERCENT	COMPETITOR # Name
1	148	24,89	5,9462	160,0000	100,00	9 BOIT, Julien
2	151	26,33	5,7349	154,3154	96,45	67 KÜNZLER, Oliver
3	143	26,69	5,3578	144,1686	90,11	23 POIRET, Jerome
4	153	28,66	5,3385	143,6476	89,78	22 LACROIX, Christian
5	152	30,09	5,0515	135,9266	84,95	16 GERARD, Joel
6	158	31,41	5,0302	135,3544	84,60	83 COKAIKO, Michel
7	146	29,51	4,9475	133,1272	83,20	48 HOUPERT, Emmanuel
8	148	30,53	4,8477	130,4422	81,53	11 GUILLAUME, Bertrand
9	156	32,41	4,8133	129,5176	80,95	159 CARTIER, Serge
10	148	33,01	4,4835	120,6422	75,40	29 PRIEUR, Gregory
11	153	34,56	4,4271	119,1244	74,45	45 MANT, Patrick
12	139	31,74	4,3793	117,8395	73,65	63 BROSCHE, Hampi
13	158	36,53	4,3252	116,3833	72,74	28 CARRIER, Philippe
14	137	32,27	4,2454	114,2365	71,40	44 HAUBOURDIN, Jean-Claude
15	152	36,43	4,1724	112,2710	70,17	49 MARTINPRIVAT, Pierre
16	152	36,48	4,1667	112,1171	70,07	26 BEAUNIER, François
17	148	35,92	4,1203	110,8686	69,29	93 GOIBEAULT, Pascal
18	148	36,85	4,0163	108,0706	67,54	143 CARTOUX, David
19	136	34,35	3,9592	106,5357	66,58	151 RACLOT, Gérard
20	154	38,96	3,9528	106,3616	66,48	185 TREUSSARD, Francois
21	157	39,87	3,9378	105,9587	66,22	160 GOY, Philippe
22	134	34,12	3,9273	105,6766	66,05	27 COLOMBINI, Jean-Pierre
23	154	39,54	3,8948	104,8014	65,50	35 WEBER, Didier
24	154	40,06	3,8442	103,4411	64,65	120 VANDAL, Olivier
25	155	41,22	3,7603	101,1828	63,24	184 MANSCHING, Michel
26	158	42,59	3,7098	99,8235	62,39	193 LACOUR, Christophe
27	158	44,62	3,5410	95,2820	59,55	174 STECKLER, Philippe
28	156	46,67	3,3426	89,9435	56,21	161 PERROT, Laurent
29	112	34,36	3,2596	87,7098	54,82	34 EVESQUE, Michel
30	146	45,81	3,1871	85,7582	53,60	111 SEIGNEUR, Daniel
31	151	49,52	3,0493	82,0502	51,28	177 FILLATRE, David
32	144	52,28	2,7544	74,1157	46,32	74 BONINI, Maurizio
33	109	39,79	2,7394	73,7116	46,07	56 PHILIPPE, Fabrice
34	113	46,19	2,4464	65,8284	41,14	110 CABRERIZO, Alain
35	118	48,45	2,4355	65,5347	40,96	150 RUFFIOT, Christian
36	140	58,79	2,3814	64,0778	40,05	137 LAPP, Pascal
37	148	68,87	2,1490	57,8249	36,14	178 PEGEOT, Rene
38	127	59,67	2,1284	57,2705	35,79	41 GOUTTEBESSIS, Francis
39	119	60,92	1,9534	52,5618	32,85	71 FELT, Olivier
40	156	85,57	1,8231	49,0553	30,66	182 DUTOUR, Maurice

PRODUCTION -- Overall Stage Results

Master's Tir Club France

Printed mai 31, 2011 at 9:51



Stage 9 --

	PTS	TIME	HIT FACTOR	STAGE POINTS	STAGE PERCENT	COMPETITOR # Name
1	156	25,76	6,0559	160,0000	100,00	8 GUICHARD, Louis
2	144	26,06	5,5257	145,9921	91,25	7 LAVERGNE, Mathieu
3	156	28,68	5,4393	143,7099	89,82	68 BINDER, Thomas
4	150	28,72	5,2228	137,9901	86,24	76 DONOT, Marc
5	152	29,56	5,1421	135,8565	84,91	3 DAGUENEL, Laëtitia
6	148	30,49	4,8541	128,2465	80,15	21 GASSAMA, Gabriel
7	140	28,91	4,8426	127,9444	79,97	180 MELEY, Philippe
8	146	30,64	4,7650	125,8941	78,68	24 BACULARD, Patrick
9	137	28,98	4,7274	124,9003	78,06	25 VEZIAT, Pierre
10	135	28,72	4,7006	124,1911	77,62	166 CARDOT, Thierry
11	154	33,68	4,5724	120,8064	75,50	130 CLIN, Robert
12	140	30,68	4,5632	120,5630	75,35	114 DEBELLE, Thomas
13	154	33,83	4,5522	120,2707	75,17	124 BERNE, Yannick
14	141	31,55	4,4691	118,0758	73,80	125 BURGADA, Laurent
15	154	34,97	4,4038	116,3500	72,72	81 PLATEUS, Raymond
16	142	32,61	4,3545	115,0479	71,90	196 BRUTTO, Fabrice
17	137	31,70	4,3218	114,1833	71,36	14 MERCHICA, Philippe
18	144	33,78	4,2629	112,6274	70,39	105 DUJARDIN, Yves
19	156	36,61	4,2611	112,5813	70,36	77 LAMBRECHTS, Alain
20	136	32,53	4,1808	110,4577	69,04	31 GAL, Didier
21	158	37,99	4,1590	109,8826	68,68	13 VIAUD, Jean-Michel
22	152	36,75	4,1361	109,2767	68,30	145 TROUMP, Bérengère
23	156	38,45	4,0572	107,1938	67,00	99 VULEVIC, Nenad
24	146	36,80	3,9674	104,8205	65,51	75 GRANDE, Freddy
25	146	36,80	3,9674	104,8205	65,51	195 GOUGIS, Christophe
26	130	32,80	3,9634	104,7155	65,45	163 DAGUENEL, Didier
27	148	38,28	3,8662	102,1483	63,84	84 COURAULT, Pascal
28	146	37,90	3,8522	101,7782	63,61	122 MORIN, Patrick
29	146	38,08	3,8340	101,2971	63,31	187 MAILLOT, Julien
30	148	38,64	3,8302	101,1966	63,25	146 VACCHINO, Nicolas
31	127	33,49	3,7922	100,1913	62,62	197 RANGOLE, Hervé
32	148	39,35	3,7611	99,3707	62,11	116 JONDREVILLE, Dominique
33	148	39,49	3,7478	99,0184	61,89	91 POLF, Romain
34	152	41,10	3,6983	97,7109	61,07	95 SAUTEL, Philip
35	146	39,60	3,6869	97,4090	60,88	186 NYCZ, Margaux
36	120	32,99	3,6375	96,1037	60,06	98 TRANCA, Germano
37	158	43,60	3,6239	95,7441	59,84	80 DARTOIS, Jean
38	148	41,14	3,5975	95,0471	59,40	61 HILBIG, Karl-Heinz
39	154	43,01	3,5806	94,6003	59,13	172 GIACOMETTI, Christian
40	152	44,40	3,4234	90,4486	56,53	139 WELTER, Tony
41	118	34,52	3,4183	90,3135	56,45	73 CROUZET, Stephane
42	150	44,71	3,3550	88,6396	55,40	128 SAGON, Aurelien
43	152	45,66	3,3290	87,9526	54,97	194 GOUGIS, Rémi
44	146	44,19	3,3039	87,2911	54,56	135 SIMSON, James
45	123	37,30	3,2976	87,1239	54,45	101 HUMILIER, Nicolas
46	137	42,60	3,2160	84,9674	53,10	58 BIZET, Mathias

PRODUCTION -- Overall Stage Results

Master's Tir Club France

Printed mai 31, 2011 at 9:51



Stage 9 --

	PTS	TIME	HIT FACTOR	STAGE POINTS	STAGE PERCENT	COMPETITOR # Name
47	134	42,27	3,1701	83,7556	52,35	198 HAGE, Bruno
48	154	49,08	3,1377	82,9006	51,81	148 FREDEZ, Jean-Maurice
49	146	47,09	3,1004	81,9154	51,20	140 WOHNER, Jean-Philippe
50	133	43,54	3,0547	80,7057	50,44	97 LEFEBVRE, Lionel
51	152	49,83	3,0504	80,5924	50,37	87 BRUSON, Laurent
52	125	41,64	3,0019	79,3123	49,57	133 GUILLOT, Patrick
53	152	51,12	2,9734	78,5586	49,10	104 BUFFIN, Dominique
54	152	52,07	2,9191	77,1254	48,20	126 HUGUET, Laurent
55	111	38,11	2,9126	76,9529	48,10	52 BOURSAULT, François
56	152	52,19	2,9124	76,9480	48,09	183 DOS-SANTOS, Carlo
57	144	49,49	2,9097	76,8752	48,05	46 MANT, Alexandra
58	150	54,33	2,7609	72,9445	45,59	123 NEVEU, Gaylord
59	125	47,39	2,6377	69,6890	43,56	78 CAUDERLIER, Christian
60	152	59,76	2,5435	67,2008	42,00	164 FARKAS, Jean
61	137	54,10	2,5323	66,9059	41,82	165 UJEVIC, Christophe
62	120	48,07	2,4964	65,9551	41,22	179 MAION, Jacques
63	146	61,33	2,3806	62,8957	39,31	170 DEMARCY, Denis
64	118	50,99	2,3142	61,1418	38,21	192 DELOBRE, Frédéric
65	150	68,42	2,1923	57,9228	36,20	175 COSTANTINI, Jean-Jacques
66	116	55,82	2,0781	54,9047	34,32	103 BOUTIN, Hervé
67	93	46,57	1,9970	52,7616	32,98	55 LARIBE, Christophe
68	152	109,50	1,3881	36,6750	22,92	176 FAVIER, Noel
69	100	72,31	1,3829	36,5378	22,84	102 TOURNIER, Francois-Marie
70	0	0,00	0,0000	0,0000	0,00	57 VENTRIN, Guy

REVOLVER (STANDARD) -- Overall Stage Results

Master's Tir Club France

Printed mai 31, 2011 at 9:51



Stage 9 --

	PTS	TIME	HIT FACTOR	STAGE POINTS	STAGE PERCENT	COMPETITOR # Name
1	155	40,47	3,8300	160,0000	100,00	90 DECARPIGNIES, Pascal
2	152	42,16	3,6053	150,6137	94,13	86 BAILLET, Jean-Francois
3	158	54,86	2,8801	120,3158	75,20	89 WOLAN, Joseph
4	154	65,07	2,3667	98,8693	61,79	85 JOBARD, Philippe
5	138	68,80	2,0058	83,7938	52,37	59 BIZET, Sandrine

OPEN -- Overall Stage Results

Master's Tir Club France

Printed mai 31, 2011 at 9:51



Stage 10 --

	PTS	TIME	HIT FACTOR	STAGE POINTS	STAGE PERCENT	COMPETITOR # Name
1	58	5,95	9,7479	60,0000	100,00	1 GRAUFFEL, Eric
2	59	6,35	9,2913	57,1898	95,32	2 OBRIOT, Emile
3	57	6,90	8,2609	50,8471	84,75	62 SCHNEIDER, Patrik
4	58	7,30	7,9452	48,9041	81,51	181 WINKLER, Oliver
5	57	7,34	7,7657	47,7990	79,67	5 QUERTINIER, Stéphane
6	57	7,45	7,6510	47,0933	78,49	47 DA-COSTA, Patrice
7	56	7,55	7,4172	45,6543	76,09	19 TARRADE, Alain
8	54	7,40	7,2973	44,9161	74,86	18 GIBERT, Philippe
9	56	7,97	7,0263	43,2484	72,08	20 BALESИ, Daniel
10	52	7,79	6,6752	41,0872	68,48	17 OBRIOT, Thierry
11	54	8,27	6,5296	40,1910	66,98	66 HAAS, Peter
12	56	8,74	6,4073	39,4382	65,73	33 DESAGNEAUX, Jean-Luc
13	57	9,12	6,2500	38,4698	64,12	32 DAZZI, Georges
14	54	8,65	6,2428	38,4254	64,04	117 MONTARGOT, Renaud
15	55	8,94	6,1521	37,8674	63,11	189 RENOUX, Gilles
16	55	8,95	6,1453	37,8251	63,04	188 LOPEZ, Christophe
17	48	7,88	6,0914	37,4934	62,49	147 VERDON, James
18	47	7,72	6,0881	37,4732	62,46	109 PICARD, Nicolas
19	54	8,88	6,0811	37,4301	62,38	119 VILLET, Bruno
20	57	9,46	6,0254	37,0872	61,81	149 FLEURY, Lionel
21	55	9,34	5,8887	36,2457	60,41	141 CZYKAJLO, Jerome
22	53	9,06	5,8499	36,0071	60,01	82 DEFGNEE, Alphonse
23	54	9,28	5,8190	35,8167	59,69	138 NOEL, Francis
24	58	10,18	5,6974	35,0688	58,45	171 ESCHENBRENNER, Pascal
25	59	10,37	5,6895	35,0198	58,37	155 FROMAJOT, Philippe
26	51	8,97	5,6856	34,9960	58,33	142 LELEU, Christian
27	46	8,19	5,6166	34,5712	57,62	4 DECHESSЕ, Laurent
28	55	9,82	5,6008	34,4740	57,46	30 OGANESIAN, Sargis
29	48	8,76	5,4795	33,7270	56,21	6 ALTUNA, Denis
30	56	10,38	5,3950	33,2071	55,35	162 DESAUGERE, Jean-François
31	38	7,13	5,3296	32,8046	54,67	134 PITOTAIMARETTI, Christophe
32	58	11,12	5,2158	32,1043	53,51	69 ZANARDI, Annamaria
33	55	10,57	5,2034	32,0279	53,38	113 BEAUVILLIERS, Anne
34	54	10,60	5,0943	31,3565	52,26	154 PITOTAIMARETTI, Robert
35	49	9,98	4,9098	30,2208	50,37	36 ASTORG, Gérard
36	57	12,11	4,7069	28,9715	48,29	107 PHONG, Roger
37	57	12,42	4,5894	28,2484	47,08	136 DEITSCH, Olivier
38	56	13,16	4,2553	26,1922	43,65	173 MELINE, Damien
39	59	13,88	4,2507	26,1639	43,61	65 RIEDI, Serenella
40	55	13,02	4,2243	26,0011	43,34	158 HUET, Michel
41	56	13,65	4,1026	25,2520	42,09	152 MEUNIER, Gerard
42	59	14,97	3,9412	24,2589	40,43	106 SALOMON, Jean-Francis
43	54	13,85	3,8989	23,9985	40,00	37 CORNUT, Pierre
44	56	16,35	3,4251	21,0819	35,14	88 NOWAK, Hubert
45	54	16,33	3,3068	20,3539	33,92	38 LAUREMBOURLE, Jacques
46	39	12,60	3,0952	19,0517	31,75	60 SCHIER, Hanno

OPEN -- Overall Stage Results

Master's Tir Club France

Printed mai 31, 2011 at 9:51



Stage 10 --

	PTS	TIME	HIT FACTOR	STAGE POINTS	STAGE PERCENT	COMPETITOR # Name
47	50	16,41	3,0469	18,7543	31,26	64 KEANEY, Paul
48	23	8,15	2,8221	17,3704	28,95	121 PENALVAPASQUET, Pierre-Jean
49	34	12,71	2,6751	16,4655	27,44	72 ANGLADE, Jean-Paul
50	55	24,82	2,2160	13,6396	22,73	54 HUGUENIN, Sylvie
51	58	31,46	1,8436	11,3477	18,91	53 BRUNET, Gérard

STANDARD -- Overall Stage Results

Master's Tir Club France

Printed mai 31, 2011 at 9:51



Stage 10 --

	PTS	TIME	HIT FACTOR	STAGE POINTS	STAGE PERCENT	COMPETITOR # Name
1	53	7,37	7,1913	60,0000	100,00	23 POIRET, Jerome
2	56	7,84	7,1429	59,5957	99,33	67 KÜNZLER, Oliver
3	55	8,02	6,8579	57,2178	95,36	159 CARTIER, Serge
4	53	7,84	6,7602	56,4031	94,01	26 BEAUNIER, François
5	54	8,40	6,4286	53,6361	89,39	48 HOUPERT, Emmanuel
6	58	9,15	6,3388	52,8871	88,15	28 CARRIER, Philippe
7	41	6,48	6,3272	52,7900	87,98	9 BOIT, Julien
8	58	9,33	6,2165	51,8668	86,44	143 CARTOUX, David
9	48	7,83	6,1303	51,1473	85,25	63 BROSCHE, Hampi
10	52	8,49	6,1249	51,1021	85,17	44 HAUBOURDIN, Jean-Claude
11	59	9,65	6,1140	51,0114	85,02	83 COKAIKO, Michel
12	54	9,01	5,9933	50,0048	83,34	11 GUILLAUME, Bertrand
13	50	8,35	5,9880	49,9605	83,27	22 LACROIX, Christian
14	58	10,01	5,7942	48,3434	80,57	49 MARTINPRIVAT, Pierre
15	52	9,17	5,6707	47,3126	78,85	34 EVESQUE, Michel
16	54	10,18	5,3045	44,2577	73,76	120 VANDAL, Olivier
17	56	10,76	5,2045	43,4229	72,37	45 MANT, Patrick
18	57	11,56	4,9308	41,1396	68,57	174 STECKLER, Philippe
19	57	11,59	4,9180	41,0331	68,39	111 SEIGNEUR, Daniel
20	59	12,07	4,8882	40,7838	67,97	184 MANSCHING, Michel
21	56	11,57	4,8401	40,3829	67,30	35 WEBER, Didier
22	56	11,60	4,8276	40,2785	67,13	161 PERROT, Laurent
23	43	9,26	4,6436	38,7436	64,57	151 RACLOT, Gérard
24	52	11,20	4,6429	38,7372	64,56	93 GOIBEAULT, Pascal
25	56	12,13	4,6167	38,5186	64,20	177 FILLATRE, David
26	54	11,77	4,5879	38,2790	63,80	160 GOY, Philippe
27	54	11,92	4,5302	37,7973	63,00	193 LACOUR, Christophe
28	55	12,26	4,4861	37,4296	62,38	56 PHILIPPE, Fabrice
29	54	12,62	4,2789	35,7007	59,50	74 BONINI, Maurizo
30	39	9,12	4,2763	35,6790	59,46	27 COLOMBINI, Jean-Pierre
31	58	13,96	4,1547	34,6645	57,77	110 CABRERIZO, Alain
32	44	11,71	3,7575	31,3501	52,25	185 TREUSSARD, Francois
33	56	15,46	3,6223	30,2219	50,37	29 PRIEUR, Gregory
34	42	12,34	3,4036	28,3973	47,33	137 LAPP, Pascal
35	53	16,16	3,2797	27,3639	45,61	71 FELT, Olivier
36	44	13,95	3,1541	26,3161	43,86	41 GOUTTEBESSIS, Francis
37	55	17,94	3,0658	25,5790	42,63	182 DUTOUR, Maurice
38	24	8,17	2,9376	24,5094	40,85	16 GERARD, Joel
39	50	17,19	2,9087	24,2682	40,45	178 PEGEOT, Rene
40	38	13,10	2,9008	24,2022	40,34	150 RUFFIOT, Christian

PRODUCTION -- Overall Stage Results

Master's Tir Club France

Printed mai 31, 2011 at 9:51



Stage 10 --

	PTS	TIME	HIT FACTOR	STAGE POINTS	STAGE PERCENT	COMPETITOR # Name
1	60	7,79	7,7022	60,0000	100,00	8 GUICHARD, Louis
2	50	7,54	6,6313	51,6578	86,10	25 VEZIAT, Pierre
3	56	8,54	6,5574	51,0820	85,14	3 DAGUENEL, Laëtitia
4	56	8,75	6,4000	49,8560	83,09	68 BINDER, Thomas
5	54	8,75	6,1714	48,0754	80,13	180 MELEY, Philippe
6	52	8,51	6,1105	47,6005	79,33	14 MERCHICA, Philippe
7	50	8,23	6,0753	47,3269	78,88	166 CARDOT, Thierry
8	56	9,42	5,9448	46,3100	77,18	128 SAGON, Aurelien
9	54	9,40	5,7447	44,7511	74,59	125 BURGADA, Laurent
10	48	8,40	5,7143	44,5143	74,19	124 BERNE, Yannick
11	48	8,45	5,6805	44,2509	73,75	24 BACULARD, Patrick
12	56	10,02	5,5888	43,5369	72,56	75 GRANDE, Freddy
13	54	9,84	5,4878	42,7500	71,25	165 UJEVIC, Christophe
14	56	10,21	5,4848	42,7267	71,21	13 VIAUD, Jean-Michel
15	52	9,75	5,3333	41,5467	69,24	98 TRANCA, Germano
16	52	9,82	5,2953	41,2505	68,75	122 MORIN, Patrick
17	50	9,45	5,2910	41,2169	68,69	21 GASSAMA, Gabriel
18	52	9,99	5,2052	40,5485	67,58	196 BRUTTO, Fabrice
19	48	9,26	5,1836	40,3801	67,30	164 FARKAS, Jean
20	46	9,01	5,1054	39,7714	66,29	31 GAL, Didier
21	54	10,74	5,0279	39,1676	65,28	81 PLATEUS, Raymond
22	50	9,97	5,0150	39,0672	65,11	114 DEBELLE, Thomas
23	48	9,64	4,9793	38,7884	64,65	108 GRANDGÉRARD, Hervé
24	52	10,57	4,9196	38,3236	63,87	139 WELTER, Tony
25	54	11,02	4,9002	38,1724	63,62	130 CLIN, Robert
26	58	12,09	4,7974	37,3714	62,29	80 DARTOIS, Jean
27	56	11,70	4,7863	37,2855	62,14	99 VULEVIC, Nenad
28	56	11,81	4,7417	36,9382	61,56	95 SAUTEL, Philip
29	46	9,71	4,7374	36,9042	61,51	145 TROUMP, Bérengère
30	60	12,73	4,7133	36,7164	61,19	194 GOUGIS, Rémi
31	54	11,76	4,5918	35,7704	59,62	84 COURAULT, Pascal
32	50	10,95	4,5662	35,5708	59,28	192 DELOBRE, Frédéric
33	44	9,70	4,5361	35,3361	58,89	198 HAGE, Bruno
34	56	12,41	4,5125	35,1523	58,59	179 MAION, Jacques
35	41	9,12	4,4956	35,0208	58,37	73 CROUZET, Stephane
36	58	12,95	4,4788	34,8896	58,15	7 LAVERGNE, Mathieu
37	50	11,23	4,4524	34,6839	57,81	78 CAUDERLIER, Christian
38	48	10,81	4,4403	34,5902	57,65	146 VACCHINO, Nicolas
39	37	8,36	4,4258	34,4773	57,46	76 DONOT, Marc
40	54	12,35	4,3725	34,0615	56,77	116 JONDREVILLE, Dominique
41	52	12,09	4,3011	33,5054	55,84	61 HILBIG, Karl-Heinz
42	42	9,95	4,2211	32,8824	54,80	105 DUJARDIN, Yves
43	46	11,00	4,1818	32,5764	54,29	77 LAMBRECHTS, Alain
44	41	9,90	4,1414	32,2616	53,77	187 MAILLOT, Julien
45	52	13,30	3,9098	30,4571	50,76	195 GOUGIS, Christophe
46	54	14,15	3,8163	29,7286	49,55	148 FREDEZ, Jean-Maurice

PRODUCTION -- Overall Stage Results

Master's Tir Club France

Printed mai 31, 2011 at 9:51




Stage 10 --

	PTS	TIME	HIT FACTOR	STAGE POINTS	STAGE PERCENT	COMPETITOR # Name
47	46	12,06	3,8143	29,7131	49,52	58 BIZET, Mathias
48	44	12,02	3,6606	28,5158	47,53	101 HUMILIER, Nicolas
49	52	14,22	3,6568	28,4866	47,48	183 DOS-SANTOS, Carlo
50	42	11,65	3,6052	28,0841	46,81	186 NYCZ, Margaux
51	54	15,00	3,6000	28,0440	46,74	135 SIMSON, James
52	56	15,69	3,5692	27,8037	46,34	172 GIACOMETTI, Christian
53	50	14,32	3,4916	27,1997	45,33	140 WOHNER, Jean-Philippe
54	46	13,20	3,4848	27,1470	45,24	104 BUFFIN, Dominique
55	50	14,40	3,4722	27,0486	45,08	87 BRUSON, Laurent
56	35	10,44	3,3525	26,1159	43,53	91 POLF, Romain
57	52	15,71	3,3100	25,7849	42,97	46 MANT, Alexandra
58	58	17,97	3,2276	25,1430	41,91	103 BOUTIN, Hervé
59	31	10,42	2,9750	23,1756	38,63	197 RANGOLE, Hervé
60	56	18,85	2,9708	23,1427	38,57	176 FAVIER, Noel
61	50	17,07	2,9291	22,8178	38,03	123 NEVEU, Gaylord
62	44	15,06	2,9216	22,7596	37,93	102 TOURNIER, Francois-Marie
63	50	18,15	2,7548	21,4601	35,77	126 HUGUET, Laurent
64	48	17,70	2,7119	21,1254	35,21	133 GUILLOT, Patrick
65	37	13,72	2,6968	21,0080	35,01	55 LARIBE, Christophe
66	27	10,21	2,6445	20,6004	34,33	52 BOURSAULT, François
67	46	17,83	2,5799	20,0976	33,50	175 COSTANTINI, Jean-Jacques
68	56	23,95	2,3382	18,2146	30,36	97 LEFEBVRE, Lionel
69	22	10,18	2,1611	16,8350	28,06	163 DAGUENEL, Didier
70	48	24,62	1,9496	15,1877	25,31	170 DEMARCY, Denis
71	0	0,00	0,0000	0,0000	0,00	57 VENTRIN, Guy

REVOLVER (STANDARD) -- Overall Stage Results

Master's Tir Club France

Printed mai 31, 2011 at 9:51



Stage 10 --

	PTS	TIME	HIT FACTOR	STAGE POINTS	STAGE PERCENT	COMPETITOR # Name
1	59	12,77	4,6202	60,0000	100,00	90 DECARPIGNIES, Pascal
2	54	14,97	3,6072	46,8449	78,07	86 BAILLET, Jean-Francois
3	60	20,40	2,9412	38,1954	63,66	89 WOLAN, Joseph
4	59	20,57	2,8683	37,2484	62,08	85 JOBARD, Philippe
5	35	21,48	1,6294	21,1604	35,27	59 BIZET, Sandrine

OPEN -- Overall Stage Results

Master's Tir Club France

Printed mai 31, 2011 at 9:51



Stage 11 --

	PTS	TIME	HIT FACTOR	STAGE POINTS	STAGE PERCENT	COMPETITOR # Name
1	45	3,51	12,8205	45,0000	100,00	1 GRAUFFEL, Eric
2	45	4,22	10,6635	37,4289	83,18	62 SCHNEIDER, Patrik
3	40	3,83	10,4439	36,6580	81,46	2 OBRIOT, Emile
4	45	4,59	9,8039	34,4118	76,47	33 DESAGNEAUX, Jean-Luc
5	45	4,66	9,6567	33,8949	75,32	19 TARRADE, Alain
6	43	4,50	9,5556	33,5400	74,53	32 DAZZI, Georges
7	44	4,71	9,3418	32,7898	72,87	47 DA-COSTA, Patrice
8	38	4,09	9,2910	32,6112	72,47	20 BALESII, Daniel
9	41	4,66	8,7983	30,8820	68,63	4 DECHESSE, Laurent
10	41	4,77	8,5954	30,1698	67,04	66 HAAS, Peter
11	45	5,33	8,4428	29,6341	65,85	18 GIBERT, Philippe
12	44	5,31	8,2863	29,0847	64,63	117 MONTARGOT, Renaud
13	44	5,32	8,2707	29,0301	64,51	5 QUERTINIER, Stéphane
14	44	5,44	8,0882	28,3897	63,09	119 VILLET, Bruno
15	45	5,78	7,7855	27,3270	60,73	121 PENALVAPASQUET, Pierre-Jean
16	44	5,80	7,5862	26,6276	59,17	141 CZYKAJLO, Jerome
17	44	5,88	7,4830	26,2653	58,37	188 LOPEZ, Christophe
18	43	5,85	7,3504	25,8000	57,33	109 PICARD, Nicolas
19	45	6,16	7,3052	25,6412	56,98	82 DEFGNEE, Alphonse
20	44	6,11	7,2013	25,2766	56,17	171 ESCHENBRENNER, Pascal
21	44	6,14	7,1661	25,1531	55,90	154 PITOTAIMARETTI, Robert
22	44	6,15	7,1545	25,1122	55,80	64 KEANEY, Paul
23	45	6,31	7,1315	25,0317	55,63	69 ZANARDI, Annamaria
24	45	6,47	6,9552	24,4127	54,25	37 CORNUT, Pierre
25	45	6,55	6,8702	24,1145	53,59	155 FROMAJOT, Philippe
26	30	4,46	6,7265	23,6099	52,47	134 PITOTAIMARETTI, Christophe
27	45	6,73	6,6865	23,4695	52,15	17 OBRIOT, Thierry
28	44	6,68	6,5868	23,1198	51,38	149 FLEURY, Lionel
29	42	6,42	6,5421	22,9626	51,03	181 WINKLER, Oliver
30	44	6,84	6,4327	22,5789	50,18	162 DESAUGERE, Jean-François
31	44	7,02	6,2678	22,0000	48,89	113 BEAUVILLIERS, Anne
32	45	7,36	6,1141	21,4606	47,69	38 LAUREMBOURLE, Jacques
33	33	5,54	5,9567	20,9079	46,46	6 ALTUNA, Denis
34	45	8,10	5,5556	19,5000	43,33	65 RIEDI, Serenella
35	30	5,94	5,0505	17,7273	39,39	158 HUET, Michel
36	30	6,10	4,9180	17,2623	38,36	147 VERDON, James
37	25	5,65	4,4248	15,5310	34,51	142 LELEU, Christian
38	32	8,29	3,8601	13,5489	30,11	107 PHONG, Roger
39	20	5,58	3,5842	12,5806	27,96	36 ASTORG, Gérard
40	44	13,00	3,3846	11,8800	26,40	152 MEUNIER, Gerard
41	34	10,35	3,2850	11,5304	25,62	30 OGANESIAN, Sargis
42	42	13,72	3,0612	10,7449	23,88	106 SALOMON, Jean-Francis
43	43	14,71	2,9232	10,2604	22,80	53 BRUNET, Gérard
44	20	7,49	2,6702	9,3725	20,83	136 DEITSCH, Olivier
45	41	16,18	2,5340	8,8943	19,77	88 NOWAK, Hubert
46	39	15,99	2,4390	8,5610	19,02	189 RENOUX, Gilles

OPEN -- Overall Stage Results

Master's Tir Club France

Printed mai 31, 2011 at 9:51



Stage 11 --

	PTS	TIME	HIT FACTOR	STAGE POINTS	STAGE PERCENT	COMPETITOR # Name
47	42	17,29	2,4291	8,5263	18,95	54 HUGUENIN, Sylvie
48	16	8,05	1,9876	6,9764	15,50	138 NOEL, Francis
49	9	11,01	0,8174	2,8692	6,38	60 SCHIER, Hanno
50	5	9,08	0,5507	1,9328	4,30	72 ANGLADE, Jean-Paul
51	1	8,45	0,1183	0,4154	0,92	173 MELINE, Damien

STANDARD -- Overall Stage Results

Master's Tir Club France

Printed mai 31, 2011 at 9:51



Stage 11 --

	PTS	TIME	HIT FACTOR	STAGE POINTS	STAGE PERCENT	COMPETITOR # Name
1	41	4,75	8,6316	45,0000	100,00	11 GUILLAUME, Bertrand
2	43	5,04	8,5317	44,4795	98,84	16 GERARD, Joel
3	45	5,82	7,7320	40,3099	89,58	22 LACROIX, Christian
4	43	5,61	7,6649	39,9602	88,80	63 BROSCHE, Hampi
5	45	6,05	7,4380	38,7775	86,17	83 COKAIKO, Michel
6	43	5,94	7,2391	37,7402	83,87	44 HAUBOURDIN, Jean-Claude
7	25	3,57	7,0028	36,5085	81,13	9 BOIT, Julien
8	45	6,60	6,8182	35,5460	78,99	143 CARTOUX, David
9	42	6,25	6,7200	35,0341	77,85	29 PRIEUR, Gregory
10	42	6,28	6,6879	34,8668	77,48	111 SEIGNEUR, Daniel
11	43	6,48	6,6358	34,5952	76,88	26 BEAUNIER, François
12	40	6,09	6,5681	34,2425	76,09	120 VANDAL, Olivier
13	44	6,78	6,4897	33,8334	75,19	45 MANT, Patrick
14	44	7,50	5,8667	30,5854	67,97	185 TREUSSARD, Francois
15	42	7,21	5,8252	30,3694	67,49	160 GOY, Philippe
16	40	6,93	5,7720	30,0919	66,87	28 CARRIER, Philippe
17	34	5,92	5,7432	29,9419	66,54	23 POIRET, Jerome
18	45	7,84	5,7398	29,9239	66,50	49 MARTINPRIVAT, Pierre
19	34	6,44	5,2795	27,5242	61,16	159 CARTIER, Serge
20	43	8,28	5,1932	27,0745	60,17	193 LACOUR, Christophe
21	44	8,49	5,1826	27,0189	60,04	110 CABRERIZO, Alain
22	44	8,53	5,1583	26,8922	59,76	184 MANSCHING, Michel
23	26	5,28	4,9242	25,6721	57,05	34 EVESQUE, Michel
24	41	8,78	4,6697	24,3451	54,10	56 PHILIPPE, Fabrice
25	42	9,50	4,4211	23,0488	51,22	35 WEBER, Didier
26	34	7,79	4,3646	22,7543	50,57	27 COLOMBINI, Jean-Pierre
27	43	10,26	4,1910	21,8496	48,55	177 FILLATRE, David
28	29	6,96	4,1667	21,7226	48,27	151 RACLOT, Gérard
29	42	10,62	3,9548	20,6180	45,82	174 STECKLER, Philippe
30	32	9,63	3,3229	17,3239	38,50	161 PERROT, Laurent
31	18	6,30	2,8571	14,8955	33,10	48 HOUPERT, Emmanuel
32	19	7,24	2,6243	13,6816	30,40	41 GOUTTEBESSIS, Francis
33	20	8,89	2,2497	11,7287	26,06	71 FELT, Olivier
34	14	8,23	1,7011	8,8685	19,71	150 RUFFIOT, Christian
35	41	24,82	1,6519	8,6120	19,14	178 PEGEOT, Rene
36	20	14,11	1,4174	7,3897	16,42	74 BONINI, Maurizio
37	14	11,52	1,2153	6,3357	14,08	182 DUTOUR, Maurice
38	8	8,12	0,9852	5,1364	11,41	93 GOIBEAULT, Pascal
39	6	6,87	0,8734	4,5532	10,12	67 KÜNZLER, Oliver
40	2	9,63	0,2077	1,0827	2,41	137 LAPP, Pascal

PRODUCTION -- Overall Stage Results

Master's Tir Club France

Printed mai 31, 2011 at 9:51



Stage 11 --

	PTS	TIME	HIT FACTOR	STAGE POINTS	STAGE PERCENT	COMPETITOR # Name
1	45	4,87	9,2402	45,0000	100,00	3 DAGUENEL, Laëtitia
2	41	4,63	8,8553	43,1253	95,83	7 LAVERGNE, Mathieu
3	43	5,19	8,2852	40,3487	89,66	76 DONOT, Marc
4	45	5,51	8,1670	39,7731	88,38	125 BURGADA, Laurent
5	45	5,90	7,6271	37,1441	82,54	24 BACULARD, Patrick
6	35	4,79	7,3069	35,5845	79,08	8 GUICHARD, Louis
7	43	6,03	7,1310	34,7280	77,17	130 CLIN, Robert
8	45	6,59	6,8285	33,2549	73,90	13 VIAUD, Jean-Michel
9	41	6,27	6,5391	31,8453	70,77	180 MELEY, Philippe
10	37	5,72	6,4685	31,5017	70,00	31 GAL, Didier
11	45	6,98	6,4470	31,3968	69,77	164 FARKAS, Jean
12	43	6,79	6,3328	30,8409	68,54	81 PLATEUS, Raymond
13	45	7,23	6,2241	30,3112	67,36	197 RANGOLE, Hervé
14	43	6,98	6,1605	30,0014	66,67	61 HILBIG, Karl-Heinz
15	39	6,34	6,1514	29,9574	66,57	114 DEBELLE, Thomas
16	39	6,38	6,1129	29,7696	66,15	14 MERCHICA, Philippe
17	43	7,06	6,0907	29,6615	65,91	135 SIMSON, James
18	45	7,48	6,0160	29,2981	65,11	105 DUJARDIN, Yves
19	39	6,49	6,0092	29,2650	65,03	196 BRUTTO, Fabrice
20	33	5,57	5,9246	28,8528	64,12	68 BINDER, Thomas
21	43	7,50	5,7333	27,9213	62,05	133 GUILLOT, Patrick
22	43	7,50	5,7333	27,9213	62,05	187 MAILLOT, Julien
23	43	7,50	5,7333	27,9213	62,05	80 DARTOIS, Jean
24	43	7,50	5,7333	27,9213	62,05	99 VULEVIC, Nenad
25	43	7,51	5,7257	27,8842	61,96	87 BRUSON, Laurent
26	41	7,25	5,6552	27,5407	61,20	198 HAGE, Bruno
27	43	7,66	5,6136	27,3381	60,75	95 SAUTEL, Philip
28	43	7,87	5,4638	26,6086	59,13	78 CAUDERLIER, Christian
29	45	8,26	5,4479	26,5315	58,96	165 UJEVIC, Christophe
30	43	7,92	5,4293	26,4407	58,76	146 VACCHINO, Nicolas
31	41	7,60	5,3947	26,2724	58,38	116 JONDREVILLE, Dominique
32	43	8,23	5,2248	25,4447	56,54	194 GOUGIS, Rémi
33	43	8,48	5,0708	24,6946	54,88	124 BERNE, Yannick
34	43	8,67	4,9596	24,1534	53,67	84 COURAULT, Pascal
35	45	9,08	4,9559	24,1355	53,63	145 TROUMP, Bérengère
36	41	8,37	4,8984	23,8554	53,01	172 GIACOMETTI, Christian
37	31	6,64	4,6687	22,7364	50,53	75 GRANDE, Freddy
38	37	8,15	4,5399	22,1092	49,13	163 DAGUENEL, Didier
39	45	9,93	4,5317	22,0695	49,04	123 NEVEU, Gaylord
40	43	9,58	4,4885	21,8591	48,58	148 FREDEZ, Jean-Maurice
41	35	7,82	4,4757	21,7967	48,44	179 MAION, Jacques
42	29	6,65	4,3609	21,2376	47,19	25 VEZIAT, Pierre
43	37	8,51	4,3478	21,1739	47,05	126 HUGUET, Laurent
44	35	8,07	4,3371	21,1214	46,94	140 WOHNER, Jean-Philippe
45	45	10,45	4,3062	20,9713	46,60	97 LEFEBVRE, Lionel
46	43	10,24	4,1992	20,4502	45,44	46 MANT, Alexandra

PRODUCTION -- Overall Stage Results

Master's Tir Club France

Printed mai 31, 2011 at 9:51



Stage 11 --

	PTS	TIME	HIT FACTOR	STAGE POINTS	STAGE PERCENT	COMPETITOR # Name
47	41	10,35	3,9614	19,2918	42,87	122 MORIN, Patrick
48	37	9,59	3,8582	18,7894	41,75	139 WELTER, Tony
49	41	11,59	3,5375	17,2278	38,28	102 TOURNIER, Francois-Marie
50	33	9,56	3,4519	16,8107	37,36	108 GRANDGÉRARD, Hervé
51	31	9,71	3,1926	15,5479	34,55	186 NYCZ, Margaux
52	31	10,13	3,0602	14,9033	33,12	55 LARIBE, Christophe
53	35	11,95	2,9289	14,2636	31,70	103 BOUTIN, Hervé
54	31	10,72	2,8918	14,0830	31,30	104 BUFFIN, Dominique
55	16	5,55	2,8829	14,0396	31,20	91 POLF, Romain
56	18	6,45	2,7907	13,5907	30,20	98 TRANCA, Germano
57	45	16,27	2,7658	13,4696	29,93	195 GOUGIS, Christophe
58	16	5,80	2,7586	13,4345	29,85	166 CARDOT, Thierry
59	21	7,98	2,6316	12,8158	28,48	73 CROUZET, Stephane
60	39	15,00	2,6000	12,6620	28,14	175 COSTANTINI, Jean-Jacques
61	39	15,06	2,5896	12,6116	28,03	176 FAVIER, Noel
62	41	22,11	1,8544	9,0308	20,07	101 HUMILIER, Nicolas
63	20	12,88	1,5528	7,5621	16,80	192 DELOBRE, Frédéric
64	13	9,10	1,4286	6,9571	15,46	52 BOURSAULT, François
65	12	9,41	1,2752	6,2104	13,80	183 DOS-SANTOS, Carlo
66	6	5,59	1,0733	5,2272	11,62	128 SAGON, Aurelien
67	0	9,37	0,0000	0,0000	0,00	77 LAMBRECHTS, Alain
68	0	6,01	0,0000	0,0000	0,00	21 GASSAMA, Gabriel
69	0	9,42	0,0000	0,0000	0,00	170 DEMARCY, Denis
70	0	9,28	0,0000	0,0000	0,00	58 BIZET, Mathias
71	0	0,00	0,0000	0,0000	0,00	57 VENTRIN, Guy

REVOLVER (STANDARD) -- Overall Stage Results

Master's Tir Club France

Printed mai 31, 2011 at 9:51



Stage 11 --

	PTS	TIME	HIT FACTOR	STAGE POINTS	STAGE PERCENT	COMPETITOR # Name
1	44	8,48	5,1887	45,0000	100,00	86 BAILLET, Jean-Francois
2	43	8,95	4,8045	41,6679	92,60	90 DECARPIGNIES, Pascal
3	43	11,64	3,6942	32,0384	71,20	89 WOLAN, Joseph
4	42	12,04	3,4884	30,2537	67,23	85 JOBARD, Philippe
5	44	14,05	3,1317	27,1601	60,36	59 BIZET, Sandrine

OPEN -- Overall Stage Results

Master's Tir Club France

Printed mai 31, 2011 at 9:51



Stage 12 --

	PTS	TIME	HIT FACTOR	STAGE POINTS	STAGE PERCENT	COMPETITOR # Name
1	76	7,10	10,7042	80,0000	100,00	1 GRAUFFEL, Eric
2	73	7,99	9,1364	68,2827	85,35	2 OBRIOT, Emile
3	80	9,60	8,3333	62,2807	77,85	62 SCHNEIDER, Patrik
4	72	8,94	8,0537	60,1907	75,24	134 PITOTAIMARETTI, Christophe
5	72	9,07	7,9383	59,3280	74,16	17 OBRIOT, Thierry
6	76	10,30	7,3786	55,1456	68,93	19 TARRADE, Alain
7	76	10,73	7,0829	52,9357	66,17	18 GIBERT, Philippe
8	77	11,03	6,9810	52,1735	65,22	47 DA-COSTA, Patrice
9	74	10,83	6,8329	51,0667	63,83	5 QUERTINIER, Stéphane
10	76	11,33	6,7079	50,1324	62,67	158 HUET, Michel
11	76	11,34	6,7019	50,0882	62,61	181 WINKLER, Oliver
12	69	10,31	6,6925	50,0179	62,52	20 BALESI, Daniel
13	75	11,65	6,4378	48,1138	60,14	33 DESAGNEAUX, Jean-Luc
14	75	11,84	6,3345	47,3417	59,18	82 DEFGNEE, Alphonse
15	76	12,18	6,2397	46,6338	58,29	4 DECHESE, Laurent
16	70	11,34	6,1728	46,1339	57,67	6 ALTUNA, Denis
17	73	11,83	6,1708	46,1183	57,65	32 DAZZI, Georges
18	79	13,14	6,0122	44,9331	56,17	119 VILLET, Bruno
19	80	13,75	5,8182	43,4833	54,35	30 OGANESIAN, Sargis
20	73	12,58	5,8029	43,3688	54,21	152 MEUNIER, Gerard
21	73	12,64	5,7753	43,1629	53,95	121 PENALVAPASQUET, Pierre-Jean
22	73	12,88	5,6677	42,3586	52,95	117 MONTARGOT, Renaud
23	72	12,81	5,6206	42,0067	52,51	149 FLEURY, Lionel
24	74	13,18	5,6146	41,9615	52,45	38 LAUREMBOURLE, Jacques
25	61	10,94	5,5759	41,6723	52,09	64 KEANEY, Paul
26	73	13,92	5,2443	39,1939	48,99	141 CZYKAJLO, Jerome
27	71	13,59	5,2244	39,0457	48,81	147 VERDON, James
28	72	13,86	5,1948	38,8243	48,53	171 ESCHENBRENNER, Pascal
29	75	15,23	4,9245	36,8041	46,01	188 LOPEZ, Christophe
30	77	15,68	4,9107	36,7011	45,88	155 FROMAJOT, Philippe
31	70	14,46	4,8409	36,1797	45,22	138 NOEL, Francis
32	75	15,69	4,7801	35,7251	44,66	37 CORNUT, Pierre
33	71	15,06	4,7145	35,2345	44,04	69 ZANARDI, Annamaria
34	77	16,52	4,6610	34,8350	43,54	66 HAAS, Peter
35	55	12,43	4,4248	33,0694	41,34	109 PICARD, Nicolas
36	73	17,83	4,0942	30,5989	38,25	113 BEAUVILLIERS, Anne
37	75	18,67	4,0171	30,0228	37,53	65 RIEDI, Serenella
38	65	16,38	3,9683	29,6575	37,07	136 DEITSCH, Olivier
39	61	15,39	3,9636	29,6228	37,03	36 ASTORG, Gérard
40	59	15,56	3,7918	28,3385	35,42	162 DESAUGERE, Jean-François
41	74	21,05	3,5154	26,2733	32,84	106 SALOMON, Jean-Francis
42	40	12,76	3,1348	23,4285	29,29	142 LELEU, Christian
43	71	26,75	2,6542	19,8367	24,80	107 PHONG, Roger
44	47	19,80	2,3737	17,7406	22,18	88 NOWAK, Hubert
45	41	18,09	2,2664	16,9387	21,17	154 PITOTAIMARETTI, Robert
46	58	25,70	2,2568	16,8667	21,08	189 RENOUX, Gilles

OPEN -- Overall Stage Results

Master's Tir Club France

Printed mai 31, 2011 at 9:51



Stage 12 --

	PTS	TIME	HIT FACTOR	STAGE POINTS	STAGE PERCENT	COMPETITOR # Name
47	70	45,94	1,5237	11,3879	14,23	54 HUGUENIN, Sylvie
48	31	22,90	1,3537	10,1172	12,65	60 SCHIER, Hanno
49	29	22,87	1,2680	9,4769	11,85	72 ANGLADE, Jean-Paul
50	74	59,81	1,2373	9,2468	11,56	53 BRUNET, Gérard
51	0	18,96	0,0000	0,0000	0,00	173 MELINE, Damien

STANDARD -- Overall Stage Results

Master's Tir Club France

Printed mai 31, 2011 at 9:51



Stage 12 --

	PTS	TIME	HIT FACTOR	STAGE POINTS	STAGE PERCENT	COMPETITOR # Name
1	79	10,58	7,4669	80,0000	100,00	9 BOIT, Julien
2	69	10,85	6,3594	68,1346	85,17	67 KÜNZLER, Oliver
3	78	12,46	6,2600	67,0695	83,84	83 COKAIKO, Michel
4	69	12,18	5,6650	60,6946	75,87	63 BROSCHE, Hampi
5	75	13,77	5,4466	58,3547	72,94	29 PRIEUR, Gregory
6	76	14,06	5,4054	57,9131	72,39	16 GERARD, Joel
7	72	13,34	5,3973	57,8263	72,28	22 LACROIX, Christian
8	73	13,99	5,2180	55,9054	69,88	151 RACLOT, Gérard
9	73	14,00	5,2143	55,8655	69,83	161 PERROT, Laurent
10	75	14,58	5,1440	55,1128	68,89	23 POIRET, Jerome
11	72	14,41	4,9965	53,5324	66,92	143 CARTOUX, David
12	74	15,76	4,6954	50,3065	62,88	177 FILLATRE, David
13	73	15,62	4,6735	50,0715	62,59	26 BEAUNIER, François
14	68	14,58	4,6639	49,9689	62,46	28 CARRIER, Philippe
15	72	15,95	4,5141	48,3638	60,45	34 EVESQUE, Michel
16	76	16,98	4,4759	47,9540	59,94	184 MANSCHING, Michel
17	71	15,98	4,4431	47,6025	59,50	159 CARTIER, Serge
18	60	14,69	4,0844	43,7601	54,70	71 FELT, Olivier
19	60	14,95	4,0134	42,9990	53,75	45 MANT, Patrick
20	61	15,38	3,9662	42,4935	53,12	44 HAUBOURDIN, Jean-Claude
21	60	15,48	3,8760	41,5268	51,91	93 GOIBEAULT, Pascal
22	71	18,78	3,7806	40,5053	50,63	35 WEBER, Didier
23	57	15,44	3,6917	39,5527	49,44	120 VANDAL, Olivier
24	44	11,99	3,6697	39,3172	49,15	11 GUILLAUME, Bertrand
25	74	20,68	3,5783	38,3380	47,92	110 CABRERIZO, Alain
26	58	20,07	2,8899	30,9620	38,70	111 SEIGNEUR, Daniel
27	38	13,49	2,8169	30,1801	37,73	27 COLOMBINI, Jean-Pierre
28	77	28,55	2,6970	28,8957	36,12	185 TREUSSARD, Francois
29	70	26,28	2,6636	28,5378	35,67	193 LACOUR, Christophe
30	56	21,21	2,6403	28,2876	35,36	174 STECKLER, Philippe
31	60	23,46	2,5575	27,4013	34,25	56 PHILIPPE, Fabrice
32	56	22,87	2,4486	26,2344	32,79	49 MARTINPRIVAT, Pierre
33	52	21,53	2,4152	25,8766	32,35	150 RUFFIOT, Christian
34	28	13,67	2,0483	21,9451	27,43	48 HOUPERT, Emmanuel
35	44	21,91	2,0082	21,5159	26,89	160 GOY, Philippe
36	55	29,54	1,8619	19,9481	24,94	178 PEGEOT, Rene
37	34	18,99	1,7904	19,1824	23,98	137 LAPP, Pascal
38	35	29,44	1,1889	12,7373	15,92	182 DUTOUR, Maurice
39	25	21,79	1,1473	12,2922	15,37	74 BONINI, Maurizio
40	14	16,24	0,8621	9,2361	11,55	41 GOUTTEBESSIS, Francis

PRODUCTION -- Overall Stage Results

Master's Tir Club France

Printed mai 31, 2011 at 9:51



Stage 12 --

	PTS	TIME	HIT FACTOR	STAGE POINTS	STAGE PERCENT	COMPETITOR # Name
1	68	12,07	5,6338	80,0000	100,00	180 MELEY, Philippe
2	70	12,64	5,5380	78,6392	98,30	31 GAL, Didier
3	70	12,85	5,4475	77,3541	96,69	7 LAVERGNE, Mathieu
4	66	12,44	5,3055	75,3376	94,17	8 GUICHARD, Louis
5	74	13,95	5,3047	75,3262	94,16	3 DAGUENEL, Laëtitia
6	76	14,52	5,2342	74,3251	92,91	125 BURGADA, Laurent
7	74	14,37	5,1496	73,1246	91,41	24 BACULARD, Patrick
8	78	15,37	5,0748	72,0625	90,08	14 MERCHICA, Philippe
9	54	10,70	5,0467	71,6636	89,58	166 CARDOT, Thierry
10	74	15,01	4,9300	70,0067	87,51	81 PLATEUS, Raymond
11	68	14,21	4,7854	67,9521	84,94	76 DONOT, Marc
12	74	15,49	4,7773	67,8373	84,80	124 BERNE, Yannick
13	72	15,39	4,6784	66,4327	83,04	13 VIAUD, Jean-Michel
14	76	16,27	4,6712	66,3307	82,91	75 GRANDE, Freddy
15	78	16,74	4,6595	66,1649	82,71	130 CLIN, Robert
16	66	14,37	4,5929	65,2192	81,52	68 BINDER, Thomas
17	68	14,97	4,5424	64,5023	80,63	164 FARKAS, Jean
18	58	12,91	4,4926	63,7955	79,74	25 VEZIAT, Pierre
19	66	15,61	4,2281	60,0384	75,05	165 UJEVIC, Christophe
20	72	17,73	4,0609	57,6650	72,08	195 GOUGIS, Christophe
21	64	15,91	4,0226	57,1213	71,40	114 DEBELLE, Thomas
22	72	17,93	4,0156	57,0218	71,28	84 COURAULT, Pascal
23	64	16,50	3,8788	55,0788	68,85	98 TRANCA, Germano
24	54	14,04	3,8462	54,6154	68,27	163 DAGUENEL, Didier
25	68	17,91	3,7968	53,9140	67,39	80 DARTOIS, Jean
26	70	18,48	3,7879	53,7879	67,23	194 GOUGIS, Rémi
27	76	20,37	3,7310	52,9799	66,22	99 VULEVIC, Nenad
28	68	18,29	3,7179	52,7939	65,99	135 SIMSON, James
29	66	18,04	3,6585	51,9512	64,94	61 HILBIG, Karl-Heinz
30	60	18,75	3,2000	45,4400	56,80	133 GUILLOT, Patrick
31	64	20,29	3,1543	44,7905	55,99	145 TROUMP, Bérengère
32	68	21,92	3,1022	44,0511	55,06	95 SAUTEL, Philip
33	56	18,24	3,0702	43,5965	54,50	146 VACCHINO, Nicolas
34	66	21,53	3,0655	43,5300	54,41	183 DOS-SANTOS, Carlo
35	62	20,40	3,0392	43,1569	53,95	179 MAION, Jacques
36	51	17,30	2,9480	41,8613	52,33	105 DUJARDIN, Yves
37	70	23,97	2,9203	41,4685	51,84	192 DELOBRE, Frédéric
38	38	13,20	2,8788	40,8788	51,10	21 GASSAMA, Gabriel
39	64	22,37	2,8610	40,6258	50,78	97 LEFEBVRE, Lionel
40	53	19,33	2,7419	38,9343	48,67	91 POLF, Romain
41	57	20,86	2,7325	38,8015	48,50	172 GIACOMETTI, Christian
42	50	19,90	2,5126	35,6784	44,60	187 MAILLOT, Julien
43	36	14,50	2,4828	35,2552	44,07	128 SAGON, Aurelien
44	68	27,72	2,4531	34,8341	43,54	197 RANGOLE, Hervé
45	47	19,88	2,3642	33,5714	41,96	58 BIZET, Mathias
46	66	28,91	2,2829	32,4178	40,52	52 BOURSAULT, François

PRODUCTION -- Overall Stage Results

Master's Tir Club France

Printed mai 31, 2011 at 9:51



Stage 12 --

	PTS	TIME	HIT FACTOR	STAGE POINTS	STAGE PERCENT	COMPETITOR # Name
47	49	22,17	2,2102	31,3848	39,23	55 LARIBE, Christophe
48	62	29,20	2,1233	30,1507	37,69	104 BUFFIN, Dominique
49	41	19,85	2,0655	29,3300	36,66	139 WELTER, Tony
50	43	21,52	1,9981	28,3736	35,47	123 NEVEU, Gaylord
51	34	17,35	1,9597	27,8271	34,78	116 JONDREVILLE, Dominique
52	34	17,57	1,9351	27,4787	34,35	78 CAUDERLIER, Christian
53	54	28,09	1,9224	27,2980	34,12	73 CROUZET, Stephane
54	30	16,15	1,8576	26,3777	32,97	186 NYCZ, Margaux
55	52	28,70	1,8118	25,7282	32,16	108 GRANDGÉRARD, Hervé
56	38	21,33	1,7815	25,2977	31,62	46 MANT, Alexandra
57	38	21,33	1,7815	25,2977	31,62	198 HAGE, Bruno
58	37	20,94	1,7670	25,0907	31,36	87 BRUSON, Laurent
59	28	16,23	1,7252	24,4978	30,62	122 MORIN, Patrick
60	51	31,33	1,6278	23,1152	28,89	175 COSTANTINI, Jean-Jacques
61	30	18,58	1,6146	22,9279	28,66	196 BRUTTO, Fabrice
62	40	24,81	1,6123	22,8940	28,62	102 TOURNIER, Francois-Marie
63	34	21,48	1,5829	22,4767	28,10	101 HUMILIER, Nicolas
64	53	35,86	1,4780	20,9872	26,23	176 FAVIER, Noel
65	24	16,48	1,4563	20,6796	25,85	140 WOHNER, Jean-Philippe
66	30	21,00	1,4286	20,2857	25,36	170 DEMARCY, Denis
67	28	23,33	1,2002	17,0424	21,30	103 BOUTIN, Hervé
68	24	20,29	1,1828	16,7965	21,00	148 FREDEZ, Jean-Maurice
69	24	20,46	1,1730	16,6569	20,82	126 HUGUET, Laurent
70	13	17,31	0,7510	10,6644	13,33	77 LAMBRECHTS, Alain
71	0	0,00	0,0000	0,0000	0,00	57 VENTRIN, Guy

REVOLVER (STANDARD) -- Overall Stage Results

Master's Tir Club France

Printed mai 31, 2011 at 9:51



Stage 12 --

	PTS	TIME	HIT FACTOR	STAGE POINTS	STAGE PERCENT	COMPETITOR # Name
1	69	20,98	3,2888	80,0000	100,00	86 BAILLET, Jean-Francois
2	78	30,69	2,5415	61,8221	77,28	89 WOLAN, Joseph
3	74	34,24	2,1612	52,5708	65,71	59 BIZET, Sandrine
4	30	17,03	1,7616	42,8502	53,56	90 DECARPIGNIES, Pascal
5	57	37,02	1,5397	37,4528	46,82	85 JOBARD, Philippe

OPEN -- Overall Stage Results

Master's Tir Club France

Printed mai 31, 2011 at 9:51



Stage 13 --

	PTS	TIME	HIT FACTOR	STAGE POINTS	STAGE PERCENT	COMPETITOR # Name
1	78	10,27	7,5949	80,0000	100,00	1 GRAUFFEL, Eric
2	79	10,44	7,5670	79,7063	99,63	2 OBRIOT, Emile
3	75	12,85	5,8366	61,4786	76,85	62 SCHNEIDER, Patrik
4	80	13,81	5,7929	61,0186	76,27	4 DECHESSE, Laurent
5	77	13,97	5,5118	58,0577	72,57	47 DA-COSTA, Patrice
6	76	13,97	5,4402	57,3037	71,63	64 KEANEY, Paul
7	76	14,31	5,3110	55,9422	69,93	17 OBRIOT, Thierry
8	75	14,27	5,2558	55,3609	69,20	181 WINKLER, Oliver
9	75	14,38	5,2156	54,9374	68,67	18 GIBERT, Philippe
10	74	14,19	5,2149	54,9307	68,66	5 QUERTINIER, Stéphane
11	72	13,81	5,2136	54,9167	68,65	33 DESAGNEAUX, Jean-Luc
12	75	14,45	5,1903	54,6713	68,34	158 HUET, Michel
13	74	14,38	5,1460	54,2049	67,76	82 DEFGNEE, Alphonse
14	76	14,84	5,1213	53,9443	67,43	20 BALES, Daniel
15	77	15,71	4,9013	51,6274	64,53	117 MONTARGOT, Renaud
16	71	14,51	4,8932	51,5415	64,43	121 PENALVAPASQUET, Pierre-Jean
17	74	15,45	4,7896	50,4509	63,06	66 HAAS, Peter
18	76	16,18	4,6972	49,4767	61,85	32 DAZZI, Georges
19	69	14,89	4,6340	48,8113	61,01	134 PITOTAIMARETTI, Christophe
20	76	16,59	4,5811	48,2540	60,32	19 TARRADE, Alain
21	75	16,52	4,5400	47,8208	59,78	36 ASTORG, Gérard
22	72	16,08	4,4776	47,1642	58,96	119 VILLET, Bruno
23	70	15,68	4,4643	47,0238	58,78	141 CZYKAJLO, Jerome
24	74	16,86	4,3891	46,2317	57,79	113 BEAUVILLIERS, Anne
25	72	16,42	4,3849	46,1876	57,73	188 LOPEZ, Christophe
26	61	14,68	4,1553	43,7693	54,71	142 LELEU, Christian
27	75	18,75	4,0000	42,1333	52,67	38 LAUREMBOURLE, Jacques
28	74	18,51	3,9978	42,1106	52,64	162 DESAUGERE, Jean-François
29	76	19,41	3,9155	41,2433	51,55	171 ESCHENBRENNER, Pascal
30	75	19,16	3,9144	41,2317	51,54	30 OGANESIAN, Sargis
31	71	18,41	3,8566	40,6228	50,78	6 ALTUNA, Denis
32	71	19,02	3,7329	39,3200	49,15	109 PICARD, Nicolas
33	75	20,56	3,6479	38,4241	48,03	154 PITOTAIMARETTI, Robert
34	74	20,33	3,6399	38,3407	47,93	149 FLEURY, Lionel
35	76	21,29	3,5698	37,6014	47,00	65 RIEDI, Serenella
36	74	20,97	3,5289	37,1706	46,46	136 DEITSCH, Olivier
37	75	22,11	3,3921	35,7304	44,66	189 RENOUX, Gilles
38	61	19,36	3,1508	33,1887	41,49	138 NOEL, Francis
39	77	26,34	2,9233	30,7922	38,49	69 ZANARDI, Annamaria
40	43	14,85	2,8956	30,5006	38,13	147 VERDON, James
41	74	26,18	2,8266	29,7734	37,22	155 FROMAJOT, Philippe
42	63	23,90	2,6360	27,7657	34,71	152 MEUNIER, Gerard
43	48	19,89	2,4133	25,4198	31,77	106 SALOMON, Jean-François
44	72	30,23	2,3817	25,0877	31,36	173 MELINE, Damien
45	75	31,73	2,3637	24,8976	31,12	107 PHONG, Roger
46	51	24,51	2,0808	21,9176	27,40	60 SCHIER, Hanno

OPEN -- Overall Stage Results

Master's Tir Club France

Printed mai 31, 2011 at 9:51



Stage 13 --

	PTS	TIME	HIT FACTOR	STAGE POINTS	STAGE PERCENT	COMPETITOR # Name
47	60	28,94	2,0733	21,8383	27,30	88 NOWAK, Hubert
48	55	28,03	1,9622	20,6683	25,84	53 BRUNET, Gérard
49	45	25,31	1,7780	18,7278	23,41	72 ANGLADE, Jean-Paul
50	61	50,10	1,2176	12,8250	16,03	54 HUGUENIN, Sylvie

STANDARD -- Overall Stage Results

Master's Tir Club France

Printed mai 31, 2011 at 9:51



Stage 13 --

	PTS	TIME	HIT FACTOR	STAGE POINTS	STAGE PERCENT	COMPETITOR # Name
1	73	13,72	5,3207	80,0000	100,00	9 BOIT, Julien
2	75	14,31	5,2411	78,8030	98,50	23 POIRET, Jerome
3	76	15,26	4,9803	74,8825	93,60	11 GUILLAUME, Bertrand
4	71	15,48	4,5866	68,9618	86,20	67 KÜNZLER, Oliver
5	73	16,59	4,4002	66,1603	82,70	48 HOUPERT, Emmanuel
6	78	18,68	4,1756	62,7826	78,48	131 CUTAYA, Christian
7	73	18,32	3,9847	59,9127	74,89	26 BEAUNIER, François
8	74	18,59	3,9806	59,8513	74,81	49 MARTINPRIVAT, Pierre
9	61	15,97	3,8197	57,4310	71,79	143 CARTOUX, David
10	75	19,73	3,8013	57,1552	71,44	28 CARRIER, Philippe
11	74	19,62	3,7717	56,7093	70,89	27 COLOMBINI, Jean-Pierre
12	78	21,02	3,7108	55,7934	69,74	185 TREUSSARD, Francois
13	71	19,30	3,6788	55,3124	69,14	44 HAUBOURDIN, Jean-Claude
14	72	20,10	3,5821	53,8589	67,32	159 CARTIER, Serge
15	79	22,27	3,5474	53,3369	66,67	161 PERROT, Laurent
16	63	18,35	3,4332	51,6209	64,53	83 COKAIKO, Michel
17	79	23,07	3,4244	51,4874	64,36	63 BROSCHE, Hampi
18	60	17,61	3,4072	51,2287	64,04	120 VANDAL, Olivier
19	70	20,60	3,3981	51,0919	63,86	45 MANT, Patrick
20	79	23,93	3,3013	49,6370	62,05	184 MANSCHING, Michel
21	60	18,20	3,2967	49,5680	61,96	16 GERARD, Joel
22	73	22,38	3,2618	49,0438	61,30	151 RACLOT, Gérard
23	70	23,13	3,0264	45,5034	56,88	35 WEBER, Didier
24	61	20,31	3,0034	45,1587	56,45	22 LACROIX, Christian
25	72	24,41	2,9496	44,3492	55,44	160 GOY, Philippe
26	62	21,74	2,8519	42,8799	53,60	29 PRIEUR, Gregory
27	60	21,33	2,8129	42,2943	52,87	111 SEIGNEUR, Daniel
28	68	24,45	2,7812	41,8168	52,27	174 STECKLER, Philippe
29	68	24,73	2,7497	41,3434	51,68	93 GOIBEAULT, Pascal
30	72	27,15	2,6519	39,8735	49,84	193 LACOUR, Christophe
31	69	27,31	2,5265	37,9882	47,49	177 FILLATRE, David
32	74	31,19	2,3726	35,6728	44,59	110 CABRERIZO, Alain
33	61	26,30	2,3194	34,8735	43,59	56 PHILIPPE, Fabrice
34	57	26,06	2,1873	32,8868	41,11	41 GOUTTEBESSIS, Francis
35	51	23,58	2,1628	32,5198	40,65	150 RUFFIOT, Christian
36	61	28,52	2,1388	32,1589	40,20	71 FELT, Olivier
37	60	28,06	2,1383	32,1503	40,19	137 LAPP, Pascal
38	51	24,47	2,0842	31,3370	39,17	34 EVESQUE, Michel
39	45	25,82	1,7428	26,2046	32,76	74 BONINI, Maurizio
40	72	42,37	1,6993	25,5503	31,94	178 PEGEOT, Rene
41	72	45,59	1,5793	23,7457	29,68	182 DUTOUR, Maurice

PRODUCTION -- Overall Stage Results

Master's Tir Club France

Printed mai 31, 2011 at 9:51



Stage 13 --

	PTS	TIME	HIT FACTOR	STAGE POINTS	STAGE PERCENT	COMPETITOR # Name
1	74	14,20	5,2113	80,0000	100,00	8 GUICHARD, Louis
2	72	13,88	5,1873	79,6324	99,54	7 LAVERGNE, Mathieu
3	78	17,79	4,3845	67,3078	84,13	76 DONOT, Marc
4	72	16,48	4,3689	67,0690	83,84	21 GASSAMA, Gabriel
5	74	17,51	4,2262	64,8772	81,10	114 DEBELLE, Thomas
6	68	16,47	4,1287	63,3814	79,23	3 DAGUENEL, Laëtitia
7	76	18,54	4,0992	62,9290	78,66	24 BACULARD, Patrick
8	72	17,89	4,0246	61,7830	77,23	68 BINDER, Thomas
9	76	19,11	3,9770	61,0519	76,31	14 MERCHICA, Philippe
10	72	18,45	3,9024	59,9077	74,88	196 BRUTTO, Fabrice
11	66	17,23	3,8305	58,8038	73,50	166 CARDOT, Thierry
12	74	19,43	3,8085	58,4663	73,08	125 BURGADA, Laurent
13	72	19,04	3,7815	58,0513	72,56	81 PLATEUS, Raymond
14	74	20,44	3,6204	55,5773	69,47	187 MAILLOT, Julien
15	72	19,90	3,6181	55,5426	69,43	13 VIAUD, Jean-Michel
16	78	21,59	3,6128	55,4611	69,33	180 MELEY, Philippe
17	59	16,51	3,5736	54,8595	68,57	25 VEZIAT, Pierre
18	70	20,17	3,4705	53,2769	66,60	145 TROUMP, Bérengère
19	57	16,47	3,4608	53,1285	66,41	130 CLIN, Robert
20	62	18,41	3,3677	51,6993	64,62	197 RANGOLE, Hervé
21	74	22,27	3,3229	51,0103	63,76	84 COURAULT, Pascal
22	80	24,08	3,3223	51,0012	63,75	87 BRUSON, Laurent
23	76	23,27	3,2660	50,1376	62,67	77 LAMBRECHTS, Alain
24	68	20,91	3,2520	49,9231	62,40	80 DARTOIS, Jean
25	70	21,60	3,2407	49,7498	62,19	97 LEFEBVRE, Lionel
26	68	21,15	3,2151	49,3566	61,70	165 UJEVIC, Christophe
27	58	18,05	3,2133	49,3284	61,66	91 POLF, Romain
28	78	24,64	3,1656	48,5960	60,75	192 DELOBRE, Frédéric
29	64	20,61	3,1053	47,6704	59,59	52 BOURSAULT, François
30	72	24,46	2,9436	45,1880	56,48	61 HILBIG, Karl-Heinz
31	49	17,06	2,8722	44,0924	55,12	163 DAGUENEL, Didier
32	55	19,32	2,8468	43,7021	54,63	146 VACCHINO, Nicolas
33	62	21,90	2,8311	43,4604	54,33	98 TRANCA, Germano
34	57	20,35	2,8010	42,9989	53,75	164 FARKAS, Jean
35	66	23,77	2,7766	42,6247	53,28	95 SAUTEL, Philip
36	60	21,62	2,7752	42,6032	53,25	101 HUMILIER, Nicolas
37	76	27,56	2,7576	42,3332	52,92	194 GOUGIS, Rémi
38	64	23,36	2,7397	42,0585	52,57	116 JONDREVILLE, Dominique
39	76	27,77	2,7368	42,0131	52,52	172 GIACOMETTI, Christian
40	68	24,88	2,7331	41,9571	52,45	179 MAION, Jacques
41	60	22,19	2,7039	41,5088	51,89	105 DUJARDIN, Yves
42	56	20,92	2,6769	41,0935	51,37	133 GUILLOT, Patrick
43	74	27,98	2,6447	40,6004	50,75	135 SIMSON, James
44	68	25,82	2,6336	40,4296	50,54	73 CROUZET, Stephane
45	56	21,66	2,5854	39,6896	49,61	123 NEVEU, Gaylord
46	48	18,71	2,5655	39,3835	49,23	75 GRANDE, Freddy

PRODUCTION -- Overall Stage Results

Master's Tir Club France

Printed mai 31, 2011 at 9:51



Stage 13 --

	PTS	TIME	HIT FACTOR	STAGE POINTS	STAGE PERCENT	COMPETITOR # Name
47	70	28,21	2,4814	38,0927	47,62	128 SAGON, Aurelien
48	51	20,62	2,4733	37,9689	47,46	108 GRANDGÉRARD, Hervé
49	66	26,87	2,4563	37,7071	47,13	46 MANT, Alexandra
50	62	25,31	2,4496	37,6050	47,01	78 CAUDERLIER, Christian
51	62	25,74	2,4087	36,9768	46,22	186 NYCZ, Margaux
52	70	29,09	2,4063	36,9403	46,18	183 DOS-SANTOS, Carlo
53	78	32,60	2,3926	36,7302	45,91	195 GOUGIS, Christophe
54	47	20,01	2,3488	36,0576	45,07	31 GAL, Didier
55	57	24,43	2,3332	35,8177	44,77	139 WELTER, Tony
56	62	27,01	2,2954	35,2382	44,05	55 LARIBE, Christophe
57	76	33,13	2,2940	35,2159	44,02	103 BOUTIN, Hervé
58	68	30,60	2,2222	34,1141	42,64	148 FREDEZ, Jean-Maurice
59	70	34,62	2,0220	31,0397	38,80	104 BUFFIN, Dominique
60	66	33,02	1,9988	30,6841	38,36	170 DEMARCY, Denis
61	66	33,55	1,9672	30,1994	37,75	198 HAGE, Bruno
62	66	36,22	1,8222	27,9732	34,97	102 TOURNIER, Francois-Marie
63	38	21,70	1,7512	26,8826	33,60	124 BERNE, Yannick
64	53	31,54	1,6804	25,7965	32,25	122 MORIN, Patrick
65	66	46,83	1,4094	21,6355	27,04	176 FAVIER, Noel
66	28	21,42	1,3072	20,0671	25,08	99 VULEVIC, Nenad
67	56	47,01	1,1912	18,2871	22,86	175 COSTANTINI, Jean-Jacques
68	17	22,43	0,7579	11,6350	14,54	140 WOHNER, Jean-Philippe
69	21	50,68	0,4144	6,3611	7,95	126 HUGUET, Laurent
70	0	24,57	0,0000	0,0000	0,00	58 BIZET, Mathias
71	0	0,00	0,0000	0,0000	0,00	57 VENTRIN, Guy

REVOLVER (STANDARD) -- Overall Stage Results

Master's Tir Club France

Printed mai 31, 2011 at 9:51



Stage 13 --

	PTS	TIME	HIT FACTOR	STAGE POINTS	STAGE PERCENT	COMPETITOR # Name
1	76	20,79	3,6556	80,0000	100,00	90 DECARPIGNIES, Pascal
2	63	20,85	3,0216	66,1250	82,66	86 BAILLET, Jean-Francois
3	79	27,73	2,8489	62,3459	77,93	85 JOBARD, Philippe
4	77	29,68	2,5943	56,7751	70,97	89 WOLAN, Joseph
5	60	38,37	1,5637	34,2208	42,78	59 BIZET, Sandrine

OPEN -- Overall Stage Results

Master's Tir Club France

Printed mai 31, 2011 at 9:51



Stage 14 --

	PTS	TIME	HIT FACTOR	STAGE POINTS	STAGE PERCENT	COMPETITOR # Name
1	118	17,94	6,5775	120,0000	100,00	1 GRAUFFEL, Eric
2	116	21,55	5,3828	98,2047	81,84	62 SCHNEIDER, Patrik
3	114	22,09	5,1607	94,1523	78,46	5 QUERTINIER, Stéphane
4	116	22,51	5,1533	94,0165	78,35	33 DESAGNEAUX, Jean-Luc
5	118	24,03	4,9105	89,5880	74,66	17 OBRIOT, Thierry
6	118	24,22	4,8720	88,8852	74,07	47 DA-COSTA, Patrice
7	112	23,34	4,7986	87,5465	72,96	134 PITOTAIMARETTI, Christophe
8	116	24,18	4,7974	87,5232	72,94	30 OGANESIAN, Sargis
9	120	25,26	4,7506	86,6702	72,23	82 DEFGNEE, Alphonse
10	118	25,37	4,6512	84,8561	70,71	2 OBRIOT, Emile
11	116	24,95	4,6493	84,8221	70,69	18 GIBERT, Philippe
12	118	25,42	4,6420	84,6892	70,57	64 KEANEY, Paul
13	109	23,85	4,5702	83,3796	69,48	20 BALESII, Daniel
14	114	25,00	4,5600	83,1929	69,33	181 WINKLER, Oliver
15	110	24,29	4,5286	82,6203	68,85	6 ALTUNA, Denis
16	104	23,00	4,5217	82,4949	68,75	4 DECHESSSE, Laurent
17	113	25,34	4,4594	81,3567	67,80	189 RENOUX, Gilles
18	118	26,82	4,3997	80,2685	66,89	119 VILLET, Bruno
19	100	22,98	4,3516	79,3911	66,16	117 MONTARGOT, Renaud
20	117	26,96	4,3398	79,1749	65,98	32 DAZZI, Georges
21	108	25,12	4,2994	78,4379	65,36	158 HUET, Michel
22	113	26,45	4,2722	77,9425	64,95	188 LOPEZ, Christophe
23	98	24,62	3,9805	72,6206	60,52	19 TARRADE, Alain
24	117	29,87	3,9170	71,4615	59,55	152 MEUNIER, Gerard
25	117	30,17	3,8780	70,7509	58,96	141 CZYKAJLO, Jerome
26	117	30,61	3,8223	69,7339	58,11	171 ESCHENBRENNER, Pascal
27	114	31,29	3,6433	66,4693	55,39	113 BEAUVILLIERS, Anne
28	116	32,09	3,6148	65,9493	54,96	66 HAAS, Peter
29	116	32,10	3,6137	65,9287	54,94	69 ZANARDI, Annamaria
30	118	33,11	3,5639	65,0196	54,18	154 PITOTAIMARETTI, Robert
31	98	27,64	3,5456	64,6859	53,90	109 PICARD, Nicolas
32	115	32,89	3,4965	63,7904	53,16	36 ASTORG, Gérard
33	107	31,95	3,3490	61,0991	50,92	142 LELEU, Christian
34	118	35,41	3,3324	60,7964	50,66	65 RIEDI, Serenella
35	111	34,94	3,1769	57,9591	48,30	162 DESAUGERE, Jean-François
36	117	37,78	3,0969	56,4996	47,08	138 NOEL, Francis
37	114	36,85	3,0936	56,4403	47,03	38 LAUREMBOURLE, Jacques
38	98	32,33	3,0312	55,3022	46,09	149 FLEURY, Lionel
39	86	28,38	3,0303	55,2851	46,07	147 VERDON, James
40	114	39,46	2,8890	52,7071	43,92	106 SALOMON, Jean-François
41	67	23,82	2,8128	51,3162	42,76	121 PENALVAPASQUET, Pierre-Jean
42	112	41,11	2,7244	49,7041	41,42	136 DEITSCH, Olivier
43	107	39,31	2,7220	49,6595	41,38	72 ANGLADE, Jean-Paul
44	117	45,07	2,5960	47,3609	39,47	155 FROMAJOT, Philippe
45	118	46,55	2,5349	46,2470	38,54	88 NOWAK, Hubert
46	118	47,95	2,4609	44,8968	37,41	173 MELINE, Damien

OPEN -- Overall Stage Results

Master's Tir Club France

Printed mai 31, 2011 at 9:51



Stage 14 --

	PTS	TIME	HIT FACTOR	STAGE POINTS	STAGE PERCENT	COMPETITOR # Name
47	98	43,63	2,2462	40,9791	34,15	107 PHONG, Roger
48	102	49,23	2,0719	37,8000	31,50	60 SCHIER, Hanno
49	117	66,80	1,7515	31,9544	26,63	53 BRUNET, Gérard
50	96	100,25	0,9576	17,4706	14,56	54 HUGUENIN, Sylvie

STANDARD -- Overall Stage Results

Master's Tir Club France

Printed mai 31, 2011 at 9:51



Stage 14 --

	PTS	TIME	HIT FACTOR	STAGE POINTS	STAGE PERCENT	COMPETITOR # Name
1	119	22,20	5,3604	120,0000	100,00	9 BOIT, Julien
2	113	24,80	4,5565	102,0033	85,00	22 LACROIX, Christian
3	110	25,93	4,2422	94,9680	79,14	67 KÜNZLER, Oliver
4	99	23,66	4,1843	93,6716	78,06	23 POIRET, Jerome
5	113	27,17	4,1590	93,1057	77,59	63 BROSCHE, Hampi
6	117	28,31	4,1328	92,5195	77,10	29 PRIEUR, Gregory
7	117	28,33	4,1299	92,4542	77,05	83 COKAIKO, Michel
8	116	28,87	4,0180	89,9494	74,96	143 CARTOUX, David
9	109	27,34	3,9868	89,2514	74,38	16 GERARD, Joel
10	92	23,59	3,9000	87,3066	72,76	11 GUILLAUME, Bertrand
11	117	30,11	3,8858	86,9886	72,49	28 CARRIER, Philippe
12	117	31,27	3,7416	83,7617	69,80	131 CUTAYA, Christian
13	112	30,30	3,6964	82,7490	68,96	44 HAUBOURDIN, Jean-Claude
14	114	31,04	3,6727	82,2187	68,52	151 RACLOT, Gérard
15	115	31,65	3,6335	81,3414	67,78	26 BEAUNIER, François
16	108	29,75	3,6303	81,2688	67,72	27 COLOMBINI, Jean-Pierre
17	115	32,97	3,4880	78,0847	65,07	161 PERROT, Laurent
18	113	32,45	3,4823	77,9563	64,96	45 MANT, Patrick
19	114	33,47	3,4060	76,2494	63,54	34 EVESQUE, Michel
20	110	32,49	3,3857	75,7932	63,16	111 SEIGNEUR, Daniel
21	114	34,87	3,2693	73,1880	60,99	49 MARTINPRIVAT, Pierre
22	116	36,13	3,2106	71,8749	59,90	110 CABRERIZO, Alain
23	96	29,99	3,2011	71,6609	59,72	48 HOUPERT, Emmanuel
24	117	37,22	3,1435	70,3715	58,64	71 FELT, Olivier
25	115	37,68	3,0520	68,3241	56,94	159 CARTIER, Serge
26	113	38,03	2,9713	66,5180	55,43	185 TREUSSARD, Francois
27	117	40,94	2,8578	63,9772	53,31	174 STECKLER, Philippe
28	119	41,66	2,8565	63,9462	53,29	41 GOUTTEBESSIS, Francis
29	114	39,93	2,8550	63,9135	53,26	184 MANSCHING, Michel
30	116	40,76	2,8459	63,7105	53,09	56 PHILIPPE, Fabrice
31	95	33,91	2,8015	62,7167	52,26	120 VANDAL, Olivier
32	110	39,71	2,7701	62,0126	51,68	35 WEBER, Didier
33	101	37,11	2,7216	60,9281	50,77	160 GOY, Philippe
34	117	44,39	2,6357	59,0049	49,17	177 FILLATRE, David
35	95	41,85	2,2700	50,8177	42,35	193 LACOUR, Christophe
36	70	31,40	2,2293	49,9063	41,59	93 GOIBEAULT, Pascal
37	93	46,55	1,9979	44,7250	37,27	74 BONINI, Maurizo
38	73	38,42	1,9001	42,5356	35,45	150 RUFFIOT, Christian
39	89	54,58	1,6306	36,5043	30,42	137 LAPP, Pascal
40	104	71,72	1,4501	32,4624	27,05	182 DUTOUR, Maurice
41	81	74,84	1,0823	24,2292	20,19	178 PEGEOT, Rene

PRODUCTION -- Overall Stage Results

Master's Tir Club France

Printed mai 31, 2011 at 9:51



Stage 14 --

	PTS	TIME	HIT FACTOR	STAGE POINTS	STAGE PERCENT	COMPETITOR # Name
1	108	23,95	4,5094	120,0000	100,00	3 DAGUENEL, Laëtitia
2	114	25,58	4,4566	118,5953	98,83	76 DONOT, Marc
3	112	25,53	4,3870	116,7428	97,29	25 VEZIAT, Pierre
4	108	24,75	4,3636	116,1212	96,77	7 LAVERGNE, Mathieu
5	112	25,92	4,3210	114,9863	95,82	180 MELEY, Philippe
6	120	27,83	4,3119	114,7443	95,62	68 BINDER, Thomas
7	99	23,27	4,2544	113,2144	94,35	8 GUICHARD, Louis
8	112	26,33	4,2537	113,1958	94,33	166 CARDOT, Thierry
9	114	27,39	4,1621	110,7582	92,30	114 DEBELLE, Thomas
10	116	28,17	4,1179	109,5807	91,32	125 BURGADA, Laurent
11	116	29,64	3,9136	104,1460	86,79	13 VIAUD, Jean-Michel
12	112	29,07	3,8528	102,5265	85,44	91 POLF, Romain
13	110	28,72	3,8301	101,9228	84,94	124 BERNE, Yannick
14	120	31,46	3,8144	101,5046	84,59	99 VULEVIC, Nenad
15	112	30,46	3,6770	97,8478	81,54	130 CLIN, Robert
16	100	27,24	3,6711	97,6913	81,41	24 BACULARD, Patrick
17	112	30,91	3,6234	96,4233	80,35	14 MERCHICA, Philippe
18	108	30,03	3,5964	95,7043	79,75	31 GAL, Didier
19	112	32,59	3,4366	91,4527	76,21	196 BRUTTO, Fabrice
20	108	31,50	3,4286	91,2381	76,03	21 GASSAMA, Gabriel
21	116	34,17	3,3948	90,3391	75,28	75 GRANDE, Freddy
22	106	31,55	3,3597	89,4066	74,51	164 FARKAS, Jean
23	108	32,94	3,2787	87,2495	72,71	128 SAGON, Aurelien
24	118	36,23	3,2570	86,6716	72,23	195 GOUGIS, Christophe
25	110	34,27	3,2098	85,4165	71,18	116 JONDREVILLE, Dominique
26	101	31,75	3,1811	84,6527	70,54	105 DUJARDIN, Yves
27	116	36,62	3,1677	84,2952	70,25	77 LAMBRECHTS, Alain
28	118	37,86	3,1167	82,9401	69,12	192 DELOBRE, Frédéric
29	114	36,73	3,1037	82,5937	68,83	186 NYCZ, Margaux
30	110	35,82	3,0709	81,7203	68,10	122 MORIN, Patrick
31	110	35,95	3,0598	81,4248	67,85	84 COURAULT, Pascal
32	106	34,66	3,0583	81,3842	67,82	80 DARTOIS, Jean
33	112	36,95	3,0311	80,6616	67,22	172 GIACOMETTI, Christian
34	110	37,07	2,9674	78,9647	65,80	98 TRANCA, Germano
35	95	32,19	2,9512	78,5354	65,45	197 RANGOLE, Hervé
36	101	34,47	2,9301	77,9728	64,98	95 SAUTEL, Philip
37	112	38,51	2,9083	77,3940	64,50	187 MAILLOT, Julien
38	106	36,81	2,8797	76,6307	63,86	52 BOURSAULT, François
39	104	36,78	2,8276	75,2462	62,71	101 HUMILIER, Nicolas
40	116	42,22	2,7475	73,1144	60,93	139 WELTER, Tony
41	95	34,87	2,7244	72,4994	60,42	146 VACCHINO, Nicolas
42	98	36,10	2,7147	72,2407	60,20	58 BIZET, Mathias
43	112	41,66	2,6884	71,5421	59,62	97 LEFEBVRE, Lionel
44	112	41,73	2,6839	71,4221	59,52	140 WOHNER, Jean-Philippe
45	114	42,50	2,6824	71,3804	59,48	81 PLATEUS, Raymond
46	104	39,43	2,6376	70,1891	58,49	198 HAGE, Bruno

PRODUCTION -- Overall Stage Results

Master's Tir Club France

Printed mai 31, 2011 at 9:51



Stage 14 --

	PTS	TIME	HIT FACTOR	STAGE POINTS	STAGE PERCENT	COMPETITOR # Name
47	86	33,15	2,5943	69,0364	57,53	194 GOUGIS, Rémi
48	80	31,38	2,5494	67,8422	56,54	73 CROUZET, Stephane
49	114	44,81	2,5441	67,7007	56,42	87 BRUSON, Laurent
50	112	44,27	2,5299	67,3242	56,10	165 UJEVIC, Christophe
51	112	45,45	2,4642	65,5763	54,65	183 DOS-SANTOS, Carlo
52	74	30,31	2,4414	64,9694	54,14	108 GRANDGÉRARD, Hervé
53	114	47,23	2,4137	64,2318	53,53	78 CAUDERLIER, Christian
54	120	50,44	2,3791	63,3095	52,76	103 BOUTIN, Hervé
55	108	45,69	2,3638	62,9022	52,42	135 SIMSON, James
56	112	48,66	2,3017	61,2504	51,04	145 TROUMP, Bérengère
57	110	47,86	2,2984	61,1622	50,97	148 FREDEZ, Jean-Maurice
58	93	43,50	2,1379	56,8927	47,41	46 MANT, Alexandra
59	99	47,10	2,1019	55,9342	46,61	123 NEVEU, Gaylord
60	78	37,29	2,0917	55,6628	46,39	61 HILBIG, Karl-Heinz
61	81	39,33	2,0595	54,8055	45,67	55 LARIBE, Christophe
62	97	47,27	2,0520	54,6071	45,51	104 BUFFIN, Dominique
63	116	57,13	2,0305	54,0327	45,03	126 HUGUET, Laurent
64	59	30,95	1,9063	50,7288	42,27	163 DAGUENEL, Didier
65	112	59,32	1,8881	50,2435	41,87	175 COSTANTINI, Jean-Jacques
66	68	36,77	1,8493	49,2128	41,01	179 MAION, Jacques
67	61	33,72	1,8090	48,1399	40,12	133 GUILLOT, Patrick
68	110	61,82	1,7794	47,3507	39,46	170 DEMARCY, Denis
69	114	79,03	1,4425	38,3863	31,99	176 FAVIER, Noel
70	26	44,62	0,5827	15,5063	12,92	102 TOURNIER, Francois-Marie
71	0	0,00	0,0000	0,0000	0,00	57 VENTRIN, Guy

REVOLVER (STANDARD) -- Overall Stage Results


Master's Tir Club France

Printed mai 31, 2011 at 9:51



Stage 14 --

	PTS	TIME	HIT FACTOR	STAGE POINTS	STAGE PERCENT	COMPETITOR # Name
1	112	34,57	3,2398	120,0000	100,00	90 DECARPIGNIES, Pascal
2	119	45,29	2,6275	97,3212	81,10	86 BAILLET, Jean-Francois
3	114	52,39	2,1760	80,5970	67,16	89 WOLAN, Joseph
4	112	54,30	2,0626	76,3978	63,66	85 JOBARD, Philippe
5	118	70,98	1,6624	61,5756	51,31	59 BIZET, Sandrine



Disqualified Shooters

No. Name

115 GUINCHARD, Patrick
118 SIMON, Bernard
127 ROSSI, Benvenuto
190 DAMIANO, Georges
199 DEMANET, Jean-Michel