

# OPEN -- Overall Stage Results

## French Nationals

Printed juin 24, 2012 at 17:58



### Stage 1 -- Tunnel or Not Tunnel

	PTS	TIME	HIT FACTOR	STAGE POINTS	STAGE PERCENT	COMPETITOR # Name
1	55	11,83	4,6492	60,0000	100,00	274 KIRSCH, Saul
2	57	13,23	4,3084	55,6017	92,67	41 TODARO, Giuseppe
3	55	13,40	4,1045	52,9701	88,28	269 DEVILLE, Remy
4	57	15,09	3,7773	48,7482	81,25	277 OBRIOT, Thierry
5	52	15,05	3,4551	44,5903	74,32	187 BAILLET, Valentin
6	43	12,64	3,4019	43,9030	73,17	276 OBRIOT, Emile
7	54	16,13	3,3478	43,2049	72,01	54 MEIER, Dominic
8	51	15,28	3,3377	43,0745	71,79	133 HRELJA, Brice
9	54	16,22	3,3292	42,9651	71,61	332 DESAGNEAUX, Jean-Luc
10	58	19,30	3,0052	38,7832	64,64	18 HOREJSI, Lenka
11	50	16,85	2,9674	38,2951	63,83	101 GRASSO, Bruno
12	57	19,63	2,9037	37,4738	62,46	270 GIBERT, Philippe
13	53	18,93	2,7998	36,1325	60,22	218 ASTORG, Gérard
14	54	19,58	2,7579	35,5922	59,32	295 LAUREMBOURLE, Jacques
15	53	19,80	2,6768	34,5449	57,57	37 PETTENATI, Simonetta
16	44	16,62	2,6474	34,1661	56,94	322 RIGAUDY, Cédric
17	49	19,09	2,5668	33,1256	55,21	209 LELEU, Christian
18	51	19,89	2,5641	33,0909	55,15	225 DAZZI, Georges
19	35	13,93	2,5126	32,4258	54,04	21 KAMENICEK, Martin
20	48	19,25	2,4935	32,1798	53,63	222 CECOT, Christian
21	40	16,07	2,4891	32,1231	53,54	70 PITOT-AIMARETTI, Christophe
22	50	20,26	2,4679	31,8496	53,08	320 BOUCHOUCHA, Marc
23	39	16,29	2,3941	30,8970	51,50	196 GATEAU, Thomas
24	50	21,40	2,3364	30,1529	50,25	184 TARRADE, Alain
25	39	16,74	2,3297	30,0665	50,11	71 RENOUX, Gilles
26	50	21,72	2,3020	29,7087	49,51	304 PITOT-AIMARETTI, Robert
27	42	18,59	2,2593	29,1570	48,60	135 LOPEZ, Christophe
28	45	19,96	2,2545	29,0955	48,49	266 CANETTA, Irene
29	55	25,14	2,1877	28,2339	47,06	126 DEVILLE, Jacques
30	48	22,08	2,1739	28,0553	46,76	127 DURIEZ, Jean-Paul
31	48	23,40	2,0513	26,4727	44,12	239 MONTARGOT, Renaud
32	40	19,54	2,0471	26,4185	44,03	48 CLAUSEN, Torsten
33	50	24,86	2,0113	25,9563	43,26	114 NOEL, Francis
34	54	27,15	1,9890	25,6683	42,78	244 RUSSI, Bernard
35	38	20,39	1,8637	24,0514	40,09	321 HAZAN, Albert
36	39	21,42	1,8207	23,4973	39,16	220 BIZOUARN, Eric
37	53	29,45	1,7997	23,2254	38,71	58 ULMANN, Josef
38	48	26,71	1,7971	23,1921	38,65	208 LAGACHE, Pierre
39	34	19,15	1,7755	22,9131	38,19	40 TISSINGH, Klaas
40	53	30,02	1,7655	22,7844	37,97	182 PENALVA-PASQUET, Pierre-Jean
41	23	13,21	1,7411	22,4698	37,45	271 HUTTNER, Eli
42	51	29,93	1,7040	21,9906	36,65	293 TACKENS, Philippe
43	50	29,41	1,7001	21,9406	36,57	167 SALLET, Gauthier
44	41	25,26	1,6231	20,9471	34,91	214 PANE, Bernard
45	35	21,58	1,6219	20,9310	34,88	49 DEFGNEE, Alphonse
46	42	26,29	1,5976	20,6173	34,36	137 MIGLIACCIO, Gilles

# OPEN -- Overall Stage Results

## French Nationals

Printed juin 24, 2012 at 17:58



### Stage 1 -- Tunnel or Not Tunnel

	<b>PTS</b>	<b>TIME</b>	<b>HIT FACTOR</b>	<b>STAGE POINTS</b>	<b>STAGE PERCENT</b>	<b>COMPETITOR # Name</b>
47	48	30,62	1,5676	20,2306	33,72	110 JOURDE, Philippe
48	43	27,54	1,5614	20,1501	33,58	170 BUFFARD, François
49	37	23,96	1,5442	19,9291	33,22	245 RUSSI, Paul
50	35	25,66	1,3640	17,6029	29,34	104 OGANESSIAN, Sarkis
51	22	16,58	1,3269	17,1242	28,54	67 LOORE, Frederic
52	42	34,82	1,2062	15,5666	25,94	150 SALOMON, Jean-Francis
53	21	18,14	1,1577	14,9402	24,90	267 DA-COSTA, Patrice
54	27	25,01	1,0796	13,9323	23,22	230 GROS, Thierry
55	26	24,34	1,0682	13,7856	22,98	329 BALBO, René
56	37	42,76	0,8653	11,1670	18,61	211 MARCE, Pierre
57	22	25,81	0,8524	11,0004	18,33	57 RANDAXHE, Patrick
58	24	28,29	0,8484	10,9484	18,25	130 GONZALEZ, Louis
59	13	18,74	0,6937	8,9526	14,92	128 FAMILIARI, Antonio
60	18	27,22	0,6613	8,5341	14,22	285 DESAUGERE, Jean-François
61	13	23,37	0,5563	7,1789	11,96	50 GRANDGÉRARD, Hervé
62	12	29,14	0,4118	5,3145	8,86	299 WOLAN, Joseph
63	11	28,45	0,3866	4,9898	8,32	288 MEUNIER, Gerard
64	9	26,51	0,3395	4,3813	7,30	223 CORNUT, Pierre
65	8	26,99	0,2964	3,8253	6,38	240 NOWAK, Hubert
66	20	69,44	0,2880	3,7170	6,20	173 ETOURNEAU, Helene
67	12	44,42	0,2701	3,4864	5,81	81 CABLE, Nathalie
68	6	23,66	0,2536	3,2727	5,45	43 ZANARDI, Annamaria
69	4	41,00	0,0976	1,2591	2,10	36 PATTIMUKAIJ, Nonna
70	0	14,93	0,0000	0,0000	0,00	62 DAMIANO, Georges
71	0	31,15	0,0000	0,0000	0,00	129 GONZALEZ, Amédée
72	0	28,03	0,0000	0,0000	0,00	233 MILLOT, Patrick
73	0	24,72	0,0000	0,0000	0,00	316 YING, Chittackak

# STANDARD -- Overall Stage Results

## French Nationals

Printed juin 24, 2012 at 17:58



### Stage 1 -- Tunnel or Not Tunnel

	PTS	TIME	HIT FACTOR	STAGE POINTS	STAGE PERCENT	COMPETITOR # Name
1	46	12,11	3,7985	60,0000	100,00	272 JAIME, Juan-Carlos
2	49	14,94	3,2798	51,8064	86,34	273 JENSEN, Ralf
3	54	17,21	3,1377	49,5622	82,60	323 TESTA, Eddy
4	58	19,74	2,9382	46,4107	77,35	256 LACROIX, Christian
5	52	18,29	2,8431	44,9084	74,85	255 GUILLAUME, Bertrand
6	40	14,13	2,8309	44,7152	74,53	251 BOIT, Julien
7	54	19,26	2,8037	44,2869	73,81	111 LAPEYRE, Franck
8	56	20,34	2,7532	43,4885	72,48	204 CARTOUX, David
9	54	20,00	2,7000	42,6483	71,08	149 PODLESKA, R
10	51	18,94	2,6927	42,5332	70,89	264 VIAUD, Julien
11	52	19,73	2,6356	41,6307	69,38	260 POIRET, Jerome
12	52	19,86	2,6183	41,3582	68,93	319 ROSSIGNOL, Bernard
13	51	19,79	2,5771	40,7063	67,84	261 POLF, Romain
14	52	20,73	2,5084	39,6225	66,04	278 PESCE, Fabricio
15	52	22,03	2,3604	37,2843	62,14	205 CLOT, Jean-Marc
16	49	20,84	2,3512	37,1395	61,90	250 BEAUNIER, Francois
17	55	25,93	2,1211	33,5041	55,84	252 CARRIER, Philippe
18	53	25,13	2,1090	33,3136	55,52	120 WEBER, Didier
19	49	25,59	1,9148	30,2457	50,41	91 BERNE, Yannick
20	51	27,07	1,8840	29,7591	49,60	238 MACHET, Christophe
21	52	28,90	1,7993	28,4212	47,37	169 VALLE, Thierry
22	53	29,75	1,7815	28,1402	46,90	228 FONDER, Anne Valérie
23	37	21,80	1,6972	26,8091	44,68	224 DA-ROS, Philippe
24	53	31,31	1,6927	26,7381	44,56	109 EVESQUE, Michel
25	39	23,79	1,6393	25,8945	43,16	74 VANDENABEELLE, Mathieu
26	55	33,98	1,6186	25,5668	42,61	73 VANDENABEELLE, Christian
27	51	33,89	1,5049	23,7704	39,62	308 MANSCHING, Michel
28	24	16,07	1,4935	23,5903	39,32	275 MIDGLEY, Gregory
29	32	22,90	1,3974	22,0725	36,79	60 COLOMBINI, Jean-Pierre
30	42	31,19	1,3466	21,2702	35,45	212 MORIN, Patrick
31	43	32,90	1,3070	20,6448	34,41	166 PEROT, Gérard
32	46	35,72	1,2878	20,3415	33,90	195 GATEAU, Philippe
33	32	25,27	1,2663	20,0024	33,34	254 GERARD, Joel
34	29	23,43	1,2377	19,5507	32,58	64 GOIBEAULT, Pascal
35	52	42,43	1,2255	19,3583	32,26	213 MOURGUES, Jacques
36	29	23,70	1,2236	19,3280	32,21	59 CABLE, Xavier
37	36	29,73	1,2109	19,1269	31,88	300 COLLARD, Andre
38	39	33,32	1,1705	18,4883	30,81	257 MARTIN-PRIVAT, Pierre
39	31	29,35	1,0562	16,6837	27,81	227 DESTREBECQ, Marian
40	27	26,05	1,0365	16,3717	27,29	119 TRUONG-VINH-TONG, Andre
41	40	38,76	1,0320	16,3010	27,17	88 PERROT, Manuela
42	23	22,30	1,0314	16,2915	27,15	262 PRIEUR, Grégory
43	34	34,02	0,9994	15,7864	26,31	221 BIZOUARN, Mireille
44	37	38,55	0,9598	15,1605	25,27	296 MULLER, Jean-Paul
45	25	29,09	0,8594	13,5748	22,62	154 ANGLADE, Jean-Paul
46	22	27,33	0,8050	12,7151	21,19	280 DUMONT, José

# STANDARD -- Overall Stage Results

## French Nationals

Printed juin 24, 2012 at 17:58



### Stage 1 -- Tunnel or Not Tunnel

	<b>PTS</b>	<b>TIME</b>	<b>HIT FACTOR</b>	<b>STAGE POINTS</b>	<b>STAGE PERCENT</b>	<b>COMPETITOR # Name</b>
47	35	49,72	0,7039	11,1192	18,53	92 BRIDE, Martial
48	22	37,53	0,5862	9,2594	15,43	286 DU-BOISROUVRAY, Fabrice
49	11	33,19	0,3314	5,2351	8,73	330 GOY, Philippe
50	9	29,24	0,3078	4,8619	8,10	162 HOUPERT, Emmanuel
51	10	36,27	0,2757	4,3550	7,26	298 RACLOT, Gérard
52	0	29,37	0,0000	0,0000	0,00	35 ORLANDINI, Alberto
53	0	22,97	0,0000	0,0000	0,00	124 CAUDAL, Loic
54	0	24,62	0,0000	0,0000	0,00	180 NATALIZIO, Silvain
55	0	28,51	0,0000	0,0000	0,00	159 FELT, Olivier
56	0	44,81	0,0000	0,0000	0,00	158 FELT, Baptiste

# PRODUCTION -- Overall Stage Results

## French Nationals

Printed juin 24, 2012 at 17:58



### Stage 1 -- Tunnel or Not Tunnel

	PTS	TIME	HIT FACTOR	STAGE POINTS	STAGE PERCENT	COMPETITOR # Name
1	50	14,81	3,3761	60,0000	100,00	7 GRAUFFEL, Eric
2	44	13,63	3,2282	57,3711	95,62	27 VYSNY, Marian
3	52	16,23	3,2039	56,9405	94,90	14 DE-COBOS, Eduardo
4	52	17,01	3,0570	54,3295	90,55	15 GARCIA, Franck
5	52	18,07	2,8777	51,1424	85,24	11 QUERTINIER, Stephane
6	50	17,44	2,8670	50,9518	84,92	26 SEBO, Robin
7	52	18,14	2,8666	50,9451	84,91	38 SCHRANER, Remo
8	46	17,17	2,6791	47,6128	79,35	31 DONOT, Marc
9	44	16,54	2,6602	47,2774	78,80	28 ZAPLETAL, Miroslav
10	42	16,23	2,5878	45,9904	76,65	8 GUICHARD, Louis
11	52	20,18	2,5768	45,7950	76,33	46 BETTERMANN, Heribert
12	46	18,43	2,4959	44,3577	73,93	9 LAVERGNE, Mathieu
13	40	16,62	2,4067	42,7726	71,29	5 DAGUENEL, Laëtitia
14	46	19,33	2,3797	42,2924	70,49	25 REICH, Rolf-Dieter
15	52	22,10	2,3529	41,8165	69,69	134 LATREILLE, Philippe
16	43	18,37	2,3408	41,6002	69,33	253 CASSIGNAC, Jean-Paul
17	52	23,38	2,2241	39,5271	65,88	39 THOMPSON, David
18	56	25,85	2,1663	38,5003	64,17	1 ALTUNA, Denis
19	44	20,63	2,1328	37,9044	63,17	10 MELEY, Philippe
20	56	26,40	2,1212	37,6982	62,83	44 BACQ, Philippe
21	31	14,83	2,0904	37,1498	61,92	326 BUENAVENTURA, Darias-Medina
22	33	16,18	2,0396	36,2470	60,41	328 PEREZ-BAZ, Jose-Vicente
23	54	26,89	2,0082	35,6894	59,48	79 BOUCAUT, Jean-Louis
24	48	23,96	2,0033	35,6033	59,34	139 BALLIERE, Guillaume
25	48	24,07	1,9942	35,4406	59,07	19 HRNCIARIK, Andrej
26	48	24,10	1,9917	35,3965	58,99	77 BARBIER, Christophe
27	29	14,72	1,9701	35,0128	58,35	22 LIEHNE, Zdenek
28	44	22,44	1,9608	34,8471	58,08	13 VEZIAT, Pierre
29	52	26,53	1,9600	34,8339	58,06	313 SANCEAU, Thierry
30	36	18,77	1,9180	34,0859	56,81	6 DE-CHESSE, Laurent
31	44	23,30	1,8884	33,5609	55,93	107 CARDOT, Thierry
32	50	26,62	1,8783	33,3809	55,63	172 COUPE, Laurent
33	54	28,89	1,8692	33,2187	55,36	310 RANGOLE, Herve
34	44	23,69	1,8573	33,0084	55,01	263 VIAUD, Jean-Michel
35	54	29,39	1,8374	32,6536	54,42	190 CARBONELL, Jean-François
36	40	21,85	1,8307	32,5346	54,22	82 DEITHRICH, Kurt
37	48	26,28	1,8265	32,4603	54,10	98 DABEK, Pierre-Emmanuel
38	31	17,00	1,8235	32,4078	54,01	3 CARRIE, Stéphane
39	48	26,42	1,8168	32,2883	53,81	86 MEUNIER, Pierre
40	34	18,91	1,7980	31,9539	53,26	131 GOUGIS, Christophe
41	46	25,76	1,7857	31,7357	52,89	189 BRUSON, Laurent
42	33	18,70	1,7647	31,3624	52,27	312 PICHENOT, Christophe
43	50	29,04	1,7218	30,5992	51,00	192 CHAUVET, Jean-Marc
44	38	22,12	1,7179	30,5306	50,88	142 BRUTTO, Fabrice
45	33	19,52	1,6906	30,0449	50,07	191 CHAUME, Thierry
46	52	30,77	1,6900	30,0339	50,06	163 LAPP, Pascal

# PRODUCTION -- Overall Stage Results

## French Nationals

Printed juin 24, 2012 at 17:58



### Stage 1 -- Tunnel or Not Tunnel

	PTS	TIME	HIT FACTOR	STAGE POINTS	STAGE PERCENT	COMPETITOR # Name
47	50	29,77	1,6795	29,8488	49,75	61 CROUZET, Stephane
48	48	29,29	1,6388	29,1245	48,54	141 BOUTIN, Hervé
49	52	32,55	1,5975	28,3915	47,32	311 TREUSSARD, Francois
50	40	25,08	1,5949	28,3445	47,24	102 MEYER, Jonathan
51	46	29,00	1,5862	28,1901	46,98	96 BUSSER, Alain
52	40	25,22	1,5860	28,1872	46,98	76 AMARO, Dominique
53	48	30,49	1,5743	27,9782	46,63	106 ROSSI, Benvenuto
54	31	20,03	1,5477	27,5053	45,84	4 CLIN, Robert
55	54	36,00	1,5000	26,6580	44,43	291 GIACOMETTI, Christian
56	40	26,87	1,4886	26,4563	44,09	143 CLEMENT, Aurélie
57	39	26,38	1,4784	26,2740	43,79	181 NOYRIGAT, Michel
58	48	32,64	1,4706	26,1353	43,56	145 ITCAL, Philippe
59	28	19,12	1,4644	26,0259	43,38	12 SAGON, Aurelien
60	33	22,64	1,4576	25,9044	43,17	75 ALEXANDRE, Jean-Marc
61	44	30,30	1,4521	25,8075	43,01	116 RUFFIOT, Christian
62	33	22,87	1,4429	25,6439	42,74	179 NATALIZIO, Robert
63	48	33,62	1,4277	25,3735	42,29	105 POLO, Bruno
64	54	38,19	1,4140	25,1293	41,88	115 RORIVE, Jacky
65	44	31,23	1,4089	25,0390	41,73	113 MOINE, Christian
66	29	20,67	1,4030	24,9341	41,56	200 LAMOUREUX, Nicolas
67	38	27,24	1,3950	24,7921	41,32	148 NASSO, Michel
68	44	31,55	1,3946	24,7850	41,31	219 BERGAMASCO, Nicolas
69	54	38,83	1,3907	24,7151	41,19	55 NEVEU, Gaylord
70	42	30,61	1,3721	24,3850	40,64	2 BACULARD, Patrick
71	48	35,02	1,3706	24,3591	40,60	174 FARKAS, Jean
72	44	32,59	1,3501	23,9941	39,99	203 ARTAL, Audrey
73	35	26,50	1,3208	23,4725	39,12	94 BURGADA, Laurent
74	37	28,37	1,3042	23,1781	38,63	160 HAUSER, Lionel
75	31	24,77	1,2515	22,2419	37,07	303 LACAZE, Christophe
76	41	33,50	1,2239	21,7508	36,25	90 VERGERA, José
77	31	25,80	1,2016	21,3540	35,59	258 MERCHICA, Philippe
78	31	25,86	1,1988	21,3044	35,51	53 LERETRIF, Nicolas
79	42	35,50	1,1831	21,0260	35,04	87 PELLETIER, Guillaume
80	32	27,47	1,1649	20,7027	34,50	56 PLATEUS, Raymond
81	25	21,68	1,1531	20,4935	34,16	97 CLAIRE, Olivier
82	31	27,20	1,1397	20,2549	33,76	51 KAHIL, Si-Mohamed
83	31	27,43	1,1301	20,0850	33,48	331 NOZIERES, Sebastien
84	38	33,69	1,1279	20,0456	33,41	83 JAMAULT, Vincent
85	52	46,74	1,1125	19,7720	32,95	210 LESAINE, Claudine
86	52	46,93	1,1080	19,6920	32,82	95 BURGADA, Luc
87	37	33,69	1,0982	19,5181	32,53	69 PASERO, Damien
88	32	29,38	1,0892	19,3568	32,26	241 PICARD, Nicolas
89	23	21,27	1,0813	19,2175	32,03	147 LYGINOS, Kyriakos
90	20	18,76	1,0661	18,9467	31,58	153 UJEVIC, Christophe
91	25	23,90	1,0460	18,5900	30,98	247 SEGUIN, Gaetan
92	25	24,19	1,0335	18,3671	30,61	279 BIANCHI, Olivier

# PRODUCTION -- Overall Stage Results

## French Nationals

Printed juin 24, 2012 at 17:58



### Stage 1 -- Tunnel or Not Tunnel

	PTS	TIME	HIT FACTOR	STAGE POINTS	STAGE PERCENT	COMPETITOR # Name
93	42	42,06	0,9986	17,7466	29,58	100 FRICOU, Eric-Olivier
94	27	27,28	0,9897	17,5896	29,32	315 POTHEE, Geoffroy
95	35	36,65	0,9550	16,9719	28,29	185 TEISSIER, Philippe
96	37	40,59	0,9116	16,2001	27,00	118 SOURRY, Thierry
97	35	39,15	0,8940	15,8881	26,48	231 LAUNAY, Virginie
98	40	44,99	0,8891	15,8008	26,33	236 FRANCHESCHI, David
99	25	28,28	0,8840	15,7107	26,18	66 LACHIVER, Erwan
100	46	52,14	0,8822	15,6792	26,13	89 SAUTEL, Philippe
101	20	22,92	0,8726	15,5079	25,85	301 DELABRE, Philippe
102	29	33,28	0,8714	15,4864	25,81	242 PLAIT, Antoine
103	37	43,08	0,8589	15,2638	25,44	246 SCHMITT, David
104	25	29,36	0,8515	15,1328	25,22	243 RIOU, Sylvain
105	38	45,04	0,8437	14,9941	24,99	297 NYCZ, Margaux
106	23	27,35	0,8410	14,9454	24,91	63 GILANT, Christophe
107	20	23,81	0,8400	14,9282	24,88	138 AIRIEAU, Matthieu
108	29	34,83	0,8326	14,7972	24,66	188 BEAUVILLIERS, Anne
109	23	28,01	0,8211	14,5932	24,32	144 HUMILIER, Nicolas
110	33	42,53	0,7759	13,7897	22,98	103 MONTURY, Robert
111	29	37,55	0,7723	13,7254	22,88	317 DECARPIGNIES, Pascal
112	22	28,80	0,7639	13,5758	22,63	121 WELTER, Tony
113	22	29,00	0,7586	13,4822	22,47	226 DELDO, Nicolas
114	22	29,10	0,7560	13,4359	22,39	152 TOURNIER, Francois-Marie
115	22	29,31	0,7506	13,3396	22,23	122 WOHNER, Jean-Philippe
116	20	27,26	0,7337	13,0389	21,73	289 FILLATRE, David
117	14	21,94	0,6381	11,3404	18,90	132 GOUGIS, Rémi
118	16	27,93	0,5729	10,1809	16,97	112 MAION, Jacques
119	18	34,36	0,5239	9,3101	15,52	306 HAGE, Bruno
120	12	27,92	0,4298	7,6384	12,73	42 VERITE, Isabelle
121	9	25,91	0,3474	6,1732	10,29	140 BEDROSSIAN, Marc
122	9	31,42	0,2864	5,0906	8,48	84 MANT, Alexandra
123	8	34,34	0,2330	4,1402	6,90	47 CHERNOGOROV, Alexander
124	5	38,02	0,1315	2,3372	3,90	78 BARILLEAU, Magalie
125	3	28,29	0,1060	1,8846	3,14	215 PAYRAULT, Christian
126	3	35,42	0,0847	1,5053	2,51	123 BIZET, Mathias
127	0	44,94	0,0000	0,0000	0,00	216 PLOQUIN, Jocelyne
128	0	26,64	0,0000	0,0000	0,00	155 BOLOU, Christophe
129	0	20,78	0,0000	0,0000	0,00	34 MONTRUCCHIO, Davide
130	0	24,58	0,0000	0,0000	0,00	33 LAMBRECHTS, Alain
131	0	0,00	0,0000	0,0000	0,00	302 FACON, Laurent
132	0	23,31	0,0000	0,0000	0,00	177 JOUANNE, Rene
133	0	39,21	0,0000	0,0000	0,00	80 BOUMARD, Jacky
134	0	27,76	0,0000	0,0000	0,00	290 FREDEZ, Jean-Maurice
135	0	29,34	0,0000	0,0000	0,00	292 GRAUFFEL, Gérard
136	0	14,19	0,0000	0,0000	0,00	327 IBANEZ-CHAROLA, Gorka
137	0	18,05	0,0000	0,0000	0,00	314 GUILMART, Nicolas

# CLASSIC -- Overall Stage Results

## French Nationals

Printed juin 24, 2012 at 17:58



### Stage 1 -- Tunnel or Not Tunnel


	<b>PTS</b>	<b>TIME</b>	<b>HIT FACTOR</b>	<b>STAGE POINTS</b>	<b>STAGE PERCENT</b>	<b>COMPETITOR # Name</b>
1	51	17,16	2,9720	60,0000	100,00	309 PERROT, Laurent
2	50	22,28	2,2442	45,3057	75,51	171 CABELGUEN, Pierre
3	42	28,81	1,4578	29,4310	49,05	117 SANGUINETTI, Rodolphe
4	52	36,19	1,4369	29,0077	48,35	85 MANT, Patrick
5	54	40,56	1,3314	26,8778	44,80	307 LICHTLE, Éric
6	52	41,09	1,2655	25,5485	42,58	125 DAGUENEL, Didier
7	14	31,01	0,4515	9,1143	15,19	30 DELLA-VALLE, Luigi
8	8	23,35	0,3426	6,9167	11,53	68 MAILLOT, Julien
9	13	41,45	0,3136	6,3317	10,55	93 BUREL, François
10	0	41,80	0,0000	0,0000	0,00	318 GOUSSE, Jean-Rene



# REVOLVER (STANDARD) -- Overall Stage Results

## French Nationals

Printed juin 24, 2012 at 17:58



### Stage 1 -- Tunnel or Not Tunnel

	<b>PTS</b>	<b>TIME</b>	<b>HIT FACTOR</b>	<b>STAGE POINTS</b>	<b>STAGE PERCENT</b>	<b>COMPETITOR # Name</b>
1	46	27,10	1,6974	60,0000	100,00	235 DODANE, Erick
2	51	30,95	1,6478	58,2468	97,08	165 LASSORT, Christophe
3	33	26,99	1,2227	43,2189	72,03	20 ITANI, MARWAN
4	39	34,16	1,1417	40,3561	67,26	186 BAILLET, Jean-françois
5	38	44,45	0,8549	30,2186	50,36	248 SIMON, Bernard
6	26	36,03	0,7216	25,5077	42,51	198 JOBARD, Philippe
7	49	71,13	0,6889	24,3504	40,58	178 LANET, Luc
8	46	67,39	0,6826	24,1282	40,21	157 DESROCHES, Jocelyne
9	38	63,14	0,6018	21,2736	35,46	207 HOCQUET, SERGE
10	35	60,52	0,5783	20,4424	34,07	294 BIZET, Sandrine

# OPEN -- Overall Stage Results

## French Nationals

Printed juin 24, 2012 at 17:58



### Stage 2 -- Windows

	PTS	TIME	HIT FACTOR	STAGE POINTS	STAGE PERCENT	COMPETITOR # Name
1	118	15,96	7,3935	120,0000	100,00	21 KAMENICEK, Martin
2	117	16,25	7,2000	116,8597	97,38	67 LOORE, Frederic
3	115	16,22	7,0900	115,0745	95,90	41 TODARO, Giuseppe
4	120	17,29	6,9404	112,6467	93,87	18 HOREJSI, Lenka
5	116	17,35	6,6859	108,5152	90,43	332 DESAGNEAUX, Jean-Luc
6	119	18,80	6,3298	102,7357	85,61	239 MONTARGOT, Renaud
7	114	18,11	6,2949	102,1689	85,14	267 DA-COSTA, Patrice
8	118	19,63	6,0112	97,5649	81,30	101 GRASSO, Bruno
9	118	19,83	5,9506	96,5809	80,48	269 DEVILLE, Remy
10	118	19,93	5,9207	96,0963	80,08	274 KIRSCH, Saul
11	119	20,11	5,9175	96,0433	80,04	220 BIZOUARN, Eric
12	103	17,52	5,8790	95,4191	79,52	271 HUTTNER, Eli
13	118	20,11	5,8677	95,2362	79,36	322 RIGAUDY, Cédric
14	117	20,08	5,8267	94,5702	78,81	54 MEIER, Dominic
15	119	21,10	5,6398	91,5370	76,28	70 PITOT-AIMARETTI, Christophe
16	114	20,59	5,5367	89,8629	74,89	270 GIBERT, Philippe
17	116	21,14	5,4872	89,0605	74,22	135 LOPEZ, Christophe
18	119	22,03	5,4017	87,6727	73,06	43 ZANARDI, Annamaria
19	119	23,19	5,1315	83,2872	69,41	276 OBRIOT, Emile
20	116	22,79	5,0900	82,6125	68,84	37 PETTENATI, Simonetta
21	105	20,67	5,0798	82,4482	68,71	277 OBRIOT, Thierry
22	117	23,09	5,0671	82,2421	68,54	49 DEFGNEE, Alphonse
23	119	24,30	4,8971	79,4827	66,24	133 HRELJA, Brice
24	119	24,89	4,7810	77,5987	64,67	71 RENOUX, Gilles
25	118	24,80	4,7581	77,2258	64,35	209 LELEU, Christian
26	118	25,18	4,6863	76,0604	63,38	225 DAZZI, Georges
27	111	24,09	4,6077	74,7857	62,32	48 CLAUSEN, Torsten
28	115	25,20	4,5635	74,0678	61,72	167 SALLET, Gauthier
29	91	20,08	4,5319	73,5546	61,30	222 CECOT, Christian
30	113	25,10	4,5020	73,0696	60,89	196 GATEAU, Thomas
31	119	26,66	4,4636	72,4468	60,37	187 BAILLET, Valentin
32	89	19,94	4,4634	72,4431	60,37	184 TARRADE, Alain
33	119	26,69	4,4586	72,3653	60,30	321 HAZAN, Albert
34	120	26,92	4,4577	72,3500	60,29	57 RANDAXHE, Patrick
35	119	26,88	4,4271	71,8538	59,88	285 DESAUGERE, Jean-François
36	112	25,31	4,4251	71,8221	59,85	40 TISSINGH, Klaas
37	118	26,74	4,4129	71,6230	59,69	137 MIGLIACCIO, Gilles
38	89	20,48	4,3457	70,5330	58,78	266 CANETTA, Irene
39	120	28,43	4,2209	68,5072	57,09	104 OGANESSIAN, Sarkis
40	119	28,39	4,1916	68,0321	56,69	245 RUSSI, Paul
41	92	22,05	4,1723	67,7191	56,43	128 FAMILIARI, Antonio
42	119	28,87	4,1219	66,9010	55,75	218 ASTORG, Gérard
43	119	29,15	4,0823	66,2583	55,22	293 TACKENS, Philippe
44	117	29,25	4,0000	64,9220	54,10	295 LAUREMBOURLE, Jacques
45	119	30,39	3,9158	63,5548	52,96	208 LAGACHE, Pierre
46	117	30,80	3,7987	61,6549	51,38	182 PENALVA-PASQUET, Pierre-Jean

# OPEN -- Overall Stage Results

## French Nationals

Printed juin 24, 2012 at 17:58



### Stage 2 -- Windows

	PTS	TIME	HIT FACTOR	STAGE POINTS	STAGE PERCENT	COMPETITOR # Name
47	116	30,66	3,7834	61,4070	51,17	110 JOURDE, Philippe
48	118	31,82	3,7084	60,1886	50,16	320 BOUCHOUCHA, Marc
49	116	31,78	3,6501	59,2429	49,37	58 ULMANN, Josef
50	119	33,00	3,6061	58,5282	48,77	233 MILLOT, Patrick
51	116	32,20	3,6025	58,4702	48,73	316 YING, Chittackak
52	116	32,67	3,5507	57,6290	48,02	50 GRANDGÉRARD, Hervé
53	119	34,18	3,4816	56,5076	47,09	223 CORNUT, Pierre
54	120	34,55	3,4732	56,3722	46,98	114 NOEL, Francis
55	93	27,28	3,4091	55,3313	46,11	62 DAMIANO, Georges
56	114	35,53	3,2086	52,0765	43,40	130 GONZALEZ, Louis
57	119	39,46	3,0157	48,9465	40,79	288 MEUNIER, Gerard
58	115	38,47	2,9893	48,5185	40,43	81 CABLE, Nathalie
59	116	39,29	2,9524	47,9190	39,93	329 BALBO, René
60	118	39,98	2,9515	47,9039	39,92	214 PANE, Bernard
61	104	35,81	2,9042	47,1369	39,28	304 PITOT-AIMARETTI, Robert
62	114	39,38	2,8949	46,9852	39,15	126 DEVILLE, Jacques
63	118	41,56	2,8393	46,0828	38,40	170 BUFFARD, François
64	116	41,91	2,7678	44,9234	37,44	127 DURIEZ, Jean-Paul
65	119	43,77	2,7188	44,1268	36,77	150 SALOMON, Jean-Francis
66	90	33,64	2,6754	43,4229	36,19	299 WOLAN, Joseph
67	93	35,08	2,6511	43,0284	35,86	244 RUSSI, Bernard
68	115	47,28	2,4323	39,4778	32,90	211 MARCE, Pierre
69	119	50,43	2,3597	38,2992	31,92	230 GROS, Thierry
70	83	41,17	2,0160	32,7212	27,27	36 PATTIMUKAIJ, Nonna
71	110	61,26	1,7956	29,1439	24,29	173 ETOURNEAU, Helene
72	86	51,27	1,6774	27,2250	22,69	240 NOWAK, Hubert
73	89	56,48	1,5758	25,5757	21,31	129 GONZALEZ, Amédée

# STANDARD -- Overall Stage Results

## French Nationals

Printed juin 24, 2012 at 17:58



### Stage 2 -- Windows

	PTS	TIME	HIT FACTOR	STAGE POINTS	STAGE PERCENT	COMPETITOR # Name
1	117	17,56	6,6629	120,0000	100,00	272 JAIME, Juan-Carlos
2	120	18,68	6,4240	115,6976	96,41	275 MIDGLEY, Gregory
3	117	18,26	6,4074	115,3998	96,17	323 TESTA, Eddy
4	119	19,44	6,1214	110,2480	91,87	149 PODLESKA, R
5	117	19,72	5,9331	106,8560	89,05	260 POIRET, Jerome
6	118	19,90	5,9296	106,7945	89,00	278 PESCE, Fabricio
7	93	16,75	5,5522	99,9972	83,33	251 BOIT, Julien
8	118	21,48	5,4935	98,9390	82,45	273 JENSEN, Ralf
9	117	22,36	5,2326	94,2397	78,53	256 LACROIX, Christian
10	119	23,49	5,0660	91,2397	76,03	91 BERNE, Yannick
11	118	23,94	4,9290	88,7723	73,98	255 GUILLAUME, Bertrand
12	119	24,86	4,7868	86,2116	71,84	250 BEAUNIER, Francois
13	118	24,73	4,7715	85,9365	71,61	224 DA-ROS, Philippe
14	117	25,53	4,5828	82,5382	68,78	254 GERARD, Joel
15	118	26,37	4,4748	80,5920	67,16	261 POLF, Romain
16	120	27,18	4,4150	79,5155	66,26	252 CARRIER, Philippe
17	91	20,76	4,3834	78,9467	65,79	264 VIAUD, Julien
18	117	28,10	4,1637	74,9893	62,49	262 PRIEUR, Grégory
19	118	28,67	4,1158	74,1266	61,77	205 CLOT, Jean-Marc
20	104	26,15	3,9771	71,6278	59,69	221 BIZOUARN, Mireille
21	120	30,30	3,9604	71,3278	59,44	111 LAPEYRE, Franck
22	119	30,59	3,8902	70,0628	58,39	280 DUMONT, José
23	119	30,90	3,8511	69,3599	57,80	109 EVESQUE, Michel
24	117	30,48	3,8386	69,1339	57,61	330 GOY, Philippe
25	116	30,26	3,8334	69,0413	57,53	257 MARTIN-PRIVAT, Pierre
26	119	31,34	3,7971	68,3861	56,99	73 VANDENABEELLE, Christian
27	115	30,86	3,7265	67,1153	55,93	59 CABLE, Xavier
28	105	28,20	3,7234	67,0595	55,88	227 DESTREBECQ, Marian
29	115	30,91	3,7205	67,0068	55,84	204 CARTOUX, David
30	120	32,51	3,6912	66,4790	55,40	74 VANDENABEELLE, Mathieu
31	118	32,48	3,6330	65,4313	54,53	238 MACHET, Christophe
32	118	32,58	3,6219	65,2305	54,36	195 GATEAU, Philippe
33	116	32,08	3,6160	65,1244	54,27	162 HOUPERT, Emmanuel
34	116	32,23	3,5991	64,8213	54,02	228 FONDER, Anne Valérie
35	115	32,26	3,5648	64,2027	53,50	60 COLOMBINI, Jean-Pierre
36	120	33,82	3,5482	63,9039	53,25	119 TRUONG-VINH-TONG, Andre
37	115	33,85	3,3973	61,1870	50,99	213 MOURGUES, Jacques
38	92	27,22	3,3799	60,8723	50,73	35 ORLANDINI, Alberto
39	118	35,19	3,3532	60,3924	50,33	154 ANGLADE, Jean-Paul
40	116	35,17	3,2983	59,4026	49,50	319 ROSSIGNOL, Bernard
41	104	34,48	3,0162	54,3233	45,27	298 RACLOT, Gérard
42	103	34,25	3,0073	54,1622	45,14	159 FELT, Olivier
43	94	31,64	2,9709	53,5071	44,59	212 MORIN, Patrick
44	97	32,75	2,9618	53,3433	44,45	64 GOIBEAULT, Pascal
45	114	40,35	2,8253	50,8840	42,40	120 WEBER, Didier
46	114	41,23	2,7650	49,7979	41,50	88 PERROT, Manuela

# STANDARD -- Overall Stage Results

## French Nationals

Printed juin 24, 2012 at 17:58



### Stage 2 -- Windows

	<b>PTS</b>	<b>TIME</b>	<b>HIT FACTOR</b>	<b>STAGE POINTS</b>	<b>STAGE PERCENT</b>	<b>COMPETITOR # Name</b>
47	116	42,16	2,7514	49,5538	41,29	169 VALLE, Thierry
48	120	44,26	2,7113	48,8303	40,69	92 BRIDE, Martial
49	116	45,60	2,5439	45,8156	38,18	180 NATALIZIO, Silvain
50	117	52,10	2,2457	40,4453	33,70	124 CAUDAL, Loic
51	91	42,49	2,1417	38,5722	32,14	158 FELT, Baptiste
52	116	57,65	2,0121	36,2392	30,20	166 PEROT, Gérard
53	94	48,69	1,9306	34,7703	28,98	308 MANSCHING, Michel
54	54	29,02	1,8608	33,5132	27,93	300 COLLARD, Andre
55	99	54,60	1,8132	32,6560	27,21	296 MULLER, Jean-Paul
56	101	56,95	1,7735	31,9409	26,62	286 DU-BOISROUVRAY, Fabrice

# PRODUCTION -- Overall Stage Results

## French Nationals

Printed juin 24, 2012 at 17:58




### Stage 2 -- Windows

	PTS	TIME	HIT FACTOR	STAGE POINTS	STAGE PERCENT	COMPETITOR # Name
1	120	16,78	7,1514	120,0000	100,00	328 PEREZ-BAZ, Jose-Vicente
2	118	16,90	6,9822	117,1621	97,64	28 ZAPLETAL, Miroslav
3	120	17,66	6,7950	114,0204	95,02	7 GRAUFFEL, Eric
4	120	17,72	6,7720	113,6343	94,70	22 LIEHNE, Zdenek
5	120	17,87	6,7152	112,6805	93,90	327 IBANEZ-CHAROLA, Gorka
6	120	18,36	6,5359	109,6732	91,39	26 SEBO, Robin
7	118	18,63	6,3339	106,2823	88,57	15 GARCIA, Franck
8	120	19,04	6,3025	105,7563	88,13	8 GUICHARD, Louis
9	116	19,03	6,0956	102,2848	85,24	14 DE-COBOS, Eduardo
10	118	19,67	5,9990	100,6629	83,89	19 HRNCIARIK, Andrej
11	120	20,35	5,8968	98,9484	82,46	253 CASSIGNAC, Jean-Paul
12	114	19,54	5,8342	97,8976	81,58	9 LAVERGNE, Mathieu
13	120	20,57	5,8337	97,8901	81,58	326 BUENAVENTURA, Darias-Medina
14	120	21,33	5,6259	94,4023	78,67	6 DE-CHESSÉ, Laurent
15	112	20,00	5,6000	93,9680	78,31	3 CARRIE, Stéphane
16	118	21,09	5,5951	93,8853	78,24	46 BETTERMANN, Heribert
17	114	20,38	5,5937	93,8626	78,22	11 QUERTINIER, Stephane
18	118	21,17	5,5739	93,5305	77,94	31 DONOT, Marc
19	118	21,39	5,5166	92,5685	77,14	38 SCHRANER, Remo
20	116	21,05	5,5107	92,4694	77,06	5 DAGUENEL, Laëtitia
21	116	21,40	5,4206	90,9570	75,80	27 VYSNY, Marian
22	118	22,01	5,3612	89,9609	74,97	44 BACQ, Philippe
23	120	22,40	5,3571	89,8929	74,91	94 BURGADA, Laurent
24	118	22,57	5,2282	87,7289	73,11	2 BACULARD, Patrick
25	120	23,45	5,1173	85,8678	71,56	312 PICHENOT, Christophe
26	118	23,32	5,0600	84,9074	70,76	132 GOUGIS, Rémi
27	118	23,80	4,9580	83,1950	69,33	131 GOUGIS, Christophe
28	118	23,93	4,9310	82,7430	68,95	243 RIOU, Sylvain
29	118	24,25	4,8660	81,6511	68,04	247 SEGUIN, Gaetan
30	120	24,69	4,8603	81,5553	67,96	148 NASSO, Michel
31	120	24,73	4,8524	81,4234	67,85	200 LAMOUREUX, Nicolas
32	116	23,94	4,8454	81,3066	67,76	4 CLIN, Robert
33	118	24,86	4,7466	79,6476	66,37	10 MELEY, Philippe
34	120	25,65	4,6784	78,5029	65,42	96 BUSSER, Alain
35	118	25,25	4,6733	78,4174	65,35	107 CARDOT, Thierry
36	118	25,65	4,6004	77,1945	64,33	56 PLATEUS, Raymond
37	118	25,69	4,5932	77,0743	64,23	113 MOINE, Christian
38	116	25,56	4,5383	76,1534	63,46	12 SAGON, Aurelien
39	120	26,70	4,4944	75,4157	62,85	86 MEUNIER, Pierre
40	116	25,87	4,4840	75,2408	62,70	138 AIRIEAU, Matthieu
41	118	26,41	4,4680	74,9731	62,48	241 PICARD, Nicolas
42	120	27,22	4,4085	73,9750	61,65	25 REICH, Rolf-Dieter
43	114	26,60	4,2857	71,9143	59,93	1 ALTUNA, Denis
44	120	28,10	4,2705	71,6584	59,72	13 VEZIAT, Pierre
45	114	26,93	4,2332	71,0331	59,19	105 POLO, Bruno
46	114	27,03	4,2175	70,7703	58,98	219 BERGAMASCO, Nicolas

# PRODUCTION -- Overall Stage Results

## French Nationals

Printed juin 24, 2012 at 17:58



### Stage 2 -- Windows

	PTS	TIME	HIT FACTOR	STAGE POINTS	STAGE PERCENT	COMPETITOR # Name
47	118	28,19	4,1859	70,2391	58,53	34 MONTRUCCHIO, Davide
48	120	28,75	4,1739	70,0383	58,37	61 CROUZET, Stephane
49	114	27,57	4,1349	69,3841	57,82	314 GUILMART, Nicolas
50	120	29,57	4,0582	68,0960	56,75	263 VIAUD, Jean-Michel
51	116	28,88	4,0166	67,3989	56,17	313 SANCEAU, Thierry
52	114	28,43	4,0098	67,2853	56,07	191 CHAUME, Thierry
53	120	30,03	3,9960	67,0529	55,88	142 BRUTTO, Fabrice
54	116	29,39	3,9469	66,2293	55,19	87 PELLETIER, Guillaume
55	101	25,62	3,9422	66,1507	55,13	83 JAMAULT, Vincent
56	116	29,57	3,9229	65,8262	54,86	246 SCHMITT, David
57	120	30,62	3,9190	65,7609	54,80	160 HAUSER, Lionel
58	118	30,20	3,9073	65,5642	54,64	258 MERCHICA, Philippe
59	118	30,36	3,8867	65,2187	54,35	53 LERETRIF, Nicolas
60	114	29,41	3,8762	65,0432	54,20	33 LAMBRECHTS, Alain
61	89	23,06	3,8595	64,7624	53,97	97 CLAIRE, Olivier
62	120	31,22	3,8437	64,4971	53,75	242 PLAIT, Antoine
63	116	30,62	3,7884	63,5689	52,97	147 LYGINOS, Kyriakos
64	116	30,66	3,7834	63,4860	52,90	79 BOUCAUT, Jean-Louis
65	118	31,33	3,7664	63,1995	52,67	190 CARBONELL, Jean-François
66	114	30,39	3,7512	62,9457	52,45	317 DECARPIGNIES, Pascal
67	118	31,48	3,7484	62,8984	52,42	279 BIANCHI, Olivier
68	116	31,11	3,7287	62,5677	52,14	310 RANGOLE, Herve
69	112	30,19	3,7098	62,2511	51,88	95 BURGADA, Luc
70	120	32,63	3,6776	61,7101	51,43	303 LACAZE, Christophe
71	120	33,19	3,6155	60,6689	50,56	153 UJEVIC, Christophe
72	102	28,28	3,6068	60,5219	50,43	215 PAYRAULT, Christian
73	99	27,51	3,5987	60,3860	50,32	39 THOMPSON, David
74	118	32,88	3,5888	60,2202	50,18	90 VERGERA, José
75	120	33,75	3,5556	59,6622	49,72	77 BARBIER, Christophe
76	118	33,35	3,5382	59,3715	49,48	172 COUPE, Laurent
77	112	31,97	3,5033	58,7851	48,99	311 TREUSSARD, Francois
78	116	33,53	3,4596	58,0519	48,38	145 ITCAL, Philippe
79	97	28,04	3,4593	58,0478	48,37	82 DEITHRICH, Kurt
80	93	27,03	3,4406	57,7336	48,11	121 WELTER, Tony
81	112	32,91	3,4032	57,1060	47,59	179 NATALIZIO, Robert
82	120	35,47	3,3831	56,7691	47,31	192 CHAUVET, Jean-Marc
83	118	35,01	3,3705	56,5564	47,13	116 RUFFIOT, Christian
84	118	35,92	3,2851	55,1236	45,94	89 SAUTEL, Philippe
85	97	29,81	3,2539	54,6011	45,50	55 NEVEU, Gaylord
86	114	35,37	3,2231	54,0831	45,07	331 NOZIERES, Sebastien
87	112	35,19	3,1827	53,4061	44,51	47 CHERNOGOROV, Alexander
88	116	36,62	3,1677	53,1535	44,29	140 BEDROSSIAN, Marc
89	110	34,75	3,1655	53,1166	44,26	143 CLEMENT, Aurélie
90	101	32,21	3,1357	52,6166	43,85	315 POTHEE, Geoffroy
91	116	37,85	3,0647	51,4262	42,86	291 GIACOMETTI, Christian
92	116	38,06	3,0478	51,1424	42,62	163 LAPP, Pascal

# PRODUCTION -- Overall Stage Results

## French Nationals

Printed juin 24, 2012 at 17:58



### Stage 2 -- Windows

	PTS	TIME	HIT FACTOR	STAGE POINTS	STAGE PERCENT	COMPETITOR # Name
93	103	33,90	3,0383	50,9835	42,49	76 AMARO, Dominique
94	118	39,18	3,0117	50,5370	42,11	112 MAION, Jacques
95	91	30,25	3,0083	50,4787	42,07	301 DELABRE, Philippe
96	120	40,39	2,9710	49,8539	41,54	115 RORIVE, Jacky
97	112	37,73	2,9685	49,8108	41,51	174 FARKAS, Jean
98	114	38,57	2,9557	49,5961	41,33	203 ARTAL, Audrey
99	116	39,25	2,9554	49,5919	41,33	63 GILANT, Christophe
100	118	40,09	2,9434	49,3899	41,16	226 DELDO, Nicolas
101	118	41,35	2,8537	47,8849	39,90	290 FREDEZ, Jean-Maurice
102	93	32,68	2,8458	47,7521	39,79	122 WOHNER, Jean-Philippe
103	91	32,36	2,8121	47,1873	39,32	102 MEYER, Jonathan
104	89	32,15	2,7683	46,4516	38,71	141 BOUTIN, Hervé
105	116	42,13	2,7534	46,2018	38,50	75 ALEXANDRE, Jean-Marc
106	114	41,61	2,7397	45,9726	38,31	84 MANT, Alexandra
107	120	44,54	2,6942	45,2088	37,67	292 GRAUFFEL, Gérard
108	87	33,38	2,6064	43,7346	36,45	123 BIZET, Mathias
109	112	43,24	2,5902	43,4635	36,22	144 HUMILIER, Nicolas
110	78	30,19	2,5836	43,3534	36,13	181 NOYRIGAT, Michel
111	103	40,01	2,5744	43,1977	36,00	106 ROSSI, Benvenuto
112	91	35,63	2,5540	42,8566	35,71	98 DABEK, Pierre-Emmanuel
113	87	34,12	2,5498	42,7861	35,66	306 HAGE, Bruno
114	95	37,96	2,5026	41,9942	35,00	51 KAHIL, Si-Mohamed
115	116	47,54	2,4401	40,9440	34,12	189 BRUSON, Laurent
116	116	48,05	2,4142	40,5095	33,76	139 BALLIERE, Guillaume
117	118	49,63	2,3776	39,8960	33,25	100 FRICOU, Eric-Olivier
118	114	49,03	2,3251	39,0153	32,51	42 VERITE, Isabelle
119	112	50,62	2,2126	37,1268	30,94	78 BARILLEAU, Magalie
120	120	54,31	2,2095	37,0760	30,90	210 LESAINE, Claudine
121	118	54,71	2,1568	36,1916	30,16	236 FRANCHESCHI, David
122	95	45,35	2,0948	35,1511	29,29	118 SOURRY, Thierry
123	116	56,43	2,0556	34,4937	28,74	80 BOUMARD, Jacky
124	103	50,40	2,0437	34,2925	28,58	289 FILLATRE, David
125	89	44,78	1,9875	33,3502	27,79	155 BOLOU, Christophe
126	91	48,37	1,8813	31,5687	26,31	103 MONTURY, Robert
127	114	61,66	1,8488	31,0237	25,85	188 BEAUVILLIERS, Anne
128	101	55,03	1,8354	30,7974	25,66	231 LAUNAY, Virginie
129	120	65,54	1,8309	30,7232	25,60	69 PASERO, Damien
130	64	35,18	1,8192	30,5264	25,44	177 JOUANNE, Rene
131	89	49,07	1,8137	30,4345	25,36	66 LACHIVER, Erwan
132	60	34,63	1,7326	29,0731	24,23	152 TOURNIER, Francois-Marie
133	116	76,76	1,5112	25,3580	21,13	185 TEISSIER, Philippe
134	118	79,54	1,4835	24,8936	20,74	297 NYCZ, Margaux
135	106	72,24	1,4673	24,6218	20,52	216 PLOQUIN, Jocelyne
136	38	27,07	1,4038	23,5552	19,63	134 LATREILLE, Philippe
137	0	0,00	0,0000	0,0000	0,00	302 FACON, Laurent



# CLASSIC -- Overall Stage Results

## French Nationals

Printed juin 24, 2012 at 17:58



### Stage 2 -- Windows

	<b>PTS</b>	<b>TIME</b>	<b>HIT FACTOR</b>	<b>STAGE POINTS</b>	<b>STAGE PERCENT</b>	<b>COMPETITOR # Name</b>
1	91	21,54	4,2247	120,0000	100,00	171 CABELGUEN, Pierre
2	114	28,43	4,0098	113,8973	94,91	85 MANT, Patrick
3	117	30,18	3,8767	110,1164	91,76	309 PERROT, Laurent
4	116	37,62	3,0835	87,5840	72,99	30 DELLA-VALLE, Luigi
5	119	39,91	2,9817	84,6936	70,58	93 BUREL, François
6	118	43,50	2,7126	77,0510	64,21	68 MAILLOT, Julien
7	113	43,13	2,6200	74,4191	62,02	125 DAGUENEL, Didier
8	95	44,13	2,1527	61,1470	50,96	117 SANGUINETTI, Rodolphe
9	68	38,40	1,7708	50,2994	41,92	307 LICHTLE, Éric
10	116	98,66	1,1758	33,3966	27,83	318 GOUSSE, Jean-Rene

# REVOLVER (STANDARD) -- Overall Stage Results

## French Nationals

Printed juin 24, 2012 at 17:58



### Stage 2 -- Windows

	<b>PTS</b>	<b>TIME</b>	<b>HIT FACTOR</b>	<b>STAGE POINTS</b>	<b>STAGE PERCENT</b>	<b>COMPETITOR # Name</b>
1	120	32,47	3,6957	120,0000	100,00	20 ITANI, MARWAN
2	110	44,27	2,4848	80,6799	67,23	235 DODANE, Erick
3	120	49,27	2,4356	79,0826	65,90	186 BAILLET, Jean-françois
4	118	58,24	2,0261	65,7874	54,82	248 SIMON, Bernard
5	94	47,91	1,9620	63,7065	53,09	165 LASSORT, Christophe
6	113	59,61	1,8957	61,5519	51,29	178 LANET, Luc
7	120	70,32	1,7065	55,4096	46,17	294 BIZET, Sandrine
8	90	53,76	1,6741	54,3583	45,30	198 JOBARD, Philippe
9	119	85,86	1,3860	45,0027	37,50	207 HOCQUET, SERGE
10	115	92,23	1,2469	40,4863	33,74	157 DESROCHES, Jocelyne

# OPEN -- Overall Stage Results

## French Nationals

Printed juin 24, 2012 at 17:58



### Stage 3 -- Small is Beautiful

	PTS	TIME	HIT FACTOR	STAGE POINTS	STAGE PERCENT	COMPETITOR # Name
1	115	15,20	7,5658	120,0000	100,00	276 OBRIOT, Emile
2	117	16,72	6,9976	110,9881	92,49	274 KIRSCH, Saul
3	116	16,95	6,8437	108,5464	90,46	21 KAMENICEK, Martin
4	110	16,54	6,6505	105,4834	87,90	277 OBRIOT, Thierry
5	111	16,95	6,5487	103,8676	86,56	269 DEVILLE, Remy
6	110	17,32	6,3510	100,7330	83,94	54 MEIER, Dominic
7	114	18,24	6,2500	99,1304	82,61	18 HOREJSI, Lenka
8	112	17,98	6,2291	98,7996	82,33	271 HUTTNER, Eli
9	116	18,83	6,1604	97,7090	81,42	267 DA-COSTA, Patrice
10	114	18,80	6,0638	96,1776	80,15	70 PITOT-AIMARETTI, Christophe
11	108	17,86	6,0470	95,9112	79,93	67 LOORE, Frederic
12	114	19,05	5,9843	94,9154	79,10	41 TODARO, Giuseppe
13	109	18,57	5,8697	93,0983	77,58	239 MONTARGOT, Renaud
14	115	20,00	5,7500	91,2000	76,00	104 OGANESSIAN, Sarkis
15	113	20,16	5,6052	88,9027	74,09	332 DESAGNEAUX, Jean-Luc
16	108	19,59	5,5130	87,4412	72,87	184 TARRADE, Alain
17	108	19,79	5,4573	86,5575	72,13	270 GIBERT, Philippe
18	111	20,41	5,4385	86,2595	71,88	48 CLAUSEN, Torsten
19	108	19,98	5,4054	85,7344	71,45	209 LELEU, Christian
20	113	21,62	5,2266	82,8991	69,08	49 DEFGNEE, Alphonse
21	111	21,31	5,2088	82,6164	68,85	135 LOPEZ, Christophe
22	107	20,74	5,1591	81,8280	68,19	62 DAMIANO, Georges
23	110	21,52	5,1115	81,0732	67,56	322 RIGAUDY, Cédric
24	102	20,04	5,0898	80,7290	67,27	101 GRASSO, Bruno
25	113	22,54	5,0133	79,5154	66,26	320 BOUCHOUCHA, Marc
26	113	22,80	4,9561	78,6087	65,51	187 BAILLET, Valentin
27	111	22,62	4,9072	77,8318	64,86	182 PENALVA-PASQUET, Pierre-Jean
28	109	22,55	4,8337	76,6667	63,89	220 BIZOUARN, Eric
29	110	22,88	4,8077	76,2542	63,55	321 HAZAN, Albert
30	110	23,11	4,7598	75,4953	62,91	71 RENOUX, Gilles
31	108	23,04	4,6875	74,3478	61,96	223 CORNUT, Pierre
32	97	21,10	4,5972	72,9149	60,76	222 CECOT, Christian
33	100	21,80	4,5872	72,7563	60,63	225 DAZZI, Georges
34	110	24,07	4,5700	72,4842	60,40	233 MILLOT, Patrick
35	113	24,78	4,5601	72,3276	60,27	285 DESAUGERE, Jean-François
36	115	25,31	4,5437	72,0664	60,06	43 ZANARDI, Annamaria
37	113	24,93	4,5327	71,8924	59,91	133 HRELJA, Brice
38	113	25,10	4,5020	71,4055	59,50	208 LAGACHE, Pierre
39	114	25,59	4,4549	70,6580	58,88	137 MIGLIACCIO, Gilles
40	105	23,65	4,4397	70,4182	58,68	126 DEVILLE, Jacques
41	106	23,92	4,4314	70,2865	58,57	167 SALLET, Gauthier
42	101	22,84	4,4221	70,1378	58,45	128 FAMILIARI, Antonio
43	96	22,00	4,3636	69,2111	57,68	266 CANETTA, Irene
44	109	25,31	4,3066	68,3064	56,92	110 JOURDE, Philippe
45	117	27,79	4,2101	66,7766	55,65	288 MEUNIER, Gerard
46	119	28,53	4,1710	66,1564	55,13	293 TACKENS, Philippe

# OPEN -- Overall Stage Results

## French Nationals

Printed juin 24, 2012 at 17:58



### Stage 3 -- Small is Beautifull

	<b>PTS</b>	<b>TIME</b>	<b>HIT FACTOR</b>	<b>STAGE POINTS</b>	<b>STAGE PERCENT</b>	<b>COMPETITOR # Name</b>
47	110	27,35	4,0219	63,7914	53,16	58 ULMANN, Josef
48	104	25,86	4,0217	63,7869	53,16	50 GRANDGÉRARD, Hervé
49	113	28,62	3,9483	62,6233	52,19	295 LAUREMBOURLE, Jacques
50	108	27,39	3,9430	62,5401	52,12	170 BUFFARD, François
51	110	28,29	3,8883	61,6718	51,39	304 PITOT-AIMARETTI, Robert
52	109	28,13	3,8749	61,4588	51,22	37 PETTENATI, Simonetta
53	100	26,29	3,8037	60,3304	50,28	214 PANE, Bernard
54	105	27,62	3,8016	60,2966	50,25	245 RUSSI, Paul
55	109	28,88	3,7742	59,8627	49,89	211 MARCE, Pierre
56	114	30,60	3,7255	59,0895	49,24	114 NOEL, Francis
57	97	26,31	3,6868	58,4760	48,73	218 ASTORG, Gérard
58	108	29,95	3,6060	57,1945	47,66	316 YING, Chittackak
59	104	29,49	3,5266	55,9352	46,61	81 CABLE, Nathalie
60	115	32,86	3,4997	55,5082	46,26	299 WOLAN, Joseph
61	116	33,21	3,4929	55,4008	46,17	150 SALOMON, Jean-Francis
62	114	32,77	3,4788	55,1767	45,98	230 GROS, Thierry
63	87	25,58	3,4011	53,9443	44,95	196 GATEAU, Thomas
64	110	32,77	3,3567	53,2406	44,37	244 RUSSI, Bernard
65	115	34,47	3,3362	52,9156	44,10	130 GONZALEZ, Louis
66	101	31,17	3,2403	51,3939	42,83	329 BALBO, René
67	102	34,11	2,9903	47,4292	39,52	127 DURIEZ, Jean-Paul
68	106	39,23	2,7020	42,8563	35,71	173 ETOURNEAU, Helene
69	61	23,52	2,5935	41,1358	34,28	57 RANDAXHE, Patrick
70	94	38,09	2,4678	39,1421	32,62	36 PATTIMUKAIJ, Nonna
71	116	47,91	2,4212	38,4024	32,00	129 GONZALEZ, Amédée
72	110	45,88	2,3976	38,0274	31,69	240 NOWAK, Hubert
73	100	45,04	2,2202	35,2151	29,35	40 TISSINGH, Klaas

# STANDARD -- Overall Stage Results

## French Nationals

Printed juin 24, 2012 at 17:58



### Stage 3 -- Small is Beautifull

	PTS	TIME	HIT FACTOR	STAGE POINTS	STAGE PERCENT	COMPETITOR # Name
1	113	17,77	6,3590	120,0000	100,00	149 PODLESKA, R
2	113	18,44	6,1280	115,6399	96,37	251 BOIT, Julien
3	106	17,99	5,8922	111,1898	92,66	255 GUILLAUME, Bertrand
4	110	18,93	5,8109	109,6560	91,38	273 JENSEN, Ralf
5	116	20,09	5,7740	108,9603	90,80	323 TESTA, Eddy
6	104	18,07	5,7554	108,6089	90,51	272 JAIME, Juan-Carlos
7	105	18,65	5,6300	106,2431	88,54	260 POIRET, Jerome
8	112	19,93	5,6197	106,0476	88,37	111 LAPEYRE, Franck
9	109	19,59	5,5641	104,9983	87,50	275 MIDGLEY, Gregory
10	110	19,95	5,5138	104,0495	86,71	256 LACROIX, Christian
11	111	20,24	5,4842	103,4910	86,24	250 BEAUNIER, Francois
12	113	20,76	5,4432	102,7168	85,60	254 GERARD, Joel
13	114	20,99	5,4312	102,4903	85,41	74 VANDENABEELLE, Mathieu
14	109	20,17	5,4041	101,9790	84,98	224 DA-ROS, Philippe
15	113	21,29	5,3077	100,1597	83,47	278 PESCE, Fabricio
16	108	21,47	5,0303	94,9253	79,10	261 POLF, Romain
17	115	23,66	4,8605	91,7220	76,43	204 CARTOUX, David
18	116	23,90	4,8536	91,5905	76,33	252 CARRIER, Philippe
19	109	22,48	4,8488	91,4999	76,25	73 VANDENABEELLE, Christian
20	106	21,88	4,8446	91,4216	76,18	162 HOUPERT, Emmanuel
21	114	23,81	4,7879	90,3516	75,29	298 RACLOT, Gérard
22	116	24,44	4,7463	89,5668	74,64	264 VIAUD, Julien
23	109	22,97	4,7453	89,5480	74,62	60 COLOMBINI, Jean-Pierre
24	86	18,24	4,7149	88,9742	74,15	205 CLOT, Jean-Marc
25	112	23,76	4,7138	88,9533	74,13	91 BERNE, Yannick
26	114	24,51	4,6512	87,7711	73,14	262 PRIEUR, Grégory
27	112	25,80	4,3411	81,9197	68,27	228 FONDER, Anne Valérie
28	104	24,40	4,2623	80,4329	67,03	120 WEBER, Didier
29	102	24,31	4,1958	79,1782	65,98	64 GOIBEAULT, Pascal
30	99	23,69	4,1790	78,8606	65,72	159 FELT, Olivier
31	109	26,50	4,1132	77,6195	64,68	257 MARTIN-PRIVAT, Pierre
32	114	28,27	4,0325	76,0973	63,41	212 MORIN, Patrick
33	112	27,78	4,0317	76,0810	63,40	59 CABLE, Xavier
34	109	27,16	4,0133	75,7333	63,11	35 ORLANDINI, Alberto
35	113	28,25	4,0000	75,4832	62,90	180 NATALIZIO, Silvain
36	111	27,81	3,9914	75,3203	62,77	195 GATEAU, Philippe
37	105	26,36	3,9833	75,1682	62,64	109 EVESQUE, Michel
38	114	29,22	3,9014	73,6232	61,35	308 MANSCHING, Michel
39	118	30,83	3,8274	72,2269	60,19	124 CAUDAL, Loic
40	85	22,42	3,7913	71,5441	59,62	227 DESTREBECQ, Marian
41	113	30,30	3,7294	70,3762	58,65	330 GOY, Philippe
42	112	30,06	3,7259	70,3104	58,59	119 TRUONG-VINH-TONG, Andre
43	96	26,51	3,6213	68,3363	56,95	213 MOURGUES, Jacques
44	104	29,41	3,5362	66,7311	55,61	238 MACHET, Christophe
45	117	33,09	3,5358	66,7236	55,60	286 DU-BOISROUVRAY, Fabrice
46	106	30,69	3,4539	65,1777	54,31	166 PEROT, Gérard

# STANDARD -- Overall Stage Results

## French Nationals

Printed juin 24, 2012 at 17:58



### Stage 3 -- Small is Beautifull

	<b>PTS</b>	<b>TIME</b>	<b>HIT FACTOR</b>	<b>STAGE POINTS</b>	<b>STAGE PERCENT</b>	<b>COMPETITOR # Name</b>
47	107	32,81	3,2612	61,5415	51,28	158 FELT, Baptiste
48	119	36,54	3,2567	61,4566	51,21	319 ROSSIGNOL, Bernard
49	90	27,80	3,2374	61,0925	50,91	221 BIZOUARN, Mireille
50	106	35,29	3,0037	56,6819	47,23	300 COLLARD, Andre
51	115	39,41	2,9180	55,0658	45,89	154 ANGLADE, Jean-Paul
52	116	39,84	2,9116	54,9451	45,79	280 DUMONT, José
53	104	38,30	2,7154	51,2419	42,70	88 PERROT, Manuela
54	120	48,14	2,4927	47,0398	39,20	92 BRIDE, Martial
55	120	50,17	2,3919	45,1364	37,61	169 VALLE, Thierry
56	0	36,91	0,0000	0,0000	0,00	296 MULLER, Jean-Paul

# PRODUCTION -- Overall Stage Results

## French Nationals

Printed juin 24, 2012 at 17:58




### Stage 3 -- Small is Beautifull

	PTS	TIME	HIT FACTOR	STAGE POINTS	STAGE PERCENT	COMPETITOR # Name
1	118	16,84	7,0071	120,0000	100,00	7 GRAUFFEL, Eric
2	114	17,03	6,6941	114,6388	95,53	27 VYSNY, Marian
3	116	18,32	6,3319	108,4361	90,36	26 SEBO, Robin
4	112	18,10	6,1878	105,9695	88,31	14 DE-COBOS, Eduardo
5	114	18,48	6,1688	105,6439	88,04	8 GUICHARD, Louis
6	106	17,27	6,1378	105,1126	87,59	9 LAVERGNE, Mathieu
7	112	18,43	6,0770	104,0720	86,73	11 QUERTINIER, Stephane
8	116	19,41	5,9763	102,3467	85,29	38 SCHRANER, Remo
9	116	19,95	5,8145	99,5764	82,98	22 LIEHNE, Zdenek
10	110	19,21	5,7262	98,0633	81,72	6 DE-CHESSSE, Laurent
11	110	19,33	5,6906	97,4546	81,21	5 DAGUENEL, Laëtitia
12	106	18,76	5,6503	96,7641	80,64	15 GARCIA, Franck
13	104	18,63	5,5824	95,6009	79,67	13 VEZIAT, Pierre
14	106	19,61	5,4054	92,5698	77,14	10 MELEY, Philippe
15	106	19,75	5,3671	91,9137	76,59	28 ZAPLETAL, Miroslav
16	102	19,01	5,3656	91,8881	76,57	327 IBANEZ-CHAROLA, Gorka
17	108	20,33	5,3123	90,9762	75,81	328 PEREZ-BAZ, Jose-Vicente
18	112	21,14	5,2980	90,7307	75,61	132 GOUGIS, Rémi
19	110	20,92	5,2581	90,0476	75,04	107 CARDOT, Thierry
20	102	19,57	5,2121	89,2587	74,38	82 DEITHRICH, Kurt
21	110	21,20	5,1887	88,8583	74,05	253 CASSIGNAC, Jean-Paul
22	96	18,52	5,1836	88,7711	73,98	1 ALTUNA, Denis
23	108	20,87	5,1749	88,6222	73,85	34 MONTRUCCHIO, Davide
24	94	18,35	5,1226	87,7270	73,11	3 CARRIE, Stéphane
25	106	20,94	5,0621	86,6903	72,24	2 BACULARD, Patrick
26	108	21,88	4,9360	84,5313	70,44	312 PICHENOT, Christophe
27	102	20,94	4,8711	83,4190	69,52	46 BETTERMANN, Heribert
28	108	22,31	4,8409	82,9021	69,09	19 HRNCIARIK, Andrej
29	114	23,55	4,8408	82,9001	69,08	94 BURGADA, Laurent
30	116	24,39	4,7560	81,4493	67,87	147 LYGINOS, Kyriakos
31	108	22,72	4,7535	81,4061	67,84	326 BUENAVENTURA, Darias-Medina
32	110	23,26	4,7291	80,9887	67,49	44 BACQ, Philippe
33	108	22,85	4,7265	80,9429	67,45	12 SAGON, Aurelien
34	102	21,60	4,7222	80,8701	67,39	246 SCHMITT, David
35	116	24,77	4,6831	80,1998	66,83	56 PLATEUS, Raymond
36	102	21,79	4,6810	80,1649	66,80	148 NASSO, Michel
37	102	22,01	4,6343	79,3636	66,14	142 BRUTTO, Fabrice
38	112	24,30	4,6091	78,9320	65,78	83 JAMAULT, Vincent
39	108	23,59	4,5782	78,4038	65,34	310 RANGOLE, Herve
40	110	24,04	4,5757	78,3609	65,30	79 BOUCAUT, Jean-Louis
41	108	23,68	4,5608	78,1058	65,09	39 THOMPSON, David
42	106	23,38	4,5338	77,6431	64,70	77 BARBIER, Christophe
43	102	22,64	4,5053	77,1552	64,30	200 LAMOUREUX, Nicolas
44	120	26,87	4,4659	76,4812	63,73	96 BUSSER, Alain
45	114	25,89	4,4032	75,4074	62,84	102 MEYER, Jonathan
46	110	25,02	4,3965	75,2916	62,74	258 MERCHICA, Philippe

# PRODUCTION -- Overall Stage Results

## French Nationals

Printed juin 24, 2012 at 17:58



### Stage 3 -- Small is Beautifull

PTS	TIME	HIT FACTOR	STAGE POINTS	STAGE PERCENT	COMPETITOR # Name
47	102	23,22	4,3928	75,2280	62,69 139 BALLIERE, Guillaume
48	114	25,97	4,3897	75,1751	62,65 174 FARKAS, Jean
49	114	26,00	4,3846	75,0884	62,57 192 CHAUVET, Jean-Marc
50	100	22,84	4,3783	74,9800	62,48 61 CROUZET, Stephane
51	112	25,81	4,3394	74,3141	61,93 134 LATREILLE, Philippe
52	108	24,89	4,3391	74,3088	61,92 4 CLIN, Robert
53	106	24,57	4,3142	73,8826	61,57 25 REICH, Rolf-Dieter
54	110	25,63	4,2918	73,4997	61,25 76 AMARO, Dominique
55	120	28,13	4,2659	73,0555	60,88 53 LERETRIF, Nicolas
56	104	24,41	4,2605	72,9637	60,80 123 BIZET, Mathias
57	96	22,66	4,2365	72,5525	60,46 241 PICARD, Nicolas
58	118	27,99	4,2158	72,1972	60,16 138 AIRIEAU, Matthieu
59	114	27,18	4,1943	71,8285	59,86 89 SAUTEL, Philippe
60	108	25,96	4,1602	71,2460	59,37 105 POLO, Bruno
61	102	24,54	4,1565	71,1815	59,32 219 BERGAMASCO, Nicolas
62	108	26,23	4,1174	70,5126	58,76 242 PLAIT, Antoine
63	106	26,01	4,0754	69,7922	58,16 191 CHAUME, Thierry
64	104	25,60	4,0625	69,5720	57,98 31 DONOT, Marc
65	98	24,14	4,0597	69,5233	57,94 33 LAMBRECHTS, Alain
66	114	28,15	4,0497	69,3534	57,79 313 SANCEAU, Thierry
67	104	25,70	4,0467	69,3013	57,75 86 MEUNIER, Pierre
68	116	28,69	4,0432	69,2419	57,70 90 VERGERA, José
69	110	27,30	4,0293	69,0035	57,50 47 CHERNOGOROV, Alexander
70	106	26,37	4,0197	68,8394	57,37 97 CLAIRE, Olivier
71	112	28,06	3,9914	68,3552	56,96 263 VIAUD, Jean-Michel
72	114	28,61	3,9846	68,2383	56,87 179 NATALIZIO, Robert
73	118	29,88	3,9491	67,6305	56,36 98 DABEK, Pierre-Emmanuel
74	106	26,93	3,9361	67,4079	56,17 121 WELTER, Tony
75	110	28,23	3,8966	66,7303	55,61 181 NOYRIGAT, Michel
76	106	27,44	3,8630	66,1551	55,13 311 TREUSSARD, Francois
77	108	28,00	3,8571	66,0552	55,05 153 UJEVIC, Christophe
78	108	28,00	3,8571	66,0552	55,05 331 NOZIERES, Sebastien
79	102	26,62	3,8317	65,6196	54,68 215 PAYRAULT, Christian
80	110	28,80	3,8194	65,4096	54,51 279 BIANCHI, Olivier
81	114	30,16	3,7798	64,7314	53,94 95 BURGADA, Luc
82	85	22,56	3,7677	64,5240	53,77 247 SEGUIN, Gaetan
83	96	25,53	3,7603	64,3964	53,66 203 ARTAL, Audrey
84	100	26,78	3,7341	63,9486	53,29 317 DECARPIGNIES, Pascal
85	110	29,46	3,7339	63,9442	53,29 141 BOUTIN, Hervé
86	104	27,88	3,7303	63,8825	53,24 140 BEDROSSIAN, Marc
87	94	25,56	3,6776	62,9808	52,48 63 GILANT, Christophe
88	100	27,23	3,6724	62,8918	52,41 190 CARBONELL, Jean-François
89	104	28,41	3,6607	62,6908	52,24 84 MANT, Alexandra
90	110	30,07	3,6581	62,6470	52,21 131 GOUGIS, Christophe
91	89	24,33	3,6580	62,6454	52,20 306 HAGE, Bruno
92	106	29,02	3,6527	62,5532	52,13 189 BRUSON, Laurent



# PRODUCTION -- Overall Stage Results

## French Nationals

Printed juin 24, 2012 at 17:58



### Stage 3 -- Small is Beautifull

	PTS	TIME	HIT FACTOR	STAGE POINTS	STAGE PERCENT	COMPETITOR # Name
93	102	28,05	3,6364	62,2743	51,90	172 COUPE, Laurent
94	102	28,35	3,5979	61,6153	51,35	163 LAPP, Pascal
95	118	32,90	3,5866	61,4225	51,19	303 LACAZE, Christophe
96	103	28,84	3,5714	61,1622	50,97	75 ALEXANDRE, Jean-Marc
97	104	29,30	3,5495	60,7865	50,66	292 GRAUFFEL, Gérard
98	108	30,74	3,5133	60,1674	50,14	289 FILLATRE, David
99	116	33,27	3,4866	59,7099	49,76	112 MAION, Jacques
100	114	33,12	3,4420	58,9462	49,12	113 MOINE, Christian
101	86	25,03	3,4359	58,8408	49,03	144 HUMILIER, Nicolas
102	100	29,16	3,4294	58,7292	48,94	116 RUFFIOT, Christian
103	114	33,86	3,3668	57,6580	48,05	87 PELLETIER, Guillaume
104	116	34,61	3,3516	57,3981	47,83	185 TEISSIER, Philippe
105	112	33,44	3,3493	57,3579	47,80	66 LACHIVER, Erwan
106	100	30,09	3,3234	56,9140	47,43	315 POTHEE, Geoffroy
107	102	30,97	3,2935	56,4028	47,00	236 FRANCHESCHI, David
108	104	31,59	3,2922	56,3800	46,98	143 CLEMENT, Aurélie
109	110	33,44	3,2895	56,3336	46,94	297 NYCZ, Margaux
110	106	33,03	3,2092	54,9590	45,80	314 GUILMART, Nicolas
111	116	36,18	3,2062	54,9074	45,76	100 FRICOU, Eric-Olivier
112	114	36,11	3,1570	54,0653	45,05	106 ROSSI, Benvenuto
113	118	37,51	3,1458	53,8736	44,89	115 RORIVE, Jacky
114	91	29,09	3,1282	53,5721	44,64	243 RIOU, Sylvain
115	116	37,11	3,1258	53,5314	44,61	226 DELDO, Nicolas
116	120	38,98	3,0785	52,7206	43,93	118 SOURRY, Thierry
117	112	36,42	3,0752	52,6647	43,89	291 GIACOMETTI, Christian
118	112	36,86	3,0385	52,0360	43,36	290 FREDEZ, Jean-Maurice
119	106	34,92	3,0355	51,9844	43,32	145 ITCAL, Philippe
120	118	38,95	3,0295	51,8819	43,23	160 HAUSER, Lionel
121	100	33,67	2,9700	50,8626	42,39	177 JOUANNE, Rene
122	112	38,73	2,8918	49,5236	41,27	69 PASERO, Damien
123	108	37,77	2,8594	48,9686	40,81	210 LESAINE, Claudine
124	120	42,92	2,7959	47,8810	39,90	55 NEVEU, Gaylord
125	76	28,19	2,6960	46,1700	38,47	231 LAUNAY, Virginie
126	114	42,73	2,6679	45,6892	38,07	42 VERITE, Isabelle
127	82	30,91	2,6529	45,4314	37,86	152 TOURNIER, Francois-Marie
128	86	32,51	2,6453	45,3026	37,75	188 BEAUVILLIERS, Anne
129	77	31,17	2,4703	42,3053	35,25	122 WOHNER, Jean-Philippe
130	66	26,87	2,4563	42,0647	35,05	301 DELABRE, Philippe
131	60	25,23	2,3781	40,7263	33,94	51 KAHIL, Si-Mohamed
132	78	32,85	2,3744	40,6631	33,89	155 BOLOU, Christophe
133	100	42,35	2,3613	40,4378	33,70	78 BARILLEAU, Magalie
134	108	47,46	2,2756	38,9706	32,48	216 PLOQUIN, Jocelyne
135	80	35,67	2,2428	38,4086	32,01	103 MONTURY, Robert
136	14	30,40	0,4605	7,8867	6,57	80 BOUMARD, Jacky
137	0	0,00	0,0000	0,0000	0,00	302 FACON, Laurent

# CLASSIC -- Overall Stage Results

## French Nationals

Printed juin 24, 2012 at 17:58



### Stage 3 -- Small is Beautifull

	<b>PTS</b>	<b>TIME</b>	<b>HIT FACTOR</b>	<b>STAGE POINTS</b>	<b>STAGE PERCENT</b>	<b>COMPETITOR # Name</b>
1	111	24,63	4,5067	120,0000	100,00	309 PERROT, Laurent
2	114	30,32	3,7599	100,1148	83,43	171 CABELGUEN, Pierre
3	107	29,82	3,5882	95,5430	79,62	125 DAGUENEL, Didier
4	113	32,00	3,5313	94,0267	78,36	307 LICHTLE, Éric
5	108	31,35	3,4450	91,7295	76,44	93 BUREL, François
6	117	36,01	3,2491	86,5138	72,09	117 SANGUINETTI, Rodolphe
7	114	35,74	3,1897	84,9323	70,78	68 MAILLOT, Julien
8	87	29,05	2,9948	79,7436	66,45	85 MANT, Patrick
9	98	33,89	2,8917	76,9976	64,16	30 DELLA-VALLE, Luigi
10	106	67,79	1,5637	41,6354	34,70	318 GOUSSE, Jean-Rene

# REVOLVER (STANDARD) -- Overall Stage Results

## French Nationals

Printed juin 24, 2012 at 17:58



### Stage 3 -- Small is Beautifull

	<b>PTS</b>	<b>TIME</b>	<b>HIT FACTOR</b>	<b>STAGE POINTS</b>	<b>STAGE PERCENT</b>	<b>COMPETITOR # Name</b>
1	114	25,41	4,4864	120,0000	100,00	20 ITANI, MARWAN
2	118	33,51	3,5213	94,1865	78,49	165 LASSORT, Christophe
3	110	34,12	3,2239	86,2313	71,86	235 DODANE, Erick
4	111	35,13	3,1597	84,5135	70,43	186 BAILLET, Jean-françois
5	112	35,94	3,1163	83,3530	69,46	178 LANET, Luc
6	113	40,56	2,7860	74,5181	62,10	207 HOCQUET, SERGE
7	117	43,93	2,6633	71,2370	59,36	248 SIMON, Bernard
8	109	51,02	2,1364	57,1435	47,62	198 JOBARD, Philippe
9	96	47,05	2,0404	54,5749	45,48	294 BIZET, Sandrine
10	105	58,17	1,8051	48,2805	40,23	157 DESROCHES, Jocelyne

# OPEN -- Overall Stage Results

## French Nationals

Printed juin 24, 2012 at 17:58



### Stage 4 -- Three in a Row

	PTS	TIME	HIT FACTOR	STAGE POINTS	STAGE PERCENT	COMPETITOR # Name
1	56	5,46	10,2564	60,0000	100,00	276 OBRIOT, Emile
2	59	5,89	10,0170	58,5993	97,67	274 KIRSCH, Saul
3	59	6,41	9,2044	53,8456	89,74	67 LOORE, Frederic
4	57	6,25	9,1200	53,3520	88,92	267 DA-COSTA, Patrice
5	54	6,32	8,5443	49,9842	83,31	70 PITOT-AIMARETTI, Christophe
6	60	7,09	8,4626	49,5063	82,51	220 BIZOUARN, Eric
7	45	5,34	8,4270	49,2978	82,16	21 KAMENICEK, Martin
8	56	6,78	8,2596	48,3186	80,53	332 DESAGNEAUX, Jean-Luc
9	51	6,39	7,9812	46,6901	77,82	271 HUTTNER, Eli
10	54	6,77	7,9764	46,6617	77,77	54 MEIER, Dominic
11	59	7,40	7,9730	46,6419	77,74	266 CANETTA, Irene
12	47	5,92	7,9392	46,4443	77,41	269 DEVILLE, Remy
13	54	7,19	7,5104	43,9360	73,23	18 HOREJSI, Lenka
14	57	7,68	7,4219	43,4180	72,36	48 CLAUSEN, Torsten
15	57	8,03	7,0984	41,5255	69,21	49 DEFGNEE, Alphonse
16	52	7,40	7,0270	41,1081	68,51	101 GRASSO, Bruno
17	53	7,59	6,9829	40,8498	68,08	196 GATEAU, Thomas
18	53	8,04	6,5920	38,5634	64,27	126 DEVILLE, Jacques
19	57	8,73	6,5292	38,1959	63,66	322 RIGAUDY, Cédric
20	56	8,70	6,4368	37,6552	62,76	321 HAZAN, Albert
21	54	8,41	6,4209	37,5624	62,60	320 BOUCHOUCHA, Marc
22	58	9,43	6,1506	35,9809	59,97	104 OGANESSIAN, Sarkis
23	53	8,79	6,0296	35,2730	58,79	135 LOPEZ, Christophe
24	55	9,22	5,9653	34,8970	58,16	43 ZANARDI, Annamaria
25	51	8,75	5,8286	34,0971	56,83	222 CECOT, Christian
26	42	7,50	5,6000	32,7600	54,60	62 DAMIANO, Georges
27	43	7,82	5,4987	32,1675	53,61	239 MONTARGOT, Renaud
28	37	6,87	5,3857	31,5065	52,51	225 DAZZI, Georges
29	45	8,63	5,2144	30,5041	50,84	41 TODARO, Giuseppe
30	45	8,82	5,1020	29,8469	49,74	50 GRANDGÉRARD, Hervé
31	39	7,70	5,0649	29,6299	49,38	223 CORNUT, Pierre
32	55	10,94	5,0274	29,4104	49,02	209 LELEU, Christian
33	49	9,85	4,9746	29,1015	48,50	208 LAGACHE, Pierre
34	52	10,65	4,8826	28,5634	47,61	81 CABLE, Nathalie
35	52	11,04	4,7101	27,5543	45,92	184 TARRADE, Alain
36	53	11,48	4,6167	27,0078	45,01	277 OBRIOT, Thierry
37	43	9,38	4,5842	26,8177	44,70	127 DURIEZ, Jean-Paul
38	55	12,20	4,5082	26,3730	43,95	288 MEUNIER, Gerard
39	59	13,54	4,3575	25,4911	42,49	285 DESAUGERE, Jean-François
40	42	9,65	4,3523	25,4611	42,44	182 PENALVA-PASQUET, Pierre-Jean
41	58	13,59	4,2678	24,9669	41,61	137 MIGLIACCIO, Gilles
42	38	9,08	4,1850	24,4824	40,80	230 GROS, Thierry
43	58	13,88	4,1787	24,4452	40,74	170 BUFFARD, François
44	53	12,83	4,1309	24,1660	40,28	295 LAUREMBOURLE, Jacques
45	42	10,19	4,1217	24,1119	40,19	133 HRELJA, Brice
46	40	9,72	4,1152	24,0741	40,12	57 RANDAXHE, Patrick

# OPEN -- Overall Stage Results

## French Nationals

Printed juin 24, 2012 at 17:58



### Stage 4 -- Three in a Row

	PTS	TIME	HIT FACTOR	STAGE POINTS	STAGE PERCENT	COMPETITOR # Name
47	40	10,22	3,9139	22,8963	38,16	245 RUSSI, Paul
48	58	14,83	3,9110	22,8793	38,13	218 ASTORG, Gérard
49	59	15,24	3,8714	22,6476	37,75	304 PITOT-AIMARETTI, Robert
50	40	10,70	3,7383	21,8692	36,45	270 GIBERT, Philippe
51	43	11,54	3,7262	21,7981	36,33	37 PETTENATI, Simonetta
52	56	15,18	3,6891	21,5810	35,97	214 PANE, Bernard
53	49	13,33	3,6759	21,5041	35,84	110 JOURDE, Philippe
54	30	8,18	3,6675	21,4548	35,76	187 BAILLET, Valentin
55	52	14,34	3,6262	21,2134	35,36	329 BALBO, René
56	56	15,65	3,5783	20,9329	34,89	114 NOEL, Francis
57	58	17,51	3,3124	19,3775	32,30	71 RENOUX, Gilles
58	53	16,72	3,1699	18,5437	30,91	130 GONZALEZ, Louis
59	41	13,23	3,0990	18,1293	30,22	36 PATTIMUKAIJ, Nonna
60	42	13,80	3,0435	17,8043	29,67	293 TACKENS, Philippe
61	40	14,00	2,8571	16,7143	27,86	40 TISSINGH, Klaas
62	57	20,07	2,8401	16,6143	27,69	233 MILLOT, Patrick
63	30	12,11	2,4773	14,4922	24,15	58 ULMANN, Josef
64	41	16,60	2,4699	14,4488	24,08	211 MARCE, Pierre
65	51	21,43	2,3798	13,9221	23,20	316 YING, Chittackak
66	23	9,87	2,3303	13,6322	22,72	128 FAMILIARI, Antonio
67	42	20,01	2,0990	12,2789	20,46	167 SALLET, Gauthier
68	47	27,92	1,6834	9,8478	16,41	299 WOLAN, Joseph
69	29	19,41	1,4941	8,7403	14,57	240 NOWAK, Hubert
70	11	14,93	0,7368	4,3101	7,18	244 RUSSI, Bernard
71	14	21,59	0,6484	3,7934	6,32	129 GONZALEZ, Amédée
72	0	8,98	0,0000	0,0000	0,00	150 SALOMON, Jean-Francis
73	0	30,85	0,0000	0,0000	0,00	173 ETOURNEAU, Helene

# STANDARD -- Overall Stage Results

## French Nationals

Printed juin 24, 2012 at 17:58



### Stage 4 -- Three in a Row

	PTS	TIME	HIT FACTOR	STAGE POINTS	STAGE PERCENT	COMPETITOR # Name
1	59	6,52	9,0491	60,0000	100,00	251 BOIT, Julien
2	57	6,49	8,7827	58,2341	97,06	272 JAIME, Juan-Carlos
3	56	6,93	8,0808	53,5799	89,30	273 JENSEN, Ralf
4	57	7,40	7,7027	51,0728	85,12	323 TESTA, Eddy
5	57	8,09	7,0457	46,7168	77,86	250 BEAUNIER, Francois
6	44	6,59	6,6768	44,2705	73,78	275 MIDGLEY, Gregory
7	52	8,00	6,5000	43,0983	71,83	260 POIRET, Jerome
8	43	6,83	6,2958	41,7440	69,57	149 PODLESKA, R
9	49	8,03	6,1021	40,4601	67,43	254 GERARD, Joel
10	46	7,66	6,0052	39,8177	66,36	227 DESTREBECQ, Marian
11	55	9,36	5,8761	38,9613	64,94	60 COLOMBINI, Jean-Pierre
12	47	8,17	5,7528	38,1437	63,57	264 VIAUD, Julien
13	53	9,46	5,6025	37,1477	61,91	59 CABLE, Xavier
14	58	10,65	5,4460	36,1098	60,18	91 BERNE, Yannick
15	55	10,32	5,3295	35,3370	58,90	204 CARTOUX, David
16	48	9,21	5,2117	34,5564	57,59	221 BIZOUARN, Mireille
17	55	11,54	4,7660	31,6012	52,67	74 VANDENABEELLE, Mathieu
18	58	12,45	4,6586	30,8891	51,48	298 RACLOT, Gérard
19	55	12,01	4,5795	30,3645	50,61	205 CLOT, Jean-Marc
20	41	9,21	4,4517	29,5169	49,19	255 GUILLAUME, Bertrand
21	51	11,68	4,3664	28,9517	48,25	252 CARRIER, Philippe
22	48	11,30	4,2478	28,1650	46,94	64 GOIBEAULT, Pascal
23	58	13,82	4,1968	27,8270	46,38	238 MACHET, Christophe
24	57	13,73	4,1515	27,5265	45,88	162 HOUPERT, Emmanuel
25	54	13,56	3,9823	26,4047	44,01	159 FELT, Olivier
26	59	15,15	3,8944	25,8218	43,04	308 MANSCHING, Michel
27	41	10,55	3,8863	25,7679	42,95	262 PRIEUR, Grégory
28	54	13,96	3,8682	25,6481	42,75	180 NATALIZIO, Silvain
29	41	10,66	3,8462	25,5020	42,50	224 DA-ROS, Philippe
30	41	10,70	3,8318	25,4066	42,34	261 POLF, Romain
31	39	10,37	3,7608	24,9363	41,56	257 MARTIN-PRIVAT, Pierre
32	57	16,06	3,5492	23,5329	39,22	300 COLLARD, Andre
33	56	15,87	3,5287	23,3969	38,99	124 CAUDAL, Loic
34	54	15,47	3,4906	23,1446	38,57	35 ORLANDINI, Alberto
35	53	15,57	3,4040	22,5701	37,62	158 FELT, Baptiste
36	52	15,35	3,3876	22,4617	37,44	109 EVESQUE, Michel
37	52	15,43	3,3701	22,3452	37,24	319 ROSSIGNOL, Bernard
38	43	12,76	3,3699	22,3442	37,24	213 MOURGUES, Jacques
39	36	10,78	3,3395	22,1427	36,90	256 LACROIX, Christian
40	58	18,09	3,2062	21,2587	35,43	212 MORIN, Patrick
41	39	13,40	2,9104	19,2977	32,16	111 LAPEYRE, Franck
42	52	20,60	2,5243	16,7372	27,90	169 VALLE, Thierry
43	48	19,46	2,4666	16,3548	27,26	88 PERROT, Manuela
44	37	15,62	2,3688	15,7061	26,18	195 GATEAU, Philippe
45	42	17,87	2,3503	15,5837	25,97	330 GOY, Philippe
46	52	22,42	2,3194	15,3785	25,63	92 BRIDE, Martial

# STANDARD -- Overall Stage Results

## French Nationals

Printed juin 24, 2012 at 17:58



### Stage 4 -- Three in a Row

	<b>PTS</b>	<b>TIME</b>	<b>HIT FACTOR</b>	<b>STAGE POINTS</b>	<b>STAGE PERCENT</b>	<b>COMPETITOR # Name</b>
47	39	17,23	2,2635	15,0081	25,01	166 PEROT, Gérard
48	52	29,93	1,7374	11,5198	19,20	119 TRUONG-VINH-TONG, Andre
49	42	27,43	1,5312	10,1524	16,92	296 MULLER, Jean-Paul
50	20	13,41	1,4914	9,8889	16,48	73 VANDENABEELLE, Christian
51	24	17,48	1,3730	9,1037	15,17	280 DUMONT, José
52	9	7,10	1,2676	8,4049	14,01	278 PESCE, Fabricio
53	16	13,76	1,1628	7,7099	12,85	120 WEBER, Didier
54	16	16,73	0,9564	6,3412	10,57	154 ANGLADE, Jean-Paul
55	24	29,41	0,8160	5,4108	9,02	286 DU-BOISROUVRAY, Fabrice
56	7	13,66	0,5124	3,3978	5,66	228 FONDER, Anne Valérie

# PRODUCTION -- Overall Stage Results

## French Nationals

Printed juin 24, 2012 at 17:58



### Stage 4 -- Three in a Row

	PTS	TIME	HIT FACTOR	STAGE POINTS	STAGE PERCENT	COMPETITOR # Name
1	54	5,70	9,4737	60,0000	100,00	7 GRAUFFEL, Eric
2	52	5,84	8,9041	56,3927	93,99	26 SEBO, Robin
3	54	6,54	8,2569	52,2936	87,16	27 VYSNY, Marian
4	58	7,15	8,1119	51,3753	85,63	8 GUICHARD, Louis
5	54	6,92	7,8035	49,4220	82,37	6 DE-CHESSÉ, Laurent
6	50	6,41	7,8003	49,4020	82,34	328 PEREZ-BAZ, Jose-Vicente
7	54	7,03	7,6814	48,6486	81,08	19 HRNCIARIK, Andrej
8	52	7,01	7,4180	46,9805	78,30	148 NASSO, Michel
9	46	6,28	7,3248	46,3907	77,32	22 LIEHNE, Zdenek
10	50	6,93	7,2150	45,6950	76,16	326 BUENAVENTURA, Darias-Medina
11	56	8,20	6,8293	43,2520	72,09	15 GARCIA, Franck
12	54	8,32	6,4904	41,1058	68,51	25 REICH, Rolf-Dieter
13	56	8,82	6,3492	40,2116	67,02	38 SCHRANER, Remo
14	46	7,25	6,3448	40,1839	66,97	11 QUERTINIER, Stephane
15	46	7,71	5,9663	37,7864	62,98	327 IBANEZ-CHAROLA, Gorka
16	41	7,16	5,7263	36,2663	60,44	312 PICHENOT, Christophe
17	52	9,14	5,6893	36,0321	60,05	44 BACQ, Philippe
18	37	6,78	5,4572	34,5624	57,60	5 DAGUENEL, Laëtitia
19	44	8,17	5,3856	34,1085	56,85	31 DONOT, Marc
20	37	6,94	5,3314	33,7656	56,28	1 ALTUNA, Denis
21	48	9,03	5,3156	33,6656	56,11	3 CARRIE, Stéphane
22	52	9,80	5,3061	33,6054	56,01	96 BUSSER, Alain
23	56	10,56	5,3030	33,5859	55,98	258 MERCHICA, Philippe
24	54	10,46	5,1625	32,6960	54,49	46 BETTERMANN, Heribert
25	37	7,23	5,1176	32,4112	54,02	9 LAVERGNE, Mathieu
26	54	10,62	5,0847	32,2034	53,67	82 DEITHRICH, Kurt
27	52	10,25	5,0732	32,1301	53,55	56 PLATEUS, Raymond
28	56	11,06	5,0633	32,0675	53,45	140 BEDROSSIAN, Marc
29	52	10,54	4,9336	31,2460	52,08	139 BALLIERE, Guillaume
30	58	11,95	4,8536	30,7392	51,23	131 GOUGIS, Christophe
31	39	8,22	4,7445	30,0487	50,08	13 VEZIAT, Pierre
32	52	11,04	4,7101	29,8309	49,72	102 MEYER, Jonathan
33	43	9,21	4,6688	29,5693	49,28	39 THOMPSON, David
34	39	8,55	4,5614	28,8889	48,15	10 MELEY, Philippe
35	54	11,87	4,5493	28,8121	48,02	241 PICARD, Nicolas
36	54	11,90	4,5378	28,7395	47,90	94 BURGADA, Laurent
37	26	5,90	4,4068	27,9096	46,52	14 DE-COBOS, Eduardo
38	56	12,92	4,3344	27,4510	45,75	160 HAUSER, Lionel
39	38	8,77	4,3330	27,4420	45,74	153 UJEVIC, Christophe
40	54	12,63	4,2755	27,0784	45,13	113 MOINE, Christian
41	46	10,81	4,2553	26,9504	44,92	77 BARBIER, Christophe
42	58	13,78	4,2090	26,6570	44,43	98 DABEK, Pierre-Emmanuel
43	48	11,41	4,2068	26,6433	44,41	123 BIZET, Mathias
44	50	11,91	4,1982	26,5883	44,31	107 CARDOT, Thierry
45	54	12,99	4,1570	26,3279	43,88	97 CLAIRE, Olivier
46	58	14,18	4,0903	25,9050	43,18	313 SANCEAU, Thierry



# PRODUCTION -- Overall Stage Results

## French Nationals

Printed juin 24, 2012 at 17:58



### Stage 4 -- Three in a Row

	PTS	TIME	HIT FACTOR	STAGE POINTS	STAGE PERCENT	COMPETITOR # Name
47	52	12,85	4,0467	25,6291	42,72	191 CHAUME, Thierry
48	35	8,66	4,0416	25,5966	42,66	219 BERGAMASCO, Nicolas
49	46	11,72	3,9249	24,8578	41,43	63 GILANT, Christophe
50	35	8,95	3,9106	24,7672	41,28	4 CLIN, Robert
51	56	14,40	3,8889	24,6296	41,05	179 NATALIZIO, Robert
52	58	14,98	3,8718	24,5216	40,87	83 JAMAULT, Vincent
53	54	14,10	3,8298	24,2553	40,43	134 LATREILLE, Philippe
54	54	14,41	3,7474	23,7335	39,56	172 COUPE, Laurent
55	52	13,96	3,7249	23,5912	39,32	121 WELTER, Tony
56	42	11,29	3,7201	23,5607	39,27	132 GOUGIS, Rémi
57	56	15,34	3,6506	23,1204	38,53	190 CARBONELL, Jean-François
58	50	13,78	3,6284	22,9802	38,30	75 ALEXANDRE, Jean-Marc
59	56	15,66	3,5760	22,6479	37,75	90 VERGERA, José
60	58	16,51	3,5130	22,2491	37,08	289 FILLATRE, David
61	48	13,84	3,4682	21,9653	36,61	95 BURGADA, Luc
62	48	13,96	3,4384	21,7765	36,29	76 AMARO, Dominique
63	50	15,01	3,3311	21,0970	35,16	301 DELABRE, Philippe
64	42	12,70	3,3071	20,9449	34,91	263 VIAUD, Jean-Michel
65	42	12,82	3,2761	20,7488	34,58	47 CHERNOGOROV, Alexander
66	43	13,57	3,1688	20,0688	33,45	141 BOUTIN, Hervé
67	29	9,19	3,1556	19,9855	33,31	34 MONTRUCCHIO, Davide
68	50	15,86	3,1526	19,9664	33,28	226 DELDO, Nicolas
69	24	7,67	3,1291	19,8175	33,03	2 BACULARD, Patrick
70	20	6,46	3,0960	19,6078	32,68	28 ZAPLETAL, Miroslav
71	31	10,08	3,0754	19,4775	32,46	253 CASSIGNAC, Jean-Paul
72	46	15,18	3,0303	19,1919	31,99	53 LERETRIF, Nicolas
73	50	17,21	2,9053	18,4002	30,67	100 FRICOU, Eric-Olivier
74	37	12,80	2,8906	18,3073	30,51	181 NOYRIGAT, Michel
75	48	16,69	2,8760	18,2145	30,36	331 NOZIERES, Sebastien
76	56	19,58	2,8601	18,1137	30,19	291 GIACOMETTI, Christian
77	42	14,87	2,8245	17,8884	29,81	86 MEUNIER, Pierre
78	41	14,53	2,8217	17,8711	29,79	242 PLAIT, Antoine
79	54	19,16	2,8184	17,8497	29,75	177 JOUANNE, Rene
80	41	14,67	2,7948	17,7005	29,50	243 RIOU, Sylvain
81	35	12,94	2,7048	17,1303	28,55	79 BOUCAUT, Jean-Louis
82	42	15,55	2,7010	17,1061	28,51	192 CHAUVET, Jean-Marc
83	54	20,06	2,6919	17,0489	28,41	115 RORIVE, Jacky
84	50	18,62	2,6853	17,0068	28,34	55 NEVEU, Gaylord
85	26	9,71	2,6777	16,9585	28,26	147 LYGINOS, Kyriakos
86	44	16,45	2,6748	16,9402	28,23	279 BIANCHI, Olivier
87	42	15,74	2,6684	16,8996	28,17	297 NYCZ, Margaux
88	50	18,90	2,6455	16,7549	27,92	174 FARKAS, Jean
89	48	18,18	2,6403	16,7217	27,87	310 RANGOLE, Herve
90	46	17,43	2,6391	16,7145	27,86	152 TOURNIER, Francois-Marie
91	48	18,23	2,6330	16,6758	27,79	290 FREDEZ, Jean-Maurice
92	44	16,72	2,6316	16,6667	27,78	145 ITCAL, Philippe

# PRODUCTION -- Overall Stage Results

## French Nationals

Printed juin 24, 2012 at 17:58



### Stage 4 -- Three in a Row

	PTS	TIME	HIT FACTOR	STAGE POINTS	STAGE PERCENT	COMPETITOR # Name
93	43	16,48	2,6092	16,5251	27,54	189 BRUSON, Laurent
94	54	20,80	2,5962	16,4423	27,40	246 SCHMITT, David
95	44	17,08	2,5761	16,3154	27,19	89 SAUTEL, Philippe
96	31	12,11	2,5599	16,2125	27,02	33 LAMBRECHTS, Alain
97	43	17,09	2,5161	15,9352	26,56	143 CLEMENT, Aurélie
98	22	9,00	2,4444	15,4815	25,80	12 SAGON, Aurelien
99	41	16,84	2,4347	15,4196	25,70	303 LACAZE, Christophe
100	37	15,71	2,3552	14,9162	24,86	122 WOHNER, Jean-Philippe
101	37	15,78	2,3447	14,8500	24,75	188 BEAUVILLIERS, Anne
102	37	16,02	2,3096	14,6275	24,38	302 FACON, Laurent
103	29	12,61	2,2998	14,5652	24,28	138 AIRIEAU, Matthieu
104	56	24,48	2,2876	14,4880	24,15	51 KAHIL, Si-Mohamed
105	56	24,61	2,2755	14,4115	24,02	210 LESAINE, Claudine
106	38	16,82	2,2592	14,3084	23,85	247 SEGUIN, Gaetan
107	29	12,86	2,2551	14,2820	23,80	78 BARILLEAU, Magalie
108	37	16,47	2,2465	14,2279	23,71	106 ROSSI, Benvenuto
109	37	17,13	2,1600	13,6797	22,80	203 ARTAL, Audrey
110	24	11,16	2,1505	13,6201	22,70	61 CROUZET, Stephane
111	52	24,53	2,1199	13,4257	22,38	314 GUILMART, Nicolas
112	35	17,37	2,0150	12,7615	21,27	200 LAMOUREUX, Nicolas
113	39	19,62	1,9878	12,5892	20,98	103 MONTURY, Robert
114	35	18,05	1,9391	12,2807	20,47	112 MAION, Jacques
115	46	24,34	1,8899	11,9693	19,95	215 PAYRAULT, Christian
116	37	19,61	1,8868	11,9497	19,92	292 GRAUFFEL, Gérard
117	29	15,66	1,8519	11,7284	19,55	311 TREUSSARD, Francois
118	20	11,44	1,7483	11,0723	18,45	144 HUMILIER, Nicolas
119	33	18,94	1,7423	11,0348	18,39	118 SOURRY, Thierry
120	43	25,07	1,7152	10,8629	18,10	185 TEISSIER, Philippe
121	38	22,88	1,6608	10,5186	17,53	42 VERITE, Isabelle
122	24	14,53	1,6518	10,4611	17,44	116 RUFFIOT, Christian
123	48	30,78	1,5595	9,8765	16,46	216 PLOQUIN, Jocelyne
124	22	14,44	1,5235	9,6491	16,08	317 DECARPIGNIES, Pascal
125	23	15,69	1,4659	9,2840	15,47	142 BRUTTO, Fabrice
126	31	21,18	1,4636	9,2698	15,45	155 BOLOU, Christophe
127	21	14,38	1,4604	9,2490	15,41	105 POLO, Bruno
128	22	15,34	1,4342	9,0830	15,14	315 POTHEE, Geoffroy
129	37	26,52	1,3952	8,8361	14,73	306 HAGE, Bruno
130	33	23,90	1,3808	8,7448	14,57	80 BOUMARD, Jacky
131	16	13,16	1,2158	7,7001	12,83	66 LACHIVER, Erwan
132	25	20,69	1,2083	7,6527	12,75	84 MANT, Alexandra
133	16	13,51	1,1843	7,5006	12,50	87 PELLETIER, Guillaume
134	16	14,27	1,1212	7,1011	11,84	163 LAPP, Pascal
135	9	10,04	0,8964	5,6773	9,46	231 LAUNAY, Virginie
136	0	17,63	0,0000	0,0000	0,00	69 PASERO, Damien
137	0	32,40	0,0000	0,0000	0,00	236 FRANCHESCHI, David

# CLASSIC -- Overall Stage Results

## French Nationals

Printed juin 24, 2012 at 17:58



### Stage 4 -- Three in a Row

	<b>PTS</b>	<b>TIME</b>	<b>HIT FACTOR</b>	<b>STAGE POINTS</b>	<b>STAGE PERCENT</b>	<b>COMPETITOR # Name</b>
1	50	11,87	4,2123	60,0000	100,00	68 MAILLOT, Julien
2	58	16,85	3,4421	49,0298	81,72	117 SANGUINETTI, Rodolphe
3	45	13,18	3,4143	48,6328	81,05	85 MANT, Patrick
4	60	18,66	3,2154	45,8006	76,33	171 CABELGUEN, Pierre
5	42	15,73	2,6701	38,0323	63,39	93 BUREL, François
6	40	16,41	2,4375	34,7203	57,87	125 DAGUENEL, Didier
7	45	19,20	2,3438	33,3844	55,64	307 LICHTLE, Éric
8	27	14,23	1,8974	27,0266	45,04	30 DELLA-VALLE, Luigi
9	58	31,67	1,8314	26,0863	43,48	318 GOUSSE, Jean-Rene
10	18	11,52	1,5625	22,2563	37,09	309 PERROT, Laurent

# REVOLVER (STANDARD) -- Overall Stage Results

## French Nationals

Printed juin 24, 2012 at 17:58



### Stage 4 -- Three in a Row

	<b>PTS</b>	<b>TIME</b>	<b>HIT FACTOR</b>	<b>STAGE POINTS</b>	<b>STAGE PERCENT</b>	<b>COMPETITOR # Name</b>
1	56	17,64	3,1746	60,0000	100,00	235 DODANE, Erick
2	46	16,14	2,8501	53,8662	89,78	20 ITANI, MARWAN
3	38	18,51	2,0529	38,8007	64,67	186 BAILLET, Jean-françois
4	40	25,11	1,5930	30,1075	50,18	165 LASSORT, Christophe
5	56	39,49	1,4181	26,8017	44,67	198 JOBARD, Philippe
6	46	37,01	1,2429	23,4909	39,15	207 HOCQUET, SERGE
7	23	21,93	1,0488	19,8222	33,04	178 LANET, Luc
8	43	41,07	1,0470	19,7882	32,98	294 BIZET, Sandrine
9	0	29,43	0,0000	0,0000	0,00	157 DESROCHES, Jocelyne
10	0	26,60	0,0000	0,0000	0,00	248 SIMON, Bernard

# OPEN -- Overall Stage Results

## French Nationals

Printed juin 24, 2012 at 17:58



### Stage 5 -- In the Kennels

	PTS	TIME	HIT FACTOR	STAGE POINTS	STAGE PERCENT	COMPETITOR # Name
1	119	10,10	11,7822	120,0000	100,00	276 OBRIOT, Emile
2	104	9,37	11,0993	113,0445	94,20	274 KIRSCH, Saul
3	118	11,26	10,4796	106,7331	88,94	54 MEIER, Dominic
4	115	10,99	10,4641	106,5751	88,81	271 HUTTNER, Eli
5	109	10,58	10,3025	104,9292	87,44	269 DEVILLE, Remy
6	115	11,32	10,1590	103,4683	86,22	71 RENOUX, Gilles
7	118	11,69	10,0941	102,8071	85,67	21 KAMENICEK, Martin
8	114	11,33	10,0618	102,4780	85,40	267 DA-COSTA, Patrice
9	116	11,72	9,8976	100,8059	84,00	277 OBRIOT, Thierry
10	117	11,93	9,8072	99,8852	83,24	67 LOORE, Frederic
11	101	10,57	9,5553	97,3200	81,10	222 CECOT, Christian
12	115	12,17	9,4495	96,2416	80,20	239 MONTARGOT, Renaud
13	117	12,44	9,4051	95,7902	79,83	322 RIGAUDY, Cédric
14	113	12,09	9,3466	95,1936	79,33	41 TODARO, Giuseppe
15	108	11,66	9,2624	94,3367	78,61	332 DESAGNEAUX, Jean-Luc
16	111	12,15	9,1358	93,0470	77,54	225 DAZZI, Georges
17	116	12,74	9,1052	92,7351	77,28	101 GRASSO, Bruno
18	112	12,73	8,7981	89,6077	74,67	184 TARRADE, Alain
19	111	12,72	8,7264	88,8774	74,06	270 GIBERT, Philippe
20	111	12,94	8,5781	87,3664	72,81	70 PITOT-AIMARETTI, Christophe
21	116	13,67	8,4857	86,4261	72,02	223 CORNUT, Pierre
22	115	13,56	8,4808	86,3762	71,98	285 DESAUGERE, Jean-François
23	117	13,80	8,4783	86,3500	71,96	182 PENALVA-PASQUET, Pierre-Jean
24	114	13,57	8,4009	85,5620	71,30	48 CLAUSEN, Torsten
25	114	13,77	8,2789	84,3192	70,27	62 DAMIANO, Georges
26	118	14,47	8,1548	83,0556	69,21	266 CANETTA, Irene
27	113	14,20	7,9577	81,0486	67,54	49 DEFGNEE, Alphonse
28	113	14,32	7,8911	80,3695	66,97	104 OGANESSIAN, Sarkis
29	119	15,17	7,8444	79,8945	66,58	18 HOREJSI, Lenka
30	110	14,10	7,8014	79,4565	66,21	167 SALLET, Gauthier
31	116	15,14	7,6618	78,0347	65,03	135 LOPEZ, Christophe
32	118	15,53	7,5982	77,3867	64,49	137 MIGLIACCIO, Gilles
33	116	15,33	7,5669	77,0676	64,22	320 BOUCHOUCHA, Marc
34	102	13,63	7,4835	76,2184	63,52	220 BIZOUARN, Eric
35	101	13,60	7,4265	75,6377	63,03	218 ASTORG, Gérard
36	119	16,27	7,3141	74,4929	62,08	43 ZANARDI, Annamaria
37	117	16,43	7,1211	72,5277	60,44	209 LELEU, Christian
38	117	16,70	7,0060	71,3551	59,46	295 LAUREMBOURLE, Jacques
39	112	16,05	6,9782	71,0720	59,23	329 BALBO, René
40	112	16,19	6,9179	70,4574	58,71	126 DEVILLE, Jacques
41	109	15,95	6,8339	69,6020	58,00	37 PETTENATI, Simonetta
42	117	17,15	6,8222	69,4828	57,90	208 LAGACHE, Pierre
43	99	14,56	6,7995	69,2515	57,71	321 HAZAN, Albert
44	117	17,25	6,7826	69,0800	57,57	50 GRANDGÉRARD, Hervé
45	120	17,84	6,7265	68,5081	57,09	293 TACKENS, Philippe
46	118	17,62	6,6969	68,2074	56,84	170 BUFFARD, François

# OPEN -- Overall Stage Results

## French Nationals

Printed juin 24, 2012 at 17:58



### Stage 5 -- In the Kennels

	<b>PTS</b>	<b>TIME</b>	<b>HIT FACTOR</b>	<b>STAGE POINTS</b>	<b>STAGE PERCENT</b>	<b>COMPETITOR # Name</b>
47	117	17,65	6,6289	67,5145	56,26	288 MEUNIER, Gerard
48	104	15,76	6,5990	67,2098	56,01	127 DURIEZ, Jean-Paul
49	115	17,51	6,5677	66,8910	55,74	304 PITOT-AIMARETTI, Robert
50	112	17,18	6,5192	66,3973	55,33	233 MILLOT, Patrick
51	117	18,00	6,5000	66,2017	55,17	57 RANDAXHE, Patrick
52	111	17,48	6,3501	64,6751	53,90	196 GATEAU, Thomas
53	119	18,98	6,2698	63,8567	53,21	316 YING, Chittackak
54	120	19,79	6,0637	61,7577	51,46	299 WOLAN, Joseph
55	100	17,01	5,8789	59,8758	49,90	128 FAMILIARI, Antonio
56	113	19,41	5,8217	59,2937	49,41	130 GONZALEZ, Louis
57	113	19,58	5,7712	58,7789	48,98	214 PANE, Bernard
58	119	20,83	5,7129	58,1853	48,49	245 RUSSI, Paul
59	109	19,24	5,6653	57,7002	48,08	40 TISSINGH, Klaas
60	107	18,96	5,6435	57,4779	47,90	110 JOURDE, Philippe
61	118	20,99	5,6217	57,2566	47,71	150 SALOMON, Jean-Francis
62	113	20,65	5,4722	55,7332	46,44	58 ULMANN, Josef
63	116	21,29	5,4486	55,4930	46,24	133 HRELJA, Brice
64	116	22,81	5,0855	51,7951	43,16	244 RUSSI, Bernard
65	111	22,61	4,9093	50,0009	41,67	81 CABLE, Nathalie
66	116	24,25	4,7835	48,7194	40,60	187 BAILLET, Valentin
67	115	25,91	4,4384	45,2050	37,67	240 NOWAK, Hubert
68	87	19,69	4,4185	45,0017	37,50	230 GROS, Thierry
69	113	26,18	4,3163	43,9607	36,63	211 MARCE, Pierre
70	118	29,93	3,9425	40,1542	33,46	114 NOEL, Francis
71	112	31,66	3,5376	36,0299	30,02	36 PATTIMUKAIJ, Nonna
72	116	37,49	3,0942	31,5136	26,26	173 ETOURNEAU, Helene
73	90	38,11	2,3616	24,0524	20,04	129 GONZALEZ, Amédée

# STANDARD -- Overall Stage Results

## French Nationals

Printed juin 24, 2012 at 17:58



### Stage 5 -- In the Kennels

	PTS	TIME	HIT FACTOR	STAGE POINTS	STAGE PERCENT	COMPETITOR # Name
1	115	11,46	10,0349	120,0000	100,00	272 JAIME, Juan-Carlos
2	117	11,72	9,9829	119,3785	99,48	323 TESTA, Eddy
3	114	12,00	9,5000	113,6035	94,67	256 LACROIX, Christian
4	114	12,06	9,4527	113,0383	94,20	273 JENSEN, Ralf
5	114	12,10	9,4215	112,6646	93,89	255 GUILLAUME, Bertrand
6	120	13,21	9,0840	108,6292	90,52	278 PESCE, Fabricio
7	112	12,50	8,9600	107,1460	89,29	251 BOIT, Julien
8	108	12,07	8,9478	107,0002	89,17	250 BEAUNIER, Francois
9	116	12,99	8,9299	106,7866	88,99	298 RACLOT, Gérard
10	115	13,33	8,6272	103,1658	85,97	260 POIRET, Jerome
11	112	13,02	8,6022	102,8668	85,72	262 PRIEUR, Grégory
12	114	13,28	8,5843	102,6537	85,54	254 GERARD, Joel
13	116	14,01	8,2798	99,0120	82,51	224 DA-ROS, Philippe
14	113	13,70	8,2482	98,6338	82,19	91 BERNE, Yannick
15	99	12,01	8,2431	98,5735	82,14	275 MIDGLEY, Gregory
16	115	14,14	8,1330	97,2560	81,05	74 VANDENABEELLE, Mathieu
17	120	15,10	7,9470	95,0325	79,19	149 PODLESKA, R
18	114	14,41	7,9112	94,6039	78,84	252 CARRIER, Philippe
19	117	14,98	7,8104	93,3990	77,83	60 COLOMBINI, Jean-Pierre
20	117	15,29	7,6521	91,5053	76,25	59 CABLE, Xavier
21	99	13,03	7,5979	90,8571	75,71	111 LAPEYRE, Franck
22	116	15,28	7,5916	90,7826	75,65	204 CARTOUX, David
23	112	14,82	7,5574	90,3728	75,31	162 HOUPERT, Emmanuel
24	109	14,86	7,3351	87,7154	73,10	159 FELT, Olivier
25	120	16,59	7,2333	86,4974	72,08	109 EVESQUE, Michel
26	118	16,42	7,1864	85,9363	71,61	120 WEBER, Didier
27	120	17,54	6,8415	81,8125	68,18	308 MANSCHING, Michel
28	104	15,42	6,7445	80,6524	67,21	261 POLF, Romain
29	97	14,43	6,7221	80,3847	66,99	227 DESTREBECQ, Marian
30	116	17,47	6,6400	79,4023	66,17	73 VANDENABEELLE, Christian
31	116	18,02	6,4373	76,9788	64,15	238 MACHET, Christophe
32	117	18,39	6,3622	76,0803	63,40	154 ANGLADE, Jean-Paul
33	82	13,06	6,2787	75,0825	62,57	264 VIAUD, Julien
34	100	16,17	6,1843	73,9534	61,63	221 BIZOUARN, Mireille
35	109	17,73	6,1478	73,5167	61,26	296 MULLER, Jean-Paul
36	116	18,95	6,1214	73,2010	61,00	35 ORLANDINI, Alberto
37	117	19,21	6,0906	72,8327	60,69	330 GOY, Philippe
38	116	19,16	6,0543	72,3987	60,33	119 TRUONG-VINH-TONG, Andre
39	114	19,17	5,9468	71,1133	59,26	180 NATALIZIO, Silvain
40	118	19,87	5,9386	71,0153	59,18	195 GATEAU, Philippe
41	120	21,20	5,6604	67,6883	56,41	64 GOIBEAULT, Pascal
42	116	20,50	5,6585	67,6663	56,39	280 DUMONT, José
43	116	20,82	5,5716	66,6262	55,52	88 PERROT, Manuela
44	120	21,64	5,5453	66,3120	55,26	169 VALLE, Thierry
45	116	21,91	5,2944	63,3117	52,76	228 FONDER, Anne Valérie
46	119	22,51	5,2865	63,2178	52,68	319 ROSSIGNOL, Bernard

# STANDARD -- Overall Stage Results

## French Nationals

Printed juin 24, 2012 at 17:58



### Stage 5 -- In the Kennels

	<b>PTS</b>	<b>TIME</b>	<b>HIT FACTOR</b>	<b>STAGE POINTS</b>	<b>STAGE PERCENT</b>	<b>COMPETITOR # Name</b>
47	120	22,98	5,2219	62,4452	52,04	286 DU-BOISROUVRAY, Fabrice
48	116	22,35	5,1902	62,0653	51,72	213 MOURGUES, Jacques
49	70	14,06	4,9787	59,5362	49,61	205 CLOT, Jean-Marc
50	116	23,38	4,9615	59,3310	49,44	166 PEROT, Gérard
51	117	24,10	4,8548	58,0546	48,38	124 CAUDAL, Loic
52	120	24,77	4,8446	57,9326	48,28	158 FELT, Baptiste
53	112	24,41	4,5883	54,8679	45,72	257 MARTIN-PRIVAT, Pierre
54	120	29,18	4,1124	49,1772	40,98	92 BRIDE, Martial
55	0	15,16	0,0000	0,0000	0,00	300 COLLARD, Andre
56	0	7,00	0,0000	0,0000	0,00	212 MORIN, Patrick



# PRODUCTION -- Overall Stage Results

## French Nationals

Printed juin 24, 2012 at 17:58



### Stage 5 -- In the Kennels

	PTS	TIME	HIT FACTOR	STAGE POINTS	STAGE PERCENT	COMPETITOR # Name
1	116	10,97	10,5743	120,0000	100,00	7 GRAUFFEL, Eric
2	118	11,34	10,4056	118,0861	98,41	328 PEREZ-BAZ, Jose-Vicente
3	116	11,80	9,8305	111,5593	92,97	38 SCHRANER, Remo
4	116	11,86	9,7808	110,9949	92,50	1 ALTUNA, Denis
5	120	12,44	9,6463	109,4689	91,22	26 SEBO, Robin
6	116	12,19	9,5160	107,9902	89,99	11 QUERTINIER, Stephane
7	112	11,86	9,4435	107,1675	89,31	8 GUICHARD, Louis
8	108	11,57	9,3345	105,9303	88,28	3 CARRIE, Stéphane
9	118	12,78	9,2332	104,7806	87,32	5 DAGUENEL, Laëtitia
10	110	12,03	9,1438	103,7665	86,47	27 VYSNY, Marian
11	114	12,62	9,0333	102,5122	85,43	14 DE-COBOS, Eduardo
12	99	10,97	9,0246	102,4138	85,34	9 LAVERGNE, Mathieu
13	116	13,01	8,9162	101,1837	84,32	253 CASSIGNAC, Jean-Paul
14	112	12,63	8,8678	100,6340	83,86	13 VEZIAT, Pierre
15	118	13,32	8,8589	100,5328	83,78	28 ZAPLETAL, Miroslav
16	116	13,17	8,8079	99,9544	83,30	31 DONOT, Marc
17	114	13,37	8,5266	96,7617	80,63	82 DEITHRICH, Kurt
18	116	13,63	8,5106	96,5811	80,48	326 BUENAVENTURA, Darias-Medina
19	114	13,61	8,3762	95,0554	79,21	10 MELEY, Philippe
20	118	14,12	8,3569	94,8369	79,03	327 IBANEZ-CHAROLA, Gorka
21	118	14,16	8,3333	94,5690	78,81	15 GARCIA, Franck
22	118	14,22	8,2982	94,1699	78,47	12 SAGON, Aurelien
23	116	14,10	8,2270	93,3617	77,80	77 BARBIER, Christophe
24	116	14,10	8,2270	93,3617	77,80	312 PICHENOT, Christophe
25	118	14,65	8,0546	91,4059	76,17	219 BERGAMASCO, Nicolas
26	116	14,41	8,0500	91,3532	76,13	19 HRNCIARIK, Andrej
27	118	14,68	8,0381	91,2191	76,02	22 LIEHNE, Zdenek
28	118	14,83	7,9568	90,2965	75,25	39 THOMPSON, David
29	114	14,40	7,9167	89,8405	74,87	97 CLAIRE, Olivier
30	108	13,96	7,7364	87,7947	73,16	46 BETTERMANN, Heribert
31	120	15,62	7,6825	87,1827	72,65	56 PLATEUS, Raymond
32	116	15,20	7,6316	86,6053	72,17	241 PICARD, Nicolas
33	116	15,50	7,4839	84,9290	70,77	34 MONTRUCCHIO, Davide
34	118	15,80	7,4684	84,7529	70,63	153 UJEVIC, Christophe
35	118	15,83	7,4542	84,5923	70,49	94 BURGADA, Laurent
36	116	15,61	7,4311	84,3306	70,28	61 CROUZET, Stephane
37	110	14,82	7,4224	84,2315	70,19	25 REICH, Rolf-Dieter
38	112	15,22	7,3587	83,5090	69,59	83 JAMAULT, Vincent
39	114	15,52	7,3454	83,3572	69,46	279 BIANCHI, Olivier
40	112	15,28	7,3298	83,1811	69,32	142 BRUTTO, Fabrice
41	110	15,06	7,3041	82,8891	69,07	310 RANGOLE, Herve
42	116	15,91	7,2910	82,7404	68,95	53 LERETRIF, Nicolas
43	91	12,52	7,2684	82,4835	68,74	2 BACULARD, Patrick
44	108	14,86	7,2678	82,4774	68,73	6 DE-CHESSSE, Laurent
45	114	15,75	7,2381	82,1399	68,45	76 AMARO, Dominique
46	120	16,70	7,1856	81,5445	67,95	263 VIAUD, Jean-Michel

# PRODUCTION -- Overall Stage Results

## French Nationals

Printed juin 24, 2012 at 17:58



### Stage 5 -- In the Kennels

PTS	TIME	HIT FACTOR	STAGE POINTS	STAGE PERCENT	COMPETITOR # Name
47	104	14,52	7,1625	81,2824	67,74 89 SAUTEL, Philippe
48	118	16,82	7,0155	79,6133	66,34 174 FARKAS, Jean
49	112	15,99	7,0044	79,4876	66,24 292 GRAUFFEL, Gérard
50	116	16,57	7,0006	79,4448	66,20 79 BOUCAUT, Jean-Louis
51	106	15,29	6,9326	78,6735	65,56 132 GOUGIS, Rémi
52	101	14,57	6,9321	78,6668	65,56 4 CLIN, Robert
53	114	16,62	6,8592	77,8402	64,87 191 CHAUME, Thierry
54	116	16,95	6,8437	77,6637	64,72 246 SCHMITT, David
55	114	16,75	6,8060	77,2360	64,36 139 BALLIERE, Guillaume
56	120	17,78	6,7492	76,5913	63,83 160 HAUSER, Lionel
57	112	16,69	6,7106	76,1538	63,46 44 BACQ, Philippe
58	116	17,42	6,6590	75,5683	62,97 107 CARDOT, Thierry
59	120	18,03	6,6556	75,5293	62,94 172 COUPE, Laurent
60	120	18,34	6,5431	74,2526	61,88 302 FACON, Laurent
61	118	18,13	6,5085	73,8608	61,55 297 NYCZ, Margaux
62	120	18,44	6,5076	73,8500	61,54 242 PLAIT, Antoine
63	118	18,15	6,5014	73,7794	61,48 247 SEGUIN, Gaetan
64	108	16,62	6,4982	73,7433	61,45 258 MERCHICA, Philippe
65	110	17,02	6,4630	73,3437	61,12 105 POLO, Bruno
66	114	17,64	6,4626	73,3392	61,12 87 PELLETIER, Guillaume
67	110	17,12	6,4252	72,9153	60,76 306 HAGE, Bruno
68	116	18,20	6,3736	72,3297	60,27 140 BEDROSSIAN, Marc
69	110	17,30	6,3584	72,1567	60,13 47 CHERNOGOROV, Alexander
70	120	18,93	6,3391	71,9384	59,95 215 PAYRAULT, Christian
71	116	18,37	6,3146	71,6603	59,72 243 RIOU, Sylvain
72	110	17,48	6,2929	71,4136	59,51 131 GOUGIS, Christophe
73	112	17,81	6,2886	71,3648	59,47 116 RUFFIOT, Christian
74	120	19,11	6,2794	71,2608	59,38 190 CARBONELL, Jean-François
75	116	18,48	6,2771	71,2338	59,36 90 VERGERA, José
76	116	18,54	6,2567	71,0032	59,17 121 WELTER, Tony
77	118	18,91	6,2401	70,8142	59,01 138 AIRIEAU, Matthieu
78	116	18,68	6,2099	70,4711	58,73 231 LAUNAY, Virginie
79	102	16,44	6,2044	70,4090	58,67 314 GUILMART, Nicolas
80	116	18,70	6,2032	70,3957	58,66 179 NATALIZIO, Robert
81	114	18,51	6,1588	69,8921	58,24 192 CHAUVET, Jean-Marc
82	110	17,87	6,1556	69,8551	58,21 134 LATREILLE, Philippe
83	108	17,59	6,1399	69,6767	58,06 86 MEUNIER, Pierre
84	120	19,59	6,1256	69,5147	57,93 113 MOINE, Christian
85	116	18,95	6,1214	69,4670	57,89 96 BUSSER, Alain
86	110	18,07	6,0874	69,0819	57,57 51 KAHIL, Si-Mohamed
87	118	19,41	6,0793	68,9900	57,49 75 ALEXANDRE, Jean-Marc
88	114	18,86	6,0445	68,5951	57,16 311 TREUSSARD, Francois
89	114	18,91	6,0286	68,4137	57,01 147 LYGINOS, Kyriakos
90	116	19,28	6,0166	68,2780	56,90 84 MANT, Alexandra
91	110	18,63	5,9045	67,0054	55,84 331 NOZIERES, Sebastien
92	114	19,41	5,8733	66,6514	55,54 291 GIACOMETTI, Christian

# PRODUCTION -- Overall Stage Results

## French Nationals

Printed juin 24, 2012 at 17:58



### Stage 5 -- In the Kennels

	PTS	TIME	HIT FACTOR	STAGE POINTS	STAGE PERCENT	COMPETITOR # Name
93	110	18,75	5,8667	66,5766	55,48	123 BIZET, Mathias
94	114	19,84	5,7460	65,2068	54,34	141 BOUTIN, Hervé
95	108	18,85	5,7294	65,0193	54,18	313 SANCEAU, Thierry
96	120	21,05	5,7007	64,6933	53,91	145 ITCAL, Philippe
97	110	19,30	5,6995	64,6793	53,90	200 LAMOUREUX, Nicolas
98	108	19,02	5,6782	64,4382	53,70	317 DECARPIGNIES, Pascal
99	120	21,16	5,6711	64,3570	53,63	112 MAION, Jacques
100	96	17,26	5,5620	63,1190	52,60	315 POTHEE, Geoffroy
101	108	19,48	5,5441	62,9165	52,43	203 ARTAL, Audrey
102	120	21,76	5,5147	62,5824	52,15	301 DELABRE, Philippe
103	120	21,97	5,4620	61,9842	51,65	122 WOHNER, Jean-Philippe
104	112	20,59	5,4395	61,7293	51,44	148 NASSO, Michel
105	120	22,15	5,4176	61,4805	51,23	290 FREDEZ, Jean-Maurice
106	120	22,25	5,3933	61,2042	51,00	226 DELDO, Nicolas
107	112	20,78	5,3898	61,1649	50,97	144 HUMILIER, Nicolas
108	118	21,94	5,3783	61,0345	50,86	188 BEAUVILLIERS, Anne
109	120	22,42	5,3524	60,7401	50,62	155 BOLOU, Christophe
110	110	20,83	5,2808	59,9285	49,94	33 LAMBRECHTS, Alain
111	118	22,66	5,2074	59,0952	49,25	163 LAPP, Pascal
112	114	22,23	5,1282	58,1963	48,50	42 VERITE, Isabelle
113	118	23,23	5,0796	57,6451	48,04	66 LACHIVER, Erwan
114	106	21,31	4,9742	56,4485	47,04	143 CLEMENT, Aurélie
115	102	20,58	4,9563	56,2451	46,87	236 FRANCHESCHI, David
116	120	24,28	4,9423	56,0870	46,74	181 NOYRIGAT, Michel
117	120	24,92	4,8154	54,6466	45,54	98 DABEK, Pierre-Emmanuel
118	120	25,56	4,6948	53,2783	44,40	69 PASERO, Damien
119	118	25,20	4,6825	53,1388	44,28	55 NEVEU, Gaylord
120	118	25,23	4,6770	53,0756	44,23	115 RORIVE, Jacky
121	95	20,48	4,6387	52,6409	43,87	63 GILANT, Christophe
122	106	22,98	4,6127	52,3463	43,62	80 BOUMARD, Jacky
123	116	25,33	4,5795	51,9700	43,31	102 MEYER, Jonathan
124	116	25,58	4,5348	51,4621	42,89	95 BURGADA, Luc
125	114	25,39	4,4900	50,9533	42,46	152 TOURNIER, Francois-Marie
126	110	25,40	4,3307	49,1461	40,96	78 BARILLEAU, Magalie
127	116	27,15	4,2726	48,4862	40,41	106 ROSSI, Benvenuto
128	110	26,11	4,2129	47,8097	39,84	303 LACAZE, Christophe
129	120	30,34	3,9552	44,8844	37,40	185 TEISSIER, Philippe
130	118	30,37	3,8854	44,0927	36,74	100 FRICOU, Eric-Olivier
131	118	32,50	3,6308	41,2030	34,34	103 MONTURY, Robert
132	110	30,81	3,5703	40,5164	33,76	189 BRUSON, Laurent
133	120	35,57	3,3736	38,2849	31,90	118 SOURRY, Thierry
134	114	37,11	3,0719	34,8613	29,05	289 FILLATRE, David
135	106	42,74	2,4801	28,1450	23,45	210 LESAINE, Claudine
136	118	47,78	2,4697	28,0263	23,36	216 PLOQUIN, Jocelyne
137	36	22,23	1,6194	18,3778	15,31	177 JOUANNE, Rene

# CLASSIC -- Overall Stage Results

## French Nationals

Printed juin 24, 2012 at 17:58




### Stage 5 -- In the Kennels

	<b>PTS</b>	<b>TIME</b>	<b>HIT FACTOR</b>	<b>STAGE POINTS</b>	<b>STAGE PERCENT</b>	<b>COMPETITOR # Name</b>
1	116	14,12	8,2153	120,0000	100,00	309 PERROT, Laurent
2	118	16,39	7,1995	105,1625	87,64	307 LICHTLE, Éric
3	118	21,08	5,5977	81,7654	68,14	171 CABELGUEN, Pierre
4	110	20,07	5,4808	80,0577	66,71	85 MANT, Patrick
5	112	20,60	5,4369	79,4161	66,18	30 DELLA-VALLE, Luigi
6	116	22,07	5,2560	76,7739	63,98	68 MAILLOT, Julien
7	118	23,69	4,9810	72,7570	60,63	117 SANGUINETTI, Rodolphe
8	111	23,38	4,7476	69,3484	57,79	93 BUREL, François
9	110	27,10	4,0590	59,2900	49,41	125 DAGUENEL, Didier
10	108	26,62	4,0571	59,2616	49,38	318 GOUSSE, Jean-Rene

# REVOLVER (STANDARD) -- Overall Stage Results

## French Nationals

Printed juin 24, 2012 at 17:58



### Stage 5 -- In the Kennels

	<b>PTS</b>	<b>TIME</b>	<b>HIT FACTOR</b>	<b>STAGE POINTS</b>	<b>STAGE PERCENT</b>	<b>COMPETITOR # Name</b>
1	119	23,47	5,0703	120,0000	100,00	20 ITANI, MARWAN
2	119	23,87	4,9853	117,9891	98,32	186 BAILLET, Jean-françois
3	120	25,57	4,6930	111,0703	92,56	165 LASSORT, Christophe
4	112	25,49	4,3939	103,9910	86,66	178 LANET, Luc
5	110	27,03	4,0696	96,3150	80,26	235 DODANE, Erick
6	112	33,48	3,3453	79,1735	65,98	294 BIZET, Sandrine
7	120	38,51	3,1161	73,7488	61,46	248 SIMON, Bernard
8	117	38,32	3,0532	72,2616	60,22	198 JOBARD, Philippe
9	79	31,42	2,5143	59,5070	49,59	207 HOCQUET, SERGE
10	111	46,58	2,3830	56,3989	47,00	157 DESROCHES, Jocelyne

# OPEN -- Overall Stage Results

## French Nationals

Printed juin 24, 2012 at 17:58



### Stage 6 -- In the Cellar

	PTS	TIME	HIT FACTOR	STAGE POINTS	STAGE PERCENT	COMPETITOR # Name
1	149	19,16	7,7766	155,0000	100,00	274 KIRSCH, Saul
2	151	19,88	7,5956	151,3915	97,67	21 KAMENICEK, Martin
3	129	17,64	7,3129	145,7579	94,04	276 OBRIOT, Emile
4	147	22,53	6,5246	130,0460	83,90	271 HUTTNER, Eli
5	145	22,25	6,5169	129,8909	83,80	41 TODARO, Giuseppe
6	146	22,74	6,4204	127,9686	82,56	54 MEIER, Dominic
7	147	24,40	6,0246	120,0794	77,47	18 HOREJSI, Lenka
8	127	21,45	5,9207	118,0096	76,14	269 DEVILLE, Remy
9	139	23,98	5,7965	115,5331	74,54	67 LOORE, Frederic
10	137	24,59	5,5714	111,0460	71,64	104 OGANESSIAN, Sarkis
11	141	25,32	5,5687	110,9932	71,61	196 GATEAU, Thomas
12	117	21,40	5,4673	108,9715	70,30	70 PITOT-AIMARETTI, Christophe
13	147	27,08	5,4284	108,1956	69,80	133 HRELJA, Brice
14	137	25,35	5,4043	107,7168	69,49	184 TARRADE, Alain
15	112	21,10	5,3081	105,7978	68,26	277 OBRIOT, Thierry
16	145	27,58	5,2574	104,7887	67,61	266 CANETTA, Irene
17	114	21,72	5,2486	104,6131	67,49	267 DA-COSTA, Patrice
18	132	25,40	5,1969	103,5812	66,83	322 RIGAUDY, Cédric
19	145	27,91	5,1953	103,5498	66,81	270 GIBERT, Philippe
20	146	30,34	4,8121	95,9132	61,88	293 TACKENS, Philippe
21	125	26,79	4,6659	92,9990	60,00	222 CECOT, Christian
22	118	25,32	4,6603	92,8879	59,93	225 DAZZI, Georges
23	128	27,75	4,6126	91,9365	59,31	135 LOPEZ, Christophe
24	148	32,36	4,5735	91,1579	58,81	43 ZANARDI, Annamaria
25	117	25,60	4,5703	91,0934	58,77	101 GRASSO, Bruno
26	113	24,99	4,5218	90,1266	58,15	220 BIZOUARN, Eric
27	124	28,21	4,3956	87,6112	56,52	62 DAMIANO, Georges
28	151	34,97	4,3180	86,0641	55,53	208 LAGACHE, Pierre
29	124	29,23	4,2422	84,5539	54,55	187 BAILLET, Valentin
30	142	33,75	4,2074	83,8601	54,10	37 PETTENATI, Simonetta
31	146	35,15	4,1536	82,7882	53,41	230 GROS, Thierry
32	123	30,15	4,0796	81,3128	52,46	332 DESAGNEAUX, Jean-Luc
33	142	35,32	4,0204	80,1325	51,70	137 MIGLIACCIO, Gilles
34	129	32,90	3,9210	78,1510	50,42	320 BOUCHOUCHA, Marc
35	119	31,95	3,7246	74,2364	47,89	239 MONTARGOT, Renaud
36	138	37,10	3,7197	74,1389	47,83	245 RUSSI, Paul
37	147	40,41	3,6377	72,5052	46,78	288 MEUNIER, Gerard
38	132	36,31	3,6354	72,4584	46,75	128 FAMILIARI, Antonio
39	128	35,40	3,6158	72,0689	46,50	50 GRANDGÉRARD, Hervé
40	104	29,48	3,5278	70,3148	45,36	321 HAZAN, Albert
41	122	34,95	3,4907	69,5751	44,89	49 DEFGNEE, Alphonse
42	121	34,87	3,4700	69,1631	44,62	110 JOURDE, Philippe
43	120	34,72	3,4562	68,8878	44,44	81 CABLE, Nathalie
44	97	28,90	3,3564	66,8983	43,16	182 PENALVA-PASQUET, Pierre-Jean
45	104	31,07	3,3473	66,7165	43,04	218 ASTORG, Gérard
46	146	43,63	3,3463	66,6973	43,03	304 PITOT-AIMARETTI, Robert

# OPEN -- Overall Stage Results

## French Nationals

Printed juin 24, 2012 at 17:58



### Stage 6 -- In the Cellar

	PTS	TIME	HIT FACTOR	STAGE POINTS	STAGE PERCENT	COMPETITOR # Name
47	81	24,49	3,3075	65,9230	42,53	48 CLAUSEN, Torsten
48	111	33,98	3,2666	65,1089	42,01	40 TISSINGH, Klaas
49	139	43,30	3,2102	63,9835	41,28	170 BUFFARD, François
50	119	37,10	3,2075	63,9314	41,25	57 RANDAXHE, Patrick
51	140	45,24	3,0946	61,6803	39,79	329 BALBO, René
52	139	45,70	3,0416	60,6233	39,11	150 SALOMON, Jean-Francis
53	96	32,15	2,9860	59,5157	38,40	209 LELEU, Christian
54	142	48,37	2,9357	58,5131	37,75	295 LAUREMBOURLE, Jacques
55	105	35,94	2,9215	58,2307	37,57	285 DESAUGERE, Jean-François
56	81	27,92	2,9011	57,8243	37,31	71 RENOUX, Gilles
57	109	37,60	2,8989	57,7803	37,28	126 DEVILLE, Jacques
58	125	43,38	2,8815	57,4330	37,05	127 DURIEZ, Jean-Paul
59	147	52,06	2,8237	56,2800	36,31	299 WOLAN, Joseph
60	94	33,50	2,8060	55,9273	36,08	233 MILLOT, Patrick
61	107	38,98	2,7450	54,7120	35,30	214 PANE, Bernard
62	113	41,82	2,7021	53,8562	34,75	58 ULMANN, Josef
63	105	40,96	2,5635	51,0940	32,96	167 SALLET, Gauthier
64	130	52,33	2,4842	49,5146	31,94	316 YING, Chittackak
65	143	58,43	2,4474	48,7799	31,47	130 GONZALEZ, Louis
66	100	42,13	2,3736	47,3096	30,52	244 RUSSI, Bernard
67	131	55,65	2,3540	46,9188	30,27	114 NOEL, Francis
68	96	41,28	2,3256	46,3524	29,90	223 CORNUT, Pierre
69	114	52,43	2,1743	43,3377	27,96	240 NOWAK, Hubert
70	140	66,85	2,0942	41,7415	26,93	129 GONZALEZ, Amédée
71	89	42,68	2,0853	41,5630	26,81	211 MARCE, Pierre
72	82	39,97	2,0515	40,8903	26,38	36 PATTIMUKAIJ, Nonna
73	87	52,44	1,6590	33,0672	21,33	173 ETOURNEAU, Helene

# STANDARD -- Overall Stage Results

## French Nationals

Printed juin 24, 2012 at 17:58



### Stage 6 -- In the Cellar

	PTS	TIME	HIT FACTOR	STAGE POINTS	STAGE PERCENT	COMPETITOR # Name
1	145	23,50	6,1702	155,0000	100,00	323 TESTA, Eddy
2	147	24,41	6,0221	151,2799	97,60	272 JAIME, Juan-Carlos
3	143	24,06	5,9435	149,3042	96,33	275 MIDGLEY, Gregory
4	147	25,64	5,7332	144,0227	92,92	149 PODLESKA, R
5	136	24,85	5,4728	137,4814	88,70	273 JENSEN, Ralf
6	122	24,54	4,9715	124,8869	80,57	260 POIRET, Jerome
7	113	23,04	4,9045	123,2048	79,49	251 BOIT, Julien
8	130	27,24	4,7724	119,8858	77,35	111 LAPEYRE, Franck
9	138	29,60	4,6622	117,1167	75,56	59 CABLE, Xavier
10	124	26,72	4,6407	116,5780	75,21	264 VIAUD, Julien
11	129	28,14	4,5842	115,1588	74,30	227 DESTREBECQ, Marian
12	130	28,65	4,5375	113,9857	73,54	250 BEAUNIER, Francois
13	129	29,06	4,4391	111,5130	71,94	254 GERARD, Joel
14	117	26,85	4,3575	109,4645	70,62	278 PESCE, Fabricio
15	143	33,54	4,2636	107,1037	69,10	298 RACLOT, Gérard
16	125	29,47	4,2416	106,5520	68,74	255 GUILLAUME, Bertrand
17	117	27,69	4,2254	106,1438	68,48	224 DA-ROS, Philippe
18	139	33,22	4,1842	105,1107	67,81	262 PRIEUR, Grégory
19	120	29,55	4,0609	102,0129	65,81	204 CARTOUX, David
20	119	29,62	4,0176	100,9238	65,11	256 LACROIX, Christian
21	118	29,42	4,0109	100,7560	65,00	60 COLOMBINI, Jean-Pierre
22	145	37,43	3,8739	97,3150	62,78	73 VANDENABEELLE, Christian
23	134	35,02	3,8264	96,1214	62,01	162 HOUPERT, Emmanuel
24	121	31,77	3,8086	95,6753	61,73	205 CLOT, Jean-Marc
25	127	34,16	3,7178	93,3937	60,25	252 CARRIER, Philippe
26	148	40,72	3,6346	91,3031	58,91	330 GOY, Philippe
27	124	34,28	3,6173	90,8683	58,62	257 MARTIN-PRIVAT, Pierre
28	129	37,53	3,4373	86,3461	55,71	91 BERNE, Yannick
29	118	34,33	3,4372	86,3455	55,71	119 TRUONG-VINH-TONG, Andre
30	144	43,48	3,3119	83,1964	53,68	280 DUMONT, José
31	119	36,16	3,2909	82,6704	53,34	158 FELT, Baptiste
32	82	26,09	3,1430	78,9535	50,94	159 FELT, Olivier
33	130	41,53	3,1303	78,6345	50,73	195 GATEAU, Philippe
34	108	35,34	3,0560	76,7695	49,53	319 ROSSIGNOL, Bernard
35	109	36,19	3,0119	75,6605	48,81	154 ANGLADE, Jean-Paul
36	115	38,59	2,9800	74,8608	48,30	109 EVESQUE, Michel
37	121	40,80	2,9657	74,5001	48,06	120 WEBER, Didier
38	141	49,85	2,8285	71,0535	45,84	300 COLLARD, Andre
39	113	40,24	2,8082	70,5427	45,51	64 GOIBEAULT, Pascal
40	133	47,76	2,7848	69,9550	45,13	35 ORLANDINI, Alberto
41	121	43,59	2,7759	69,7317	44,99	228 FONDER, Anne Valérie
42	100	36,43	2,7450	68,9560	44,49	261 POLF, Romain
43	103	37,84	2,7220	68,3782	44,11	180 NATALIZIO, Silvain
44	82	30,47	2,6912	67,6041	43,62	74 VANDENABEELLE, Mathieu
45	92	34,78	2,6452	66,4492	42,87	238 MACHET, Christophe
46	125	49,49	2,5258	63,4489	40,93	124 CAUDAL, Loic



# STANDARD -- Overall Stage Results

## French Nationals

Printed juin 24, 2012 at 17:58



### Stage 6 -- In the Cellar

	<b>PTS</b>	<b>TIME</b>	<b>HIT FACTOR</b>	<b>STAGE POINTS</b>	<b>STAGE PERCENT</b>	<b>COMPETITOR # Name</b>
47	114	46,08	2,4740	62,1475	40,10	212 MORIN, Patrick
48	122	49,59	2,4602	61,8013	39,87	88 PERROT, Manuela
49	143	60,78	2,3527	59,1026	38,13	308 MANSCHING, Michel
50	122	54,15	2,2530	56,5969	36,51	296 MULLER, Jean-Paul
51	97	44,93	2,1589	54,2334	34,99	166 PEROT, Gérard
52	102	50,29	2,0282	50,9507	32,87	169 VALLE, Thierry
53	67	38,10	1,7585	44,1755	28,50	221 BIZOUARN, Mireille
54	105	60,84	1,7258	43,3543	27,97	92 BRIDE, Martial
55	55	43,20	1,2731	31,9824	20,63	286 DU-BOISROUVRAY, Fabrice
56	0	10,75	0,0000	0,0000	0,00	213 MOURGUES, Jacques

# PRODUCTION -- Overall Stage Results

## French Nationals

Printed juin 24, 2012 at 17:58



### Stage 6 -- In the Cellar

	PTS	TIME	HIT FACTOR	STAGE POINTS	STAGE PERCENT	COMPETITOR # Name
1	149	22,11	6,7390	155,0000	100,00	327 IBANEZ-CHAROLA, Gorka
2	139	20,67	6,7247	154,6709	99,79	27 VYSNY, Marian
3	135	20,68	6,5280	150,1473	96,87	7 GRAUFFEL, Eric
4	139	21,52	6,4591	148,5616	95,85	14 DE-COBOS, Eduardo
5	143	22,35	6,3982	147,1610	94,94	328 PEREZ-BAZ, Jose-Vicente
6	149	24,42	6,1016	140,3378	90,54	312 PICHENOT, Christophe
7	141	23,33	6,0437	139,0076	89,68	15 GARCIA, Franck
8	131	22,07	5,9357	136,5222	88,08	22 LIEHNE, Zdenek
9	143	24,17	5,9164	136,0798	87,79	26 SEBO, Robin
10	139	24,19	5,7462	132,1640	85,27	38 SCHRANER, Remo
11	133	26,16	5,0841	116,9360	75,44	31 DONOT, Marc
12	145	28,60	5,0699	116,6101	75,23	11 QUERTINIER, Stephane
13	131	26,10	5,0192	115,4423	74,48	28 ZAPLETAL, Miroslav
14	135	27,39	4,9288	113,3642	73,14	142 BRUTTO, Fabrice
15	130	26,47	4,9112	112,9597	72,88	326 BUENAVENTURA, Darias-Medina
16	139	28,35	4,9030	112,7706	72,76	1 ALTUNA, Denis
17	139	28,70	4,8432	111,3953	71,87	6 DE-CHESSSE, Laurent
18	120	24,91	4,8173	110,8005	71,48	9 LAVERGNE, Mathieu
19	117	24,77	4,7235	108,6411	70,09	8 GUICHARD, Louis
20	116	24,68	4,7002	108,1053	69,75	10 MELEY, Philippe
21	133	28,79	4,6197	106,2537	68,55	3 CARRIE, Stéphane
22	151	32,85	4,5967	105,7245	68,21	56 PLATEUS, Raymond
23	124	27,31	4,5405	104,4321	67,38	5 DAGUENEL, Laëtitia
24	128	28,32	4,5198	103,9563	67,07	19 HRNCIARIK, Andrej
25	133	29,73	4,4736	102,8942	66,38	13 VEZIAT, Pierre
26	135	31,46	4,2912	98,6982	63,68	2 BACULARD, Patrick
27	129	30,49	4,2309	97,3120	62,78	83 JAMAULT, Vincent
28	122	29,53	4,1314	95,0234	61,31	246 SCHMITT, David
29	109	26,41	4,1272	94,9275	61,24	53 LERETRIF, Nicolas
30	139	34,12	4,0739	93,7001	60,45	25 REICH, Rolf-Dieter
31	129	32,28	3,9963	91,9158	59,30	12 SAGON, Aurelien
32	126	31,92	3,9474	90,7908	58,57	34 MONTRUCCHIO, Davide
33	124	31,88	3,8896	89,4618	57,72	77 BARBIER, Christophe
34	118	30,62	3,8537	88,6362	57,18	33 LAMBRECHTS, Alain
35	123	32,31	3,8069	87,5593	56,49	247 SEGUIN, Gaetan
36	126	33,57	3,7534	86,3283	55,70	94 BURGADA, Laurent
37	113	30,91	3,6558	84,0840	54,25	258 MERCHICA, Philippe
38	131	35,86	3,6531	84,0224	54,21	241 PICARD, Nicolas
39	120	33,68	3,5629	81,9489	52,87	148 NASSO, Michel
40	117	32,94	3,5519	81,6952	52,71	47 CHERNOGOROV, Alexander
41	103	29,10	3,5395	81,4101	52,52	153 UJEVIC, Christophe
42	107	30,39	3,5209	80,9818	52,25	44 BACQ, Philippe
43	137	39,25	3,4904	80,2814	51,79	98 DABEK, Pierre-Emmanuel
44	139	40,19	3,4586	79,5483	51,32	105 POLO, Bruno
45	143	42,17	3,3910	77,9950	50,32	61 CROUZET, Stephane
46	124	36,60	3,3880	77,9246	50,27	107 CARDOT, Thierry

# PRODUCTION -- Overall Stage Results

## French Nationals

Printed juin 24, 2012 at 17:58



### Stage 6 -- In the Cellar

PTS	TIME	HIT FACTOR	STAGE POINTS	STAGE PERCENT	COMPETITOR # Name
47	135	39,95	3,3792	77,7233	50,14 86 MEUNIER, Pierre
48	147	43,59	3,3723	77,5648	50,04 279 BIANCHI, Olivier
49	109	32,35	3,3694	77,4973	50,00 39 THOMPSON, David
50	88	26,20	3,3588	77,2530	49,84 46 BETTERMANN, Heribert
51	131	39,04	3,3555	77,1784	49,79 76 AMARO, Dominique
52	113	34,22	3,3022	75,9508	49,00 263 VIAUD, Jean-Michel
53	124	37,80	3,2804	75,4508	48,68 253 CASSIGNAC, Jean-Paul
54	116	35,59	3,2593	74,9660	48,37 97 CLAIRE, Olivier
55	104	31,94	3,2561	74,8915	48,32 139 BALLIERE, Guillaume
56	112	34,43	3,2530	74,8196	48,27 181 NOYRIGAT, Michel
57	113	35,21	3,2093	73,8153	47,62 172 COUPE, Laurent
58	116	36,16	3,2080	73,7843	47,60 4 CLIN, Robert
59	145	45,44	3,1910	73,3946	47,35 102 MEYER, Jonathan
60	145	45,48	3,1882	73,3300	47,31 179 NATALIZIO, Robert
61	96	30,52	3,1455	72,3471	46,68 131 GOUGIS, Christophe
62	111	35,30	3,1445	72,3240	46,66 87 PELLETIER, Guillaume
63	126	40,35	3,1227	71,8226	46,34 215 PAYRAULT, Christian
64	127	40,74	3,1173	71,6996	46,26 200 LAMOUREUX, Nicolas
65	114	36,66	3,1097	71,5231	46,14 82 DEITHRICH, Kurt
66	137	44,44	3,0828	70,9056	45,75 116 RUFFIOT, Christian
67	139	45,56	3,0509	70,1722	45,27 192 CHAUVET, Jean-Marc
68	128	42,12	3,0389	69,8966	45,09 231 LAUNAY, Virginie
69	127	42,05	3,0202	69,4659	44,82 132 GOUGIS, Rémi
70	109	36,13	3,0169	69,3893	44,77 96 BUSSER, Alain
71	137	45,46	3,0136	69,3147	44,72 292 GRAUFFEL, Gérard
72	86	28,73	2,9934	68,8489	44,42 219 BERGAMASCO, Nicolas
73	126	42,24	2,9830	68,6089	44,26 331 NOZIERES, Sebastien
74	92	30,86	2,9812	68,5687	44,24 140 BEDROSSIAN, Marc
75	129	43,61	2,9580	68,0358	43,89 163 LAPP, Pascal
76	141	47,93	2,9418	67,6622	43,65 95 BURGADA, Luc
77	107	36,39	2,9404	67,6295	43,63 63 GILANT, Christophe
78	97	33,33	2,9103	66,9377	43,19 147 LYGINOS, Kyriakos
79	139	47,78	2,9092	66,9118	43,17 174 FARKAS, Jean
80	139	47,94	2,8995	66,6885	43,02 75 ALEXANDRE, Jean-Marc
81	116	41,05	2,8258	64,9949	41,93 191 CHAUME, Thierry
82	113	40,16	2,8137	64,7171	41,75 155 BOLOU, Christophe
83	105	37,61	2,7918	64,2126	41,43 306 HAGE, Bruno
84	133	47,92	2,7755	63,8365	41,18 203 ARTAL, Audrey
85	139	50,57	2,7487	63,2202	40,79 106 ROSSI, Benvenuto
86	145	52,95	2,7384	62,9849	40,64 311 TREUSSARD, Francois
87	122	44,59	2,7360	62,9298	40,60 123 BIZET, Mathias
88	143	52,33	2,7327	62,8521	40,55 291 GIACOMETTI, Christian
89	133	48,79	2,7260	62,6982	40,45 189 BRUSON, Laurent
90	134	49,33	2,7164	62,4781	40,31 313 SANCEAU, Thierry
91	113	41,72	2,7085	62,2972	40,19 55 NEVEU, Gaylord
92	134	49,48	2,7082	62,2887	40,19 303 LACAZE, Christophe

# PRODUCTION -- Overall Stage Results

## French Nationals

Printed juin 24, 2012 at 17:58




### Stage 6 -- In the Cellar

	PTS	TIME	HIT FACTOR	STAGE POINTS	STAGE PERCENT	COMPETITOR # Name
93	99	36,96	2,6786	61,6080	39,75	79 BOUCAUT, Jean-Louis
94	122	45,57	2,6772	61,5765	39,73	89 SAUTEL, Philippe
95	118	44,11	2,6751	61,5289	39,70	84 MANT, Alexandra
96	101	38,00	2,6579	61,1325	39,44	144 HUMILIER, Nicolas
97	98	36,99	2,6494	60,9363	39,31	301 DELABRE, Philippe
98	103	39,42	2,6129	60,0973	38,77	113 MOINE, Christian
99	103	39,49	2,6083	59,9907	38,70	90 VERGERA, José
100	131	50,53	2,5925	59,6288	38,47	152 TOURNIER, Francois-Marie
101	109	42,32	2,5756	59,2400	38,22	145 ITCAL, Philippe
102	111	43,11	2,5748	59,2215	38,21	138 AIRIEAU, Matthieu
103	117	45,61	2,5652	59,0011	38,07	289 FILLATRE, David
104	107	41,79	2,5604	58,8905	37,99	317 DECARPIGNIES, Pascal
105	96	37,63	2,5512	58,6774	37,86	141 BOUTIN, Hervé
106	129	51,02	2,5284	58,1545	37,52	121 WELTER, Tony
107	110	43,58	2,5241	58,0550	37,45	315 POTHEE, Geoffroy
108	130	52,83	2,4607	56,5975	36,51	69 PASERO, Damien
109	90	36,65	2,4557	56,4810	36,44	242 PLAIT, Antoine
110	118	48,48	2,4340	55,9827	36,12	297 NYCZ, Margaux
111	90	37,87	2,3766	54,6615	35,27	243 RIOU, Sylvain
112	96	40,40	2,3762	54,6543	35,26	190 CARBONELL, Jean-François
113	139	59,52	2,3353	53,7138	34,65	118 SOURRY, Thierry
114	112	48,29	2,3193	53,3452	34,42	122 WOHNER, Jean-Philippe
115	134	62,38	2,1481	49,4076	31,88	115 RORIVE, Jacky
116	79	36,92	2,1398	49,2152	31,75	160 HAUSER, Lionel
117	105	50,01	2,0996	48,2910	31,16	112 MAION, Jacques
118	102	49,43	2,0635	47,4617	30,62	226 DELDO, Nicolas
119	111	54,39	2,0408	46,9395	30,28	177 JOUANNE, Rene
120	91	45,14	2,0160	46,3675	29,91	310 RANGOLE, Herve
121	87	43,47	2,0014	46,0324	29,70	236 FRANCHESCHI, David
122	105	52,74	1,9909	45,7913	29,54	78 BARILLEAU, Magalie
123	100	51,48	1,9425	44,6782	28,82	188 BEAUVILLIERS, Anne
124	113	58,32	1,9376	44,5651	28,75	103 MONTURY, Robert
125	97	51,00	1,9020	43,7457	28,22	314 GUILMART, Nicolas
126	99	52,79	1,8754	43,1338	27,83	42 VERITE, Isabelle
127	96	51,20	1,8750	43,1256	27,82	100 FRICOU, Eric-Olivier
128	138	73,62	1,8745	43,1139	27,82	216 PLOQUIN, Jocelyne
129	62	33,09	1,8737	43,0952	27,80	51 KAHIL, Si-Mohamed
130	80	47,64	1,6793	38,6236	24,92	134 LATREILLE, Philippe
131	151	97,73	1,5451	35,5372	22,93	185 TEISSIER, Philippe
132	107	69,50	1,5396	35,4106	22,85	210 LESAINE, Claudine
133	74	51,13	1,4473	33,2882	21,48	66 LACHIVER, Erwan
134	68	48,70	1,3963	32,1155	20,72	80 BOUMARD, Jacky
135	65	48,82	1,3314	30,6231	19,76	290 FREDEZ, Jean-Maurice
136	95	71,61	1,3266	30,5129	19,69	143 CLEMENT, Aurélie
137	0	0,00	0,0000	0,0000	0,00	302 FACON, Laurent

# CLASSIC -- Overall Stage Results

## French Nationals

Printed juin 24, 2012 at 17:58



### Stage 6 -- In the Cellar

	<b>PTS</b>	<b>TIME</b>	<b>HIT FACTOR</b>	<b>STAGE POINTS</b>	<b>STAGE PERCENT</b>	<b>COMPETITOR # Name</b>
1	143	43,39	3,2957	155,0000	100,00	171 CABELGUEN, Pierre
2	149	46,61	3,1967	150,3462	97,00	307 LICHTLE, Éric
3	144	48,76	2,9532	138,8942	89,61	30 DELLA-VALLE, Luigi
4	102	35,85	2,8452	133,8124	86,33	309 PERROT, Laurent
5	138	55,47	2,4878	117,0055	75,49	93 BUREL, François
6	98	40,25	2,4348	114,5105	73,88	85 MANT, Patrick
7	134	56,64	2,3658	111,2671	71,79	117 SANGUINETTI, Rodolphe
8	104	45,20	2,3009	108,2132	69,81	68 MAILLOT, Julien
9	85	50,02	1,6993	79,9209	51,56	125 DAGUENEL, Didier
10	119	89,14	1,3350	62,7855	40,51	318 GOUSSE, Jean-Rene

# REVOLVER (STANDARD) -- Overall Stage Results

## French Nationals

Printed juin 24, 2012 at 17:58



### Stage 6 -- In the Cellar

	<b>PTS</b>	<b>TIME</b>	<b>HIT FACTOR</b>	<b>STAGE POINTS</b>	<b>STAGE PERCENT</b>	<b>COMPETITOR # Name</b>
1	148	46,57	3,1780	155,0000	100,00	186 BAILLET, Jean-françois
2	147	46,46	3,1640	154,3172	99,56	20 ITANI, MARWAN
3	149	55,12	2,7032	131,8418	85,06	165 LASSORT, Christophe
4	150	59,86	2,5058	122,2168	78,85	248 SIMON, Bernard
5	116	46,32	2,5043	122,1422	78,80	235 DODANE, Erick
6	138	60,66	2,2750	110,9565	71,58	178 LANET, Luc
7	144	72,43	1,9881	96,9662	62,56	198 JOBARD, Philippe
8	113	67,47	1,6748	81,6853	52,70	207 HOCQUET, SERGE
9	102	88,36	1,1544	56,3016	36,32	294 BIZET, Sandrine
10	113	97,92	1,1540	56,2838	36,31	157 DESROCHES, Jocelyne

# OPEN -- Overall Stage Results

## French Nationals

Printed juin 24, 2012 at 17:58



### Stage 7 -- Behind the Lovely Bottle Caps...

	PTS	TIME	HIT FACTOR	STAGE POINTS	STAGE PERCENT	COMPETITOR # Name
1	151	17,51	8,6236	160,0000	100,00	276 OBRIOT, Emile
2	150	17,48	8,5812	159,2132	99,51	274 KIRSCH, Saul
3	158	18,98	8,3246	154,4508	96,53	332 DESAGNEAUX, Jean-Luc
4	157	19,18	8,1856	151,8729	94,92	21 KAMENICEK, Martin
5	150	19,40	7,7320	143,4560	89,66	277 OBRIOT, Thierry
6	150	19,68	7,6220	141,4149	88,38	67 LOORE, Frederic
7	157	20,82	7,5408	139,9098	87,44	41 TODARO, Giuseppe
8	152	20,48	7,4219	137,7028	86,06	54 MEIER, Dominic
9	155	21,92	7,0712	131,1959	82,00	271 HUTTNER, Eli
10	146	20,79	7,0226	130,2949	81,43	70 PITOT-AIMARETTI, Christophe
11	151	21,87	6,9044	128,1024	80,06	267 DA-COSTA, Patrice
12	151	21,92	6,8887	127,8102	79,88	222 CECOT, Christian
13	156	22,65	6,8874	127,7867	79,87	266 CANETTA, Irene
14	153	22,25	6,8764	127,5823	79,74	18 HOREJSI, Lenka
15	147	21,70	6,7742	125,6860	78,55	239 MONTARGOT, Renaud
16	154	23,05	6,6811	123,9593	77,47	322 RIGAUDY, Cédric
17	146	22,07	6,6153	122,7382	76,71	48 CLAUSEN, Torsten
18	153	23,43	6,5301	121,1570	75,72	220 BIZOUARN, Eric
19	146	22,40	6,5179	120,9300	75,58	184 TARRADE, Alain
20	146	22,67	6,4402	119,4897	74,68	196 GATEAU, Thomas
21	151	23,70	6,3713	118,2110	73,88	270 GIBERT, Philippe
22	157	25,21	6,2277	115,5463	72,22	71 RENOUX, Gilles
23	154	24,83	6,2022	115,0729	71,92	49 DEFGNEE, Alphonse
24	152	24,74	6,1439	113,9917	71,24	230 GROS, Thierry
25	153	25,07	6,1029	113,2312	70,77	187 BAILLET, Valentin
26	143	24,13	5,9262	109,9532	68,72	225 DAZZI, Georges
27	149	25,19	5,9150	109,7456	68,59	218 ASTORG, Gérard
28	137	23,17	5,9128	109,7043	68,57	101 GRASSO, Bruno
29	156	26,49	5,8890	109,2627	68,29	269 DEVILLE, Remy
30	149	25,35	5,8777	109,0530	68,16	209 LELEU, Christian
31	141	24,48	5,7598	106,8653	66,79	182 PENALVA-PASQUET, Pierre-Jean
32	153	26,85	5,6983	105,7247	66,08	135 LOPEZ, Christophe
33	143	26,23	5,4518	101,1502	63,22	223 CORNUT, Pierre
34	154	28,25	5,4513	101,1420	63,21	320 BOUCHOUCHA, Marc
35	150	28,07	5,3438	99,1466	61,97	50 GRANDGÉRARD, Hervé
36	149	28,05	5,3119	98,5559	61,60	233 MILLOT, Patrick
37	133	25,24	5,2694	97,7668	61,10	167 SALLET, Gauthier
38	153	29,54	5,1794	96,0971	60,06	288 MEUNIER, Gerard
39	152	29,57	5,1403	95,3721	59,61	57 RANDAXHE, Patrick
40	158	30,74	5,1399	95,3635	59,60	295 LAUREMBOURLE, Jacques
41	154	30,10	5,1163	94,9256	59,33	137 MIGLIACCIO, Gilles
42	155	30,45	5,0903	94,4438	59,03	43 ZANARDI, Annamaria
43	156	30,76	5,0715	94,0952	58,81	128 FAMILIARI, Antonio
44	144	29,97	4,8048	89,1466	55,72	40 TISSINGH, Klaas
45	119	24,88	4,7830	88,7413	55,46	214 PANE, Bernard
46	140	29,43	4,7571	88,2606	55,16	127 DURIEZ, Jean-Paul

# OPEN -- Overall Stage Results

## French Nationals

Printed juin 24, 2012 at 17:58



### Stage 7 -- Behind the Lovely Bottle Caps...

PTS	TIME	HIT FACTOR	STAGE POINTS	STAGE PERCENT	COMPETITOR # Name
47	152	32,01	4,7485	88,1023	55,06 36 PATTIMUKAIJ, Nonna
48	130	27,42	4,7411	87,9640	54,98 37 PETTENATI, Simonetta
49	156	33,01	4,7258	87,6815	54,80 133 HRELJA, Brice
50	148	31,67	4,6732	86,7047	54,19 293 TACKENS, Philippe
51	130	27,82	4,6729	86,6993	54,19 321 HAZAN, Albert
52	150	32,20	4,6584	86,4300	54,02 316 YING, Chittackak
53	130	28,07	4,6313	85,9271	53,70 62 DAMIANO, Georges
54	146	31,53	4,6305	85,9128	53,70 58 ULMANN, Josef
55	143	32,38	4,4163	81,9386	51,21 208 LAGACHE, Pierre
56	147	33,61	4,3737	81,1480	50,72 110 JOURDE, Philippe
57	141	33,31	4,2330	78,5369	49,09 170 BUFFARD, François
58	155	36,69	4,2246	78,3814	48,99 114 NOEL, Francis
59	158	39,59	3,9909	74,0459	46,28 299 WOLAN, Joseph
60	150	37,89	3,9588	73,4507	45,91 245 RUSSI, Paul
61	94	24,53	3,8320	71,0983	44,44 104 OGANESSIAN, Sarkis
62	125	32,76	3,8156	70,7938	44,25 81 CABLE, Nathalie
63	154	40,69	3,7847	70,2202	43,89 126 DEVILLE, Jacques
64	160	45,55	3,5126	65,1720	40,73 150 SALOMON, Jean-Francis
65	116	35,80	3,2402	60,1179	37,57 244 RUSSI, Bernard
66	108	34,92	3,0928	57,3824	35,86 211 MARCE, Pierre
67	114	38,31	2,9757	55,2105	34,51 130 GONZALEZ, Louis
68	102	40,19	2,5379	47,0881	29,43 304 PITOT-AIMARETTI, Robert
69	151	62,25	2,4257	45,0056	28,13 240 NOWAK, Hubert
70	157	67,14	2,3384	43,3858	27,12 173 ETOURNEAU, Helene
71	145	67,98	2,1330	39,5746	24,73 129 GONZALEZ, Amédée
72	0	0,00	0,0000	0,0000	0,00 285 DESAUGERE, Jean-François
73	0	0,00	0,0000	0,0000	0,00 329 BALBO, René



# STANDARD -- Overall Stage Results

## French Nationals

Printed juin 24, 2012 at 17:58



### Stage 7 -- Behind the Lovely Bottle Caps...

	PTS	TIME	HIT FACTOR	STAGE POINTS	STAGE PERCENT	COMPETITOR # Name
1	157	18,72	8,3868	160,0000	100,00	275 MIDGLEY, Gregory
2	153	18,99	8,0569	153,7066	96,07	260 POIRET, Jerome
3	154	19,19	8,0250	153,0988	95,69	273 JENSEN, Ralf
4	151	19,36	7,7996	148,7982	93,00	272 JAIME, Juan-Carlos
5	153	19,74	7,7508	147,8667	92,42	323 TESTA, Eddy
6	155	20,33	7,6242	145,4523	90,91	251 BOIT, Julien
7	151	20,06	7,5274	143,6059	89,75	255 GUILLAUME, Bertrand
8	153	21,02	7,2788	138,8625	86,79	149 PODLESKA, R
9	156	22,09	7,0620	134,7271	84,20	278 PESCE, Fabricio
10	157	22,42	7,0027	133,5950	83,50	262 PRIEUR, Grégory
11	147	21,24	6,9209	132,0350	82,52	256 LACROIX, Christian
12	146	21,11	6,9162	131,9444	82,47	264 VIAUD, Julien
13	151	23,68	6,3767	121,6526	76,03	60 COLOMBINI, Jean-Pierre
14	149	23,40	6,3675	121,4777	75,92	162 HOUPERT, Emmanuel
15	149	23,48	6,3458	121,0638	75,66	261 POLF, Romain
16	154	24,47	6,2934	120,0640	75,04	74 VANDENABEELLE, Mathieu
17	155	25,08	6,1802	117,9045	73,69	250 BEAUNIER, Francois
18	149	24,23	6,1494	117,3165	73,32	254 GERARD, Joel
19	158	26,05	6,0653	115,7112	72,32	298 RACLOT, Gérard
20	138	22,85	6,0394	115,2177	72,01	227 DESTREBECQ, Marian
21	150	24,92	6,0193	114,8337	71,77	204 CARTOUX, David
22	153	25,77	5,9371	113,2669	70,79	111 LAPEYRE, Franck
23	135	23,23	5,8115	110,8691	69,29	224 DA-ROS, Philippe
24	151	26,18	5,7678	110,0357	68,77	120 WEBER, Didier
25	152	26,76	5,6801	108,3637	67,73	59 CABLE, Xavier
26	152	27,52	5,5233	105,3711	65,86	91 BERNE, Yannick
27	148	26,99	5,4835	104,6128	65,38	280 DUMONT, José
28	151	27,70	5,4513	103,9976	65,00	109 EVESQUE, Michel
29	157	28,82	5,4476	103,9278	64,95	195 GATEAU, Philippe
30	154	28,35	5,4321	103,6320	64,77	73 VANDENABEELLE, Christian
31	153	28,95	5,2850	100,8252	63,02	158 FELT, Baptiste
32	144	27,38	5,2593	100,3356	62,71	228 FONDER, Anne Valérie
33	133	25,47	5,2218	99,6205	62,26	205 CLOT, Jean-Marc
34	157	30,16	5,2056	99,3103	62,07	35 ORLANDINI, Alberto
35	146	28,68	5,0907	97,1180	60,70	257 MARTIN-PRIVAT, Pierre
36	156	31,67	4,9258	93,9729	58,73	119 TRUONG-VINH-TONG, Andre
37	160	32,70	4,8930	93,3466	58,34	308 MANSCHING, Michel
38	117	24,31	4,8128	91,8178	57,39	252 CARRIER, Philippe
39	155	33,12	4,6800	89,2828	55,80	180 NATALIZIO, Silvain
40	142	30,62	4,6375	88,4727	55,30	213 MOURGUES, Jacques
41	117	25,34	4,6172	88,0857	55,05	64 GOIBEAULT, Pascal
42	154	33,65	4,5765	87,3096	54,57	330 GOY, Philippe
43	155	34,71	4,4656	85,1929	53,25	212 MORIN, Patrick
44	138	31,80	4,3396	82,7901	51,74	159 FELT, Olivier
45	145	34,51	4,2017	80,1584	50,10	296 MULLER, Jean-Paul
46	155	37,17	4,1700	79,5546	49,72	166 PEROT, Gérard

# STANDARD -- Overall Stage Results

## French Nationals

Printed juin 24, 2012 at 17:58



### Stage 7 -- Behind the Lovely Bottle Caps...

	<b>PTS</b>	<b>TIME</b>	<b>HIT FACTOR</b>	<b>STAGE POINTS</b>	<b>STAGE PERCENT</b>	<b>COMPETITOR # Name</b>
47	159	39,03	4,0738	77,7186	48,57	319 ROSSIGNOL, Bernard
48	140	35,67	3,9249	74,8775	46,80	154 ANGLADE, Jean-Paul
49	147	37,66	3,9033	74,4669	46,54	286 DU-BOISROUVRAY, Fabrice
50	148	38,57	3,8372	73,2046	45,75	88 PERROT, Manuela
51	100	26,57	3,7636	71,8017	44,88	221 BIZOUARN, Mireille
52	152	44,73	3,3982	64,8292	40,52	169 VALLE, Thierry
53	137	45,18	3,0323	57,8496	36,16	300 COLLARD, Andre
54	154	53,77	2,8641	54,6395	34,15	92 BRIDE, Martial
55	78	34,74	2,2453	42,8342	26,77	238 MACHET, Christophe
56	0	999,99	0,0000	0,0000	0,00	124 CAUDAL, Loic

# PRODUCTION -- Overall Stage Results

## French Nationals

Printed juin 24, 2012 at 17:58



### Stage 7 -- Behind the Lovely Bottle Caps...

	PTS	TIME	HIT FACTOR	STAGE POINTS	STAGE PERCENT	COMPETITOR # Name
1	160	18,89	8,4701	160,0000	100,00	7 GRAUFFEL, Eric
2	156	19,38	8,0495	152,0557	95,03	28 ZAPLETAL, Miroslav
3	150	18,72	8,0128	151,3622	94,60	14 DE-COBOS, Eduardo
4	156	19,78	7,8868	148,9808	93,11	26 SEBO, Robin
5	146	18,59	7,8537	148,3561	92,72	27 VYSNY, Marian
6	146	18,79	7,7701	146,7770	91,74	9 LAVERGNE, Mathieu
7	146	19,07	7,6560	144,6219	90,39	22 LIEHNE, Zdenek
8	146	19,68	7,4187	140,1392	87,59	3 CARRIE, Stéphane
9	146	19,76	7,3887	139,5719	87,23	328 PEREZ-BAZ, Jose-Vicente
10	150	20,51	7,3135	138,1521	86,35	2 BACULARD, Patrick
11	146	19,97	7,3110	138,1042	86,32	1 ALTUNA, Denis
12	148	20,54	7,2055	136,1110	85,07	46 BETTERMANN, Heribert
13	152	21,67	7,0143	132,5002	82,81	11 QUERTINIER, Stephane
14	144	20,61	6,9869	131,9825	82,49	38 SCHRANER, Remo
15	150	21,59	6,9477	131,2413	82,03	5 DAGUENEL, Laëtitia
16	144	20,99	6,8604	129,5931	81,00	327 IBANEZ-CHAROLA, Gorka
17	152	22,53	6,7466	127,4425	79,65	241 PICARD, Nicolas
18	148	22,32	6,6308	125,2563	78,29	97 CLAIRE, Olivier
19	142	21,46	6,6170	124,9944	78,12	15 GARCIA, Franck
20	150	22,75	6,5934	124,5495	77,84	19 HRNCIARIK, Andrej
21	150	23,23	6,4572	121,9759	76,23	12 SAGON, Aurelien
22	150	23,63	6,3479	119,9111	74,94	312 PICHENOT, Christophe
23	150	23,71	6,3264	119,5065	74,69	326 BUENAVENTURA, Darias-Medina
24	146	23,21	6,2904	118,8255	74,27	6 DE-CHESSÉ, Laurent
25	150	23,87	6,2840	118,7055	74,19	253 CASSIGNAC, Jean-Paul
26	154	24,53	6,2780	118,5919	74,12	10 MELEY, Philippe
27	136	21,71	6,2644	118,3344	73,96	13 VEZIAT, Pierre
28	146	23,45	6,2260	117,6094	73,51	4 CLIN, Robert
29	144	23,35	6,1670	116,4951	72,81	53 LERETRIF, Nicolas
30	150	24,39	6,1501	116,1747	72,61	94 BURGADA, Laurent
31	152	24,89	6,1069	115,3588	72,10	25 REICH, Rolf-Dieter
32	148	24,36	6,0755	114,7668	71,73	76 AMARO, Dominique
33	154	25,68	5,9969	113,2812	70,80	317 DECARPIGNIES, Pascal
34	152	25,70	5,9144	111,7230	69,83	258 MERCHICA, Philippe
35	135	23,04	5,8594	110,6836	69,18	31 DONOT, Marc
36	152	25,95	5,8574	110,6466	69,15	8 GUICHARD, Louis
37	150	25,81	5,8117	109,7830	68,61	61 CROUZET, Stephane
38	158	27,19	5,8110	109,7690	68,61	56 PLATEUS, Raymond
39	156	26,88	5,8036	109,6295	68,52	34 MONTRUCCHIO, Davide
40	142	24,92	5,6982	107,6397	67,27	77 BARBIER, Christophe
41	138	24,29	5,6814	107,3207	67,08	82 DEITHRICH, Kurt
42	144	25,41	5,6671	107,0508	66,91	142 BRUTTO, Fabrice
43	156	28,11	5,5496	104,8324	65,52	140 BEDROSSIAN, Marc
44	142	25,68	5,5296	104,4540	65,28	148 NASSO, Michel
45	146	26,41	5,5282	104,4279	65,27	33 LAMBRECHTS, Alain
46	130	23,65	5,4968	103,8351	64,90	153 UJEVIC, Christophe

# PRODUCTION -- Overall Stage Results

## French Nationals

Printed juin 24, 2012 at 17:58



### Stage 7 -- Behind the Lovely Bottle Caps...

PTS	TIME	HIT FACTOR	STAGE POINTS	STAGE PERCENT	COMPETITOR # Name
47	144	26,71	5,3912	101,8405	63,65 263 VIAUD, Jean-Michel
48	152	28,47	5,3390	100,8528	63,03 95 BURGADA, Luc
49	137	25,87	5,2957	100,0359	62,52 79 BOUCAUT, Jean-Louis
50	152	28,75	5,2870	99,8706	62,42 83 JAMAULT, Vincent
51	154	29,24	5,2668	99,4891	62,18 174 FARKAS, Jean
52	146	27,76	5,2594	99,3494	62,09 39 THOMPSON, David
53	148	28,19	5,2501	99,1742	61,98 44 BACQ, Philippe
54	148	28,21	5,2464	99,1039	61,94 141 BOUTIN, Hervé
55	134	25,58	5,2385	98,9547	61,85 131 GOUGIS, Christophe
56	128	24,54	5,2160	98,5297	61,58 219 BERGAMASCO, Nicolas
57	158	30,31	5,2128	98,4698	61,54 311 TREUSSARD, Francois
58	126	24,19	5,2088	98,3936	61,50 86 MEUNIER, Pierre
59	144	27,68	5,2023	98,2717	61,42 98 DABEK, Pierre-Emmanuel
60	148	28,50	5,1930	98,0954	61,31 123 BIZET, Mathias
61	154	29,69	5,1869	97,9811	61,24 313 SANCEAU, Thierry
62	144	27,83	5,1743	97,7420	61,09 89 SAUTEL, Philippe
63	148	28,62	5,1712	97,6841	61,05 107 CARDOT, Thierry
64	148	28,75	5,1478	97,2424	60,78 147 LYGINOS, Kyriakos
65	152	29,75	5,1092	96,5136	60,32 138 AIRIEAU, Matthieu
66	148	29,01	5,1017	96,3709	60,23 172 COUPE, Laurent
67	134	26,47	5,0623	95,6275	59,77 200 LAMOUREUX, Nicolas
68	156	31,40	4,9682	93,8484	58,66 160 HAUSER, Lionel
69	152	30,94	4,9127	92,8016	58,00 121 WELTER, Tony
70	154	31,41	4,9029	92,6157	57,88 231 LAUNAY, Virginie
71	152	31,14	4,8812	92,2055	57,63 102 MEYER, Jonathan
72	150	30,83	4,8654	91,9072	57,44 242 PLAIT, Antoine
73	152	31,26	4,8624	91,8516	57,41 192 CHAUVET, Jean-Marc
74	148	31,02	4,7711	90,1264	56,33 310 RANGOLE, Herve
75	152	32,23	4,7161	89,0872	55,68 190 CARBONELL, Jean-François
76	142	30,11	4,7160	89,0860	55,68 47 CHERNOGOROV, Alexander
77	136	28,90	4,7059	88,8941	55,56 314 GUILMART, Nicolas
78	156	33,22	4,6960	88,7068	55,44 75 ALEXANDRE, Jean-Marc
79	154	32,89	4,6823	88,4482	55,28 301 DELABRE, Philippe
80	152	32,48	4,6798	88,4015	55,25 90 VERGERA, José
81	142	30,41	4,6695	88,2072	55,13 215 PAYRAULT, Christian
82	142	30,83	4,6059	87,0055	54,38 279 BIANCHI, Olivier
83	140	30,40	4,6053	86,9934	54,37 63 GILANT, Christophe
84	150	33,05	4,5386	85,7337	53,58 51 KAHIL, Si-Mohamed
85	128	28,25	4,5310	85,5901	53,49 132 GOUGIS, Rémi
86	146	32,79	4,4526	84,1092	52,57 96 BUSSER, Alain
87	150	34,21	4,3847	82,8267	51,77 191 CHAUME, Thierry
88	117	27,13	4,3126	81,4644	50,92 246 SCHMITT, David
89	148	34,33	4,3111	81,4366	50,90 122 WOHNER, Jean-Philippe
90	129	29,94	4,3086	81,3898	50,87 236 FRANCHESCHI, David
91	138	32,16	4,2910	81,0578	50,66 315 POTHEE, Geoffroy
92	133	31,55	4,2155	79,6314	49,77 247 SEGUIN, Gaetan

# PRODUCTION -- Overall Stage Results

## French Nationals

Printed juin 24, 2012 at 17:58




### Stage 7 -- Behind the Lovely Bottle Caps...

	PTS	TIME	HIT FACTOR	STAGE POINTS	STAGE PERCENT	COMPETITOR # Name
93	154	36,84	4,1802	78,9647	49,35	179 NATALIZIO, Robert
94	136	32,62	4,1692	78,7566	49,22	297 NYCZ, Margaux
95	158	37,96	4,1623	78,6254	49,14	116 RUFFIOT, Christian
96	150	36,04	4,1620	78,6210	49,14	134 LATREILLE, Philippe
97	148	36,01	4,1100	77,6373	48,52	331 NOZIERES, Sebastien
98	138	33,66	4,0998	77,4456	48,40	139 BALLIERE, Guillaume
99	138	34,07	4,0505	76,5136	47,82	144 HUMILIER, Nicolas
100	152	37,53	4,0501	76,5063	47,82	42 VERITE, Isabelle
101	140	34,86	4,0161	75,8634	47,41	66 LACHIVER, Erwan
102	156	39,08	3,9918	75,4053	47,13	163 LAPP, Pascal
103	127	31,95	3,9750	75,0870	46,93	306 HAGE, Bruno
104	152	38,44	3,9542	74,6951	46,68	105 POLO, Bruno
105	150	38,25	3,9216	74,0784	46,30	303 LACAZE, Christophe
106	160	41,16	3,8873	73,4305	45,89	69 PASERO, Damien
107	160	41,22	3,8816	73,3236	45,83	113 MOINE, Christian
108	128	32,98	3,8811	73,3147	45,82	203 ARTAL, Audrey
109	110	29,03	3,7892	71,5777	44,74	243 RIOU, Sylvain
110	132	35,12	3,7585	70,9989	44,37	143 CLEMENT, Aurélie
111	146	39,60	3,6869	69,6450	43,53	188 BEAUVILLIERS, Anne
112	138	38,46	3,5881	67,7800	42,36	84 MANT, Alexandra
113	106	29,80	3,5570	67,1926	42,00	145 ITCAL, Philippe
114	133	37,58	3,5391	66,8539	41,78	181 NOYRIGAT, Michel
115	156	45,16	3,4544	65,2533	40,78	103 MONTURY, Robert
116	138	40,29	3,4252	64,7014	40,44	189 BRUSON, Laurent
117	146	43,29	3,3726	63,7085	39,82	226 DELDO, Nicolas
118	142	42,31	3,3562	63,3982	39,62	106 ROSSI, Benvenuto
119	146	44,25	3,2994	62,3263	38,95	78 BARILLEAU, Magalie
120	148	44,88	3,2977	62,2932	38,93	290 FREDEZ, Jean-Maurice
121	106	32,94	3,2180	60,7875	37,99	291 GIACOMETTI, Christian
122	150	47,66	3,1473	59,4524	37,16	152 TOURNIER, Francois-Marie
123	120	38,60	3,1088	58,7254	36,70	55 NEVEU, Gaylord
124	135	43,57	3,0985	58,5300	36,58	289 FILLATRE, David
125	160	52,45	3,0505	57,6244	36,02	115 RORIVE, Jacky
126	154	52,22	2,9491	55,7078	34,82	177 JOUANNE, Rene
127	98	34,62	2,8307	53,4726	33,42	87 PELLETIER, Guillaume
128	152	53,78	2,8263	53,3894	33,37	100 FRICOU, Eric-Olivier
129	158	58,23	2,7134	51,2557	32,03	118 SOURRY, Thierry
130	85	31,59	2,6907	50,8278	31,77	292 GRAUFFEL, Gérard
131	138	52,66	2,6206	49,5028	30,94	210 LESAINE, Claudine
132	108	41,42	2,6074	49,2545	30,78	80 BOUMARD, Jacky
133	116	44,81	2,5887	48,9007	30,56	112 MAION, Jacques
134	160	66,32	2,4125	45,5730	28,48	185 TEISSIER, Philippe
135	80	36,21	2,2093	41,7343	26,08	155 BOLOU, Christophe
136	99	55,03	1,7990	33,9835	21,24	216 PLOQUIN, Jocelyne
137	0	0,00	0,0000	0,0000	0,00	302 FACON, Laurent

# CLASSIC -- Overall Stage Results

## French Nationals

Printed juin 24, 2012 at 17:58



### Stage 7 -- Behind the Lovely Bottle Caps...

	<b>PTS</b>	<b>TIME</b>	<b>HIT FACTOR</b>	<b>STAGE POINTS</b>	<b>STAGE PERCENT</b>	<b>COMPETITOR # Name</b>
1	139	25,44	5,4638	160,0000	100,00	309 PERROT, Laurent
2	155	31,28	4,9552	145,1066	90,69	171 CABELGUEN, Pierre
3	160	34,99	4,5727	133,9055	83,69	307 LICHTLE, Éric
4	143	32,31	4,4259	129,6049	81,00	85 MANT, Patrick
5	152	36,69	4,1428	121,3160	75,82	30 DELLA-VALLE, Luigi
6	147	37,37	3,9336	115,1905	71,99	93 BUREL, François
7	142	42,27	3,3594	98,3736	61,48	68 MAILLOT, Julien
8	149	47,29	3,1508	92,2655	57,67	125 DAGUENEL, Didier
9	118	42,74	2,7609	80,8481	50,53	117 SANGUINETTI, Rodolphe
10	115	52,87	2,1751	63,6958	39,81	318 GOUSSE, Jean-Rene

# REVOLVER (STANDARD) -- Overall Stage Results

## French Nationals

Printed juin 24, 2012 at 17:58



### Stage 7 -- Behind the Lovely Bottle Caps...

	<b>PTS</b>	<b>TIME</b>	<b>HIT FACTOR</b>	<b>STAGE POINTS</b>	<b>STAGE PERCENT</b>	<b>COMPETITOR # Name</b>
1	152	29,64	5,1282	160,0000	100,00	20 ITANI, MARWAN
2	152	34,65	4,3867	136,8658	85,54	186 BAILLET, Jean-françois
3	159	38,79	4,0990	127,8886	79,93	165 LASSORT, Christophe
4	137	38,86	3,5255	109,9949	68,75	235 DODANE, Erick
5	155	46,01	3,3688	105,1076	65,69	178 LANET, Luc
6	154	53,03	2,9040	90,6053	56,63	198 JOBARD, Philippe
7	155	55,67	2,7843	86,8690	54,29	248 SIMON, Bernard
8	148	57,86	2,5579	79,8064	49,88	207 HOCQUET, SERGE
9	135	57,84	2,3340	72,8216	45,51	294 BIZET, Sandrine
10	142	69,11	2,0547	64,1065	40,07	157 DESROCHES, Jocelyne

# OPEN -- Overall Stage Results

## French Nationals

Printed juin 24, 2012 at 17:58



### Stage 10 -- Which Side First

	PTS	TIME	HIT FACTOR	STAGE POINTS	STAGE PERCENT	COMPETITOR # Name
1	59	8,81	6,6969	60,0000	100,00	276 OBRIOT, Emile
2	56	8,51	6,5805	58,9568	98,26	274 KIRSCH, Saul
3	55	9,05	6,0773	54,4489	90,75	41 TODARO, Giuseppe
4	55	9,21	5,9718	53,5030	89,17	21 KAMENICEK, Martin
5	54	9,57	5,6426	50,5542	84,26	269 DEVILLE, Remy
6	56	10,01	5,5944	50,1221	83,54	101 GRASSO, Bruno
7	54	9,93	5,4381	48,7214	81,20	18 HOREJSI, Lenka
8	55	10,16	5,4134	48,5003	80,83	267 DA-COSTA, Patrice
9	49	9,23	5,3088	47,5630	79,27	54 MEIER, Dominic
10	52	10,34	5,0290	45,0566	75,09	277 OBRIOT, Thierry
11	50	10,88	4,5956	41,1734	68,62	270 GIBERT, Philippe
12	56	12,28	4,5603	40,8568	68,09	220 BIZOUARN, Eric
13	53	11,68	4,5377	40,6545	67,76	222 CECOT, Christian
14	58	13,04	4,4479	39,8497	66,42	184 TARRADE, Alain
15	57	13,15	4,3346	38,8351	64,73	196 GATEAU, Thomas
16	54	12,60	4,2857	38,3971	64,00	70 PITOT-AIMARETTI, Christophe
17	54	12,73	4,2419	38,0050	63,34	322 RIGAUDY, Cédric
18	53	12,55	4,2231	37,8362	63,06	271 HUTTNER, Eli
19	50	11,93	4,1911	37,5495	62,58	332 DESAGNEAUX, Jean-Luc
20	50	11,95	4,1841	37,4867	62,48	320 BOUCHOUCHA, Marc
21	54	12,97	4,1635	37,3017	62,17	48 CLAUSEN, Torsten
22	52	12,80	4,0625	36,3972	60,66	239 MONTARGOT, Renaud
23	58	14,31	4,0531	36,3131	60,52	133 HRELJA, Brice
24	50	12,42	4,0258	36,0681	60,11	225 DAZZI, Georges
25	42	10,65	3,9437	35,3325	58,89	67 LOORE, Frederic
26	54	13,83	3,9046	34,9822	58,30	295 LAUREMBOURLE, Jacques
27	48	12,58	3,8156	34,1850	56,98	49 DEFGNEE, Alphonse
28	59	15,70	3,7580	33,6688	56,11	187 BAILLET, Valentin
29	53	14,92	3,5523	31,8260	53,04	43 ZANARDI, Annamaria
30	52	14,72	3,5326	31,6498	52,75	128 FAMILIARI, Antonio
31	45	12,97	3,4695	31,0848	51,81	321 HAZAN, Albert
32	52	15,01	3,4644	31,0383	51,73	285 DESAUGERE, Jean-François
33	50	14,93	3,3490	30,0044	50,01	127 DURIEZ, Jean-Paul
34	42	12,56	3,3439	29,9595	49,93	37 PETTENATI, Simonetta
35	52	15,73	3,3058	29,6176	49,36	50 GRANDGÉRARD, Hervé
36	53	16,04	3,3042	29,6037	49,34	170 BUFFARD, François
37	41	12,63	3,2462	29,0841	48,47	266 CANETTA, Irene
38	54	16,65	3,2432	29,0573	48,43	304 PITOT-AIMARETTI, Robert
39	55	17,05	3,2258	28,9010	48,17	230 GROS, Thierry
40	57	17,74	3,2131	28,7870	47,98	150 SALOMON, Jean-François
41	52	16,32	3,1863	28,5469	47,58	218 ASTORG, Gérard
42	40	12,85	3,1128	27,8889	46,48	104 OGANESSIAN, Sarkis
43	52	17,08	3,0445	27,2766	45,46	208 LAGACHE, Pierre
44	37	12,28	3,0130	26,9947	44,99	71 RENOUX, Gilles
45	40	13,39	2,9873	26,7642	44,61	209 LELEU, Christian
46	50	16,77	2,9815	26,7123	44,52	316 YING, Chittackak



# OPEN -- Overall Stage Results

## French Nationals

Printed juin 24, 2012 at 17:58



### Stage 10 -- Which Side First

	<b>PTS</b>	<b>TIME</b>	<b>HIT FACTOR</b>	<b>STAGE POINTS</b>	<b>STAGE PERCENT</b>	<b>COMPETITOR # Name</b>
47	42	14,17	2,9640	26,5555	44,26	126 DEVILLE, Jacques
48	54	18,34	2,9444	26,3797	43,97	245 RUSSI, Paul
49	55	19,11	2,8781	25,7856	42,98	329 BALBO, René
50	42	15,16	2,7704	24,8213	41,37	214 PANE, Bernard
51	53	19,24	2,7547	24,6800	41,13	293 TACKENS, Philippe
52	50	18,46	2,7086	24,2669	40,44	240 NOWAK, Hubert
53	43	16,24	2,6478	23,7223	39,54	288 MEUNIER, Gerard
54	55	21,15	2,6005	23,2985	38,83	233 MILLOT, Patrick
55	52	20,67	2,5157	22,5392	37,57	36 PATTIMUKAIJ, Nonna
56	35	14,00	2,5000	22,3983	37,33	110 JOURDE, Philippe
57	57	23,03	2,4750	22,1746	36,96	244 RUSSI, Bernard
58	41	16,83	2,4361	21,8260	36,38	57 RANDAXHE, Patrick
59	50	21,24	2,3540	21,0907	35,15	167 SALLET, Gauthier
60	29	12,50	2,3200	20,7856	34,64	135 LOPEZ, Christophe
61	39	18,37	2,1230	19,0209	31,70	137 MIGLIACCIO, Gilles
62	42	19,81	2,1201	18,9950	31,66	114 NOEL, Francis
63	56	28,10	1,9929	17,8549	29,76	40 TISSINGH, Klaas
64	37	18,70	1,9786	17,7270	29,55	211 MARCE, Pierre
65	41	20,83	1,9683	17,6348	29,39	182 PENALVA-PASQUET, Pierre-Jean
66	40	20,77	1,9259	17,2544	28,76	299 WOLAN, Joseph
67	39	20,40	1,9118	17,1281	28,55	130 GONZALEZ, Louis
68	29	17,48	1,6590	14,8639	24,77	223 CORNUT, Pierre
69	43	28,08	1,5313	13,7198	22,87	129 GONZALEZ, Amédée
70	23	17,68	1,3009	11,6552	19,43	81 CABLE, Nathalie
71	24	23,59	1,0174	9,1150	15,19	58 ULMANN, Josef
72	38	43,99	0,8638	7,7394	12,90	173 ETOURNEAU, Helene
73	9	13,98	0,6438	5,7678	9,61	62 DAMIANO, Georges

# STANDARD -- Overall Stage Results

## French Nationals

Printed juin 24, 2012 at 17:58



### Stage 10 -- Which Side First

	PTS	TIME	HIT FACTOR	STAGE POINTS	STAGE PERCENT	COMPETITOR # Name
1	53	10,05	5,2736	60,0000	100,00	251 BOIT, Julien
2	58	11,13	5,2111	59,2890	98,82	273 JENSEN, Ralf
3	55	11,31	4,8630	55,3276	92,21	272 JAIME, Juan-Carlos
4	51	12,10	4,2149	47,9542	79,92	255 GUILLAUME, Bertrand
5	50	12,72	3,9308	44,7223	74,54	278 PESCE, Fabricio
6	55	14,04	3,9174	44,5694	74,28	250 BEAUNIER, Francois
7	50	13,96	3,5817	40,7499	67,92	260 POIRET, Jerome
8	50	14,24	3,5112	39,9486	66,58	256 LACROIX, Christian
9	56	15,97	3,5066	39,8956	66,49	162 HOUPERT, Emmanuel
10	48	13,76	3,4884	39,6885	66,15	264 VIAUD, Julien
11	39	11,61	3,3592	38,2185	63,70	323 TESTA, Eddy
12	54	16,19	3,3354	37,9480	63,25	60 COLOMBINI, Jean-Pierre
13	54	16,40	3,2927	37,4620	62,44	254 GERARD, Joel
14	55	16,87	3,2602	37,0928	61,82	262 PRIEUR, Grégory
15	53	16,32	3,2475	36,9485	61,58	261 POLF, Romain
16	54	16,87	3,2009	36,4183	60,70	119 TRUONG-VINH-TONG, Andre
17	42	14,29	2,9391	33,4394	55,73	74 VANDENABEELLE, Mathieu
18	37	12,95	2,8571	32,5067	54,18	224 DA-ROS, Philippe
19	47	16,80	2,7976	31,8295	53,05	109 EVESQUE, Michel
20	51	18,51	2,7553	31,3477	52,25	228 FONDER, Anne Valérie
21	54	20,00	2,7000	30,7189	51,20	169 VALLE, Thierry
22	50	18,69	2,6752	30,4370	50,73	120 WEBER, Didier
23	43	16,29	2,6397	30,0323	50,05	91 BERNE, Yannick
24	57	21,78	2,6171	29,7755	49,63	180 NATALIZIO, Silvain
25	37	14,21	2,6038	29,6244	49,37	149 PODLESKA, R
26	33	12,71	2,5964	29,5400	49,23	227 DESTREBECQ, Marian
27	48	18,68	2,5696	29,2352	48,73	300 COLLARD, Andre
28	23	9,07	2,5358	28,8511	48,09	275 MIDGLEY, Gregory
29	57	23,01	2,4772	28,1838	46,97	35 ORLANDINI, Alberto
30	52	21,52	2,4164	27,4918	45,82	280 DUMONT, José
31	41	17,62	2,3269	26,4740	44,12	238 MACHET, Christophe
32	43	18,74	2,2946	26,1060	43,51	252 CARRIER, Philippe
33	49	21,97	2,2303	25,3751	42,29	195 GATEAU, Philippe
34	44	20,61	2,1349	24,2894	40,48	212 MORIN, Patrick
35	38	18,03	2,1076	23,9789	39,96	330 GOY, Philippe
36	36	17,79	2,0236	23,0233	38,37	298 RACLOT, Gérard
37	42	20,95	2,0048	22,8090	38,02	205 CLOT, Jean-Marc
38	41	21,77	1,8833	21,4273	35,71	221 BIZOUARN, Mireille
39	27	15,59	1,7319	19,7042	32,84	59 CABLE, Xavier
40	50	29,36	1,7030	19,3756	32,29	92 BRIDE, Martial
41	39	23,79	1,6393	18,6514	31,09	158 FELT, Baptiste
42	22	14,91	1,4755	16,7875	27,98	204 CARTOUX, David
43	26	18,00	1,4444	16,4340	27,39	257 MARTIN-PRIVAT, Pierre
44	23	17,30	1,3295	15,1260	25,21	64 GOIBEALT, Pascal
45	29	22,76	1,2742	14,4966	24,16	154 ANGLADE, Jean-Paul
46	53	43,21	1,2266	13,9551	23,26	213 MOURGUES, Jacques

# STANDARD -- Overall Stage Results

## French Nationals

Printed juin 24, 2012 at 17:58



### Stage 10 -- Which Side First

	<b>PTS</b>	<b>TIME</b>	<b>HIT FACTOR</b>	<b>STAGE POINTS</b>	<b>STAGE PERCENT</b>	<b>COMPETITOR # Name</b>
47	21	17,27	1,2160	13,8347	23,06	73 VANDENABEELLE, Christian
48	28	23,63	1,1849	13,4814	22,47	124 CAUDAL, Loic
49	25	21,74	1,1500	13,0834	21,81	308 MANSCHING, Michel
50	24	21,27	1,1283	12,8376	21,40	286 DU-BOISROUVRAY, Fabrice
51	22	21,44	1,0261	11,6745	19,46	159 FELT, Olivier
52	36	36,18	0,9950	11,3208	18,87	296 MULLER, Jean-Paul
53	25	27,46	0,9104	10,3581	17,26	88 PERROT, Manuela
54	13	18,57	0,7001	7,9648	13,27	111 LAPEYRE, Franck
55	8	16,65	0,4805	5,4666	9,11	319 ROSSIGNOL, Bernard
56	0	25,16	0,0000	0,0000	0,00	166 PEROT, Gérard

# PRODUCTION -- Overall Stage Results

## French Nationals

Printed juin 24, 2012 at 17:58



### Stage 10 -- Which Side First

	PTS	TIME	HIT FACTOR	STAGE POINTS	STAGE PERCENT	COMPETITOR # Name
1	58	9,66	6,0041	60,0000	100,00	27 VYSNY, Marian
2	54	10,35	5,2174	52,1379	86,90	7 GRAUFFEL, Eric
3	58	11,22	5,1693	51,6578	86,10	26 SEBO, Robin
4	54	10,87	4,9678	49,6438	82,74	328 PEREZ-BAZ, Jose-Vicente
5	54	11,44	4,7203	47,1702	78,62	8 GUICHARD, Louis
6	52	11,15	4,6637	46,6046	77,67	15 GARCIA, Franck
7	52	12,13	4,2869	42,8394	71,40	11 QUERTINIER, Stephane
8	42	10,50	4,0000	39,9724	66,62	6 DE-CHESSSE, Laurent
9	35	9,15	3,8251	38,2250	63,71	38 SCHRANER, Remo
10	48	12,93	3,7123	37,0974	61,83	327 IBANEZ-CHAROLA, Gorka
11	50	13,59	3,6792	36,7664	61,28	31 DONOT, Marc
12	50	13,62	3,6711	36,6854	61,14	46 BETTERMANN, Heribert
13	48	13,26	3,6199	36,1741	60,29	5 DAGUENEL, Laëtitia
14	44	12,24	3,5948	35,9229	59,87	22 LIEHNE, Zdenek
15	50	13,95	3,5842	35,8176	59,70	1 ALTUNA, Denis
16	48	13,53	3,5477	35,4523	59,09	10 MELEY, Philippe
17	56	15,85	3,5331	35,3069	58,84	263 VIAUD, Jean-Michel
18	40	11,50	3,4783	34,7586	57,93	19 HRNCIARIK, Andrej
19	50	14,56	3,4341	34,3170	57,19	25 REICH, Rolf-Dieter
20	50	14,64	3,4153	34,1295	56,88	219 BERGAMASCO, Nicolas
21	37	10,99	3,3667	33,6438	56,07	14 DE-COBOS, Eduardo
22	37	11,06	3,3454	33,4308	55,72	28 ZAPLETAL, Miroslav
23	50	15,82	3,1606	31,5838	52,64	76 AMARO, Dominique
24	48	15,23	3,1517	31,4950	52,49	39 THOMPSON, David
25	50	15,88	3,1486	31,4644	52,44	148 NASSO, Michel
26	48	15,27	3,1434	31,4125	52,35	107 CARDOT, Thierry
27	50	16,22	3,0826	30,8049	51,34	138 AIRIEAU, Matthieu
28	48	16,12	2,9777	29,7561	49,59	53 LERETRIF, Nicolas
29	43	14,49	2,9676	29,6552	49,43	131 GOUGIS, Christophe
30	35	11,91	2,9387	29,3668	48,94	34 MONTRUCCHIO, Davide
31	46	15,86	2,9004	28,9838	48,31	12 SAGON, Aurelien
32	54	18,76	2,8785	28,7648	47,94	102 MEYER, Jonathan
33	56	19,57	2,8615	28,5955	47,66	189 BRUSON, Laurent
34	46	16,22	2,8360	28,3405	47,23	3 CARRIE, Stéphane
35	44	15,78	2,7883	27,8642	46,44	56 PLATEUS, Raymond
36	42	15,39	2,7290	27,2716	45,45	314 GUILMART, Nicolas
37	38	13,93	2,7279	27,2604	45,43	246 SCHMITT, David
38	56	20,59	2,7198	27,1789	45,30	331 NOZIERES, Sebastien
39	54	20,63	2,6175	26,1574	43,60	291 GIACOMETTI, Christian
40	54	20,66	2,6137	26,1194	43,53	303 LACAZE, Christophe
41	52	20,07	2,5909	25,8914	43,15	152 TOURNIER, Francois-Marie
42	39	15,32	2,5457	25,4394	42,40	160 HAUSER, Lionel
43	33	12,98	2,5424	25,4062	42,34	326 BUENAVENTURA, Darias-Medina
44	48	19,18	2,5026	25,0088	41,68	241 PICARD, Nicolas
45	50	20,05	2,4938	24,9205	41,53	97 CLAIRE, Olivier
46	50	20,63	2,4237	24,2198	40,37	310 RANGOLE, Herve

# PRODUCTION -- Overall Stage Results

## French Nationals

Printed juin 24, 2012 at 17:58



### Stage 10 -- Which Side First

	PTS	TIME	HIT FACTOR	STAGE POINTS	STAGE PERCENT	COMPETITOR # Name
47	31	12,82	2,4181	24,1643	40,27	312 PICHENOT, Christophe
48	31	12,84	2,4143	24,1267	40,21	2 BACULARD, Patrick
49	39	16,18	2,4104	24,0872	40,15	94 BURGADA, Laurent
50	54	22,47	2,4032	24,0155	40,03	96 BUSSER, Alain
51	35	14,61	2,3956	23,9397	39,90	4 CLIN, Robert
52	44	18,51	2,3771	23,7545	39,59	77 BARBIER, Christophe
53	37	15,65	2,3642	23,6259	39,38	132 GOUGIS, Rémi
54	50	21,35	2,3419	23,4031	39,01	190 CARBONELL, Jean-François
55	54	23,31	2,3166	23,1500	38,58	174 FARKAS, Jean
56	46	19,95	2,3058	23,0417	38,40	226 DELDO, Nicolas
57	46	20,10	2,2886	22,8698	38,12	153 UJEVIC, Christophe
58	39	17,40	2,2414	22,3983	37,33	83 JAMAULT, Vincent
59	37	16,54	2,2370	22,3546	37,26	258 MERCHICA, Philippe
60	44	19,98	2,2022	22,0068	36,68	192 CHAUVET, Jean-Marc
61	50	22,75	2,1978	21,9629	36,60	163 LAPP, Pascal
62	41	18,83	2,1774	21,7587	36,26	140 BEDROSSIAN, Marc
63	38	17,82	2,1324	21,3096	35,52	191 CHAUME, Thierry
64	35	16,70	2,0958	20,9436	34,91	147 LYGINOS, Kyriakos
65	52	25,13	2,0692	20,6781	34,46	55 NEVEU, Gaylord
66	39	18,85	2,0690	20,6754	34,46	215 PAYRAULT, Christian
67	50	24,28	2,0593	20,5789	34,30	200 LAMOUREUX, Nicolas
68	37	18,15	2,0386	20,3716	33,95	123 BIZET, Mathias
69	46	22,84	2,0140	20,1262	33,54	306 HAGE, Bruno
70	44	22,74	1,9349	19,3358	32,23	236 FRANCHESCHI, David
71	52	26,93	1,9309	19,2960	32,16	116 RUFFIOT, Christian
72	48	25,44	1,8868	18,8549	31,42	115 RORIVE, Jacky
73	33	17,52	1,8836	18,8226	31,37	134 LATREILLE, Philippe
74	50	26,59	1,8804	18,7911	31,32	279 BIANCHI, Olivier
75	37	19,69	1,8791	18,7783	31,30	79 BOUCAUT, Jean-Louis
76	31	16,69	1,8574	18,5612	30,94	98 DABEK, Pierre-Emmanuel
77	52	28,22	1,8427	18,4139	30,69	247 SEGUIN, Gaetan
78	35	19,10	1,8325	18,3120	30,52	90 VERGERA, José
79	54	29,81	1,8115	18,1022	30,17	311 TREUSSARD, Francois
80	33	18,34	1,7993	17,9810	29,97	172 COUPE, Laurent
81	37	21,18	1,7469	17,4573	29,10	44 BACQ, Philippe
82	35	20,29	1,7250	17,2380	28,73	113 MOINE, Christian
83	46	26,77	1,7183	17,1716	28,62	42 VERITE, Isabelle
84	54	32,70	1,6514	16,5024	27,50	179 NATALIZIO, Robert
85	28	17,34	1,6148	16,1365	26,89	105 POLO, Bruno
86	37	22,92	1,6143	16,1320	26,89	106 ROSSI, Benvenuto
87	35	21,95	1,5945	15,9343	26,56	121 WELTER, Tony
88	35	21,99	1,5916	15,9053	26,51	141 BOUTIN, Hervé
89	46	29,10	1,5808	15,7967	26,33	243 RIOU, Sylvain
90	39	25,45	1,5324	15,3136	25,52	103 MONTURY, Robert
91	24	16,21	1,4806	14,7955	24,66	317 DECARPIGNIES, Pascal
92	37	25,39	1,4573	14,5626	24,27	112 MAION, Jacques

# PRODUCTION -- Overall Stage Results

## French Nationals

Printed juin 24, 2012 at 17:58



### Stage 10 -- Which Side First

	PTS	TIME	HIT FACTOR	STAGE POINTS	STAGE PERCENT	COMPETITOR # Name
93	50	34,60	1,4451	14,4409	24,07	290 FREDEZ, Jean-Maurice
94	50	34,80	1,4368	14,3579	23,93	185 TEISSIER, Philippe
95	35	26,51	1,3203	13,1935	21,99	203 ARTAL, Audrey
96	31	24,08	1,2874	12,8649	21,44	87 PELLETIER, Guillaume
97	16	12,44	1,2862	12,8529	21,42	9 LAVERGNE, Mathieu
98	31	25,91	1,1964	11,9562	19,93	75 ALEXANDRE, Jean-Marc
99	33	27,76	1,1888	11,8794	19,80	69 PASERO, Damien
100	20	17,31	1,1554	11,5460	19,24	82 DEITHRICH, Kurt
101	24	20,90	1,1483	11,4753	19,13	142 BRUTTO, Fabrice
102	22	20,07	1,0962	10,9541	18,26	297 NYCZ, Margaux
103	50	46,83	1,0677	10,6696	17,78	80 BOUMARD, Jacky
104	28	27,30	1,0256	10,2493	17,08	100 FRICOU, Eric-Olivier
105	22	23,36	0,9418	9,4113	15,69	315 POTHEE, Geoffroy
106	16	17,05	0,9384	9,3777	15,63	13 VEZIAT, Pierre
107	20	21,74	0,9200	9,1933	15,32	144 HUMILIER, Nicolas
108	22	24,28	0,9061	9,0547	15,09	86 MEUNIER, Pierre
109	18	20,60	0,8738	8,7318	14,55	181 NOYRIGAT, Michel
110	20	24,14	0,8285	8,2793	13,80	289 FILLATRE, David
111	31	39,30	0,7888	7,8826	13,14	84 MANT, Alexandra
112	25	31,83	0,7854	7,8488	13,08	188 BEAUVILLIERS, Anne
113	26	33,33	0,7801	7,7954	12,99	78 BARILLEAU, Magalie
114	20	27,36	0,7310	7,3049	12,17	143 CLEMENT, Aurélie
115	16	22,21	0,7204	7,1990	12,00	118 SOURRY, Thierry
116	18	25,99	0,6926	6,9210	11,53	47 CHERNOGOROV, Alexander
117	11	17,61	0,6246	6,2421	10,40	301 DELABRE, Philippe
118	11	20,77	0,5296	5,2924	8,82	145 ITCAL, Philippe
119	13	26,01	0,4998	4,9946	8,32	242 PLAIT, Antoine
120	8	16,33	0,4899	4,8956	8,16	63 GILANT, Christophe
121	7	16,09	0,4351	4,3475	7,25	139 BALLIERE, Guillaume
122	9	26,07	0,3452	3,4499	5,75	89 SAUTEL, Philippe
123	7	20,95	0,3341	3,3390	5,56	313 SANCEAU, Thierry
124	7	21,22	0,3299	3,2965	5,49	61 CROUZET, Stephane
125	7	21,38	0,3274	3,2718	5,45	33 LAMBRECHTS, Alain
126	1	35,19	0,0284	0,2840	0,47	216 PLOQUIN, Jocelyne
127	0	14,51	0,0000	0,0000	0,00	51 KAHIL, Si-Mohamed
128	0	34,44	0,0000	0,0000	0,00	210 LESAINE, Claudine
129	0	19,89	0,0000	0,0000	0,00	292 GRAUFFEL, Gérard
130	0	25,92	0,0000	0,0000	0,00	66 LACHIVER, Erwan
131	0	12,65	0,0000	0,0000	0,00	253 CASSIGNAC, Jean-Paul
132	0	40,27	0,0000	0,0000	0,00	177 JOUANNE, Rene
133	0	0,00	0,0000	0,0000	0,00	302 FACON, Laurent
134	0	20,46	0,0000	0,0000	0,00	95 BURGADA, Luc
135	0	15,94	0,0000	0,0000	0,00	155 BOLOU, Christophe
136	0	16,76	0,0000	0,0000	0,00	231 LAUNAY, Virginie
137	0	22,15	0,0000	0,0000	0,00	122 WOHNER, Jean-Philippe

# CLASSIC -- Overall Stage Results

## French Nationals

Printed juin 24, 2012 at 17:58



### Stage 10 -- Which Side First

	<b>PTS</b>	<b>TIME</b>	<b>HIT FACTOR</b>	<b>STAGE POINTS</b>	<b>STAGE PERCENT</b>	<b>COMPETITOR # Name</b>
1	52	13,68	3,8012	60,0000	100,00	309 PERROT, Laurent
2	51	14,71	3,4670	54,7257	91,21	85 MANT, Patrick
3	54	15,85	3,4069	53,7772	89,63	171 CABELGUEN, Pierre
4	54	20,09	2,6879	42,4275	70,71	68 MAILLOT, Julien
5	52	21,63	2,4041	37,9473	63,25	307 LICHTLE, Éric
6	24	15,05	1,5947	25,1715	41,95	30 DELLA-VALLE, Luigi
7	23	18,49	1,2439	19,6347	32,72	117 SANGUINETTI, Rodolphe
8	26	22,08	1,1775	18,5870	30,98	125 DAGUENEL, Didier
9	21	28,34	0,7410	11,6964	19,49	93 BUREL, François
10	14	45,06	0,3107	4,9042	8,17	318 GOUSSE, Jean-Rene

# REVOLVER (STANDARD) -- Overall Stage Results

## French Nationals

Printed juin 24, 2012 at 17:58



### Stage 10 -- Which Side First

	<b>PTS</b>	<b>TIME</b>	<b>HIT FACTOR</b>	<b>STAGE POINTS</b>	<b>STAGE PERCENT</b>	<b>COMPETITOR # Name</b>
1	51	16,49	3,0928	60,0000	100,00	207 HOCQUET, SERGE
2	57	26,52	2,1493	41,6968	69,49	186 BAILLET, Jean-françois
3	50	27,62	1,8103	35,1195	58,53	235 DODANE, Erick
4	53	32,06	1,6532	32,0711	53,45	248 SIMON, Bernard
5	26	15,88	1,6373	31,7632	52,94	20 ITANI, MARWAN
6	49	29,93	1,6372	31,7608	52,93	165 LASSORT, Christophe
7	36	30,88	1,1658	22,6166	37,69	198 JOBARD, Philippe
8	36	50,60	0,7115	13,8024	23,00	157 DESROCHES, Jocelyne
9	24	37,97	0,6321	12,2623	20,44	294 BIZET, Sandrine
10	0	20,22	0,0000	0,0000	0,00	178 LANET, Luc



# OPEN -- Overall Stage Results

## French Nationals

Printed juin 24, 2012 at 17:58



### Stage 11 -- High Speed

	PTS	TIME	HIT FACTOR	STAGE POINTS	STAGE PERCENT	COMPETITOR # Name
1	28	3,40	8,2353	30,0000	100,00	276 OBRIOT, Emile
2	29	4,10	7,0732	25,7666	85,89	225 DAZZI, Georges
3	27	3,95	6,8354	24,9005	83,00	269 DEVILLE, Remy
4	27	4,06	6,6502	24,2259	80,75	277 OBRIOT, Thierry
5	30	4,53	6,6225	24,1249	80,42	41 TODARO, Giuseppe
6	29	4,39	6,6059	24,0644	80,21	332 DESAGNEAUX, Jean-Luc
7	29	4,52	6,4159	23,3723	77,91	267 DA-COSTA, Patrice
8	29	4,64	6,2500	22,7679	75,89	54 MEIER, Dominic
9	30	4,91	6,1100	22,2578	74,19	266 CANETTA, Irene
10	29	4,76	6,0924	22,1939	73,98	48 CLAUSEN, Torsten
11	29	4,80	6,0417	22,0089	73,36	18 HOREJSI, Lenka
12	28	4,79	5,8455	21,2944	70,98	270 GIBERT, Philippe
13	29	5,01	5,7884	21,0864	70,29	220 BIZOUARN, Eric
14	30	5,19	5,7803	21,0570	70,19	21 KAMENICEK, Martin
15	28	4,97	5,6338	20,5231	68,41	62 DAMIANO, Georges
16	30	5,42	5,5351	20,1634	67,21	101 GRASSO, Bruno
17	30	5,43	5,5249	20,1263	67,09	71 RENOUX, Gilles
18	28	5,12	5,4688	19,9219	66,41	239 MONTARGOT, Renaud
19	29	5,32	5,4511	19,8577	66,19	49 DEFGNEE, Alphonse
20	28	5,44	5,1471	18,7500	62,50	67 LOORE, Frederic
21	27	5,27	5,1233	18,6636	62,21	135 LOPEZ, Christophe
22	30	5,92	5,0676	18,4604	61,53	137 MIGLIACCIO, Gilles
23	26	5,27	4,9336	17,9723	59,91	223 CORNUT, Pierre
24	30	6,09	4,9261	17,9451	59,82	218 ASTORG, Gérard
25	29	5,90	4,9153	17,9056	59,69	322 RIGAUDY, Cédric
26	29	5,93	4,8904	17,8150	59,38	133 HRELJA, Brice
27	26	5,37	4,8417	17,6377	58,79	184 TARRADE, Alain
28	28	5,89	4,7538	17,3175	57,72	271 HUTTNER, Eli
29	30	6,49	4,6225	16,8391	56,13	37 PETTENATI, Simonetta
30	30	6,57	4,5662	16,6341	55,45	209 LELEU, Christian
31	28	6,14	4,5603	16,6124	55,37	126 DEVILLE, Jacques
32	26	5,75	4,5217	16,4720	54,91	196 GATEAU, Thomas
33	30	6,82	4,3988	16,0243	53,41	40 TISSINGH, Klaas
34	27	6,14	4,3974	16,0191	53,40	187 BAILLET, Valentin
35	26	5,95	4,3697	15,9184	53,06	43 ZANARDI, Annamaria
36	30	6,87	4,3668	15,9077	53,03	245 RUSSI, Paul
37	29	6,81	4,2584	15,5129	51,71	130 GONZALEZ, Louis
38	29	6,84	4,2398	15,4449	51,48	288 MEUNIER, Gerard
39	27	6,37	4,2386	15,4407	51,47	230 GROS, Thierry
40	30	7,12	4,2135	15,3491	51,16	58 ULMANN, Josef
41	29	6,91	4,1968	15,2884	50,96	293 TACKENS, Philippe
42	29	6,93	4,1847	15,2443	50,81	285 DESAUGERE, Jean-François
43	29	7,03	4,1252	15,0274	50,09	150 SALOMON, Jean-Francis
44	29	7,04	4,1193	15,0061	50,02	316 YING, Chittackak
45	29	7,13	4,0673	14,8167	49,39	222 CECOT, Christian
46	28	6,90	4,0580	14,7826	49,28	167 SALLET, Gauthier

# OPEN -- Overall Stage Results

## French Nationals

Printed juin 24, 2012 at 17:58



### Stage 11 -- High Speed

	<b>PTS</b>	<b>TIME</b>	<b>HIT FACTOR</b>	<b>STAGE POINTS</b>	<b>STAGE PERCENT</b>	<b>COMPETITOR # Name</b>
47	27	6,73	4,0119	14,6147	48,72	104 OGANESSIAN, Sarkis
48	14	3,51	3,9886	14,5299	48,43	274 KIRSCH, Saul
49	27	6,80	3,9706	14,4643	48,21	304 PITOT-AIMARETTI, Robert
50	25	6,35	3,9370	14,3420	47,81	114 NOEL, Francis
51	28	7,17	3,9052	14,2259	47,42	214 PANE, Bernard
52	29	7,55	3,8411	13,9924	46,64	57 RANDAXHE, Patrick
53	26	6,79	3,8292	13,9491	46,50	299 WOLAN, Joseph
54	28	7,47	3,7483	13,6546	45,52	295 LAUREMBOURLE, Jacques
55	29	7,98	3,6341	13,2385	44,13	208 LAGACHE, Pierre
56	26	7,20	3,6111	13,1548	43,85	81 CABLE, Nathalie
57	29	8,35	3,4731	12,6518	42,17	233 MILLOT, Patrick
58	28	8,58	3,2634	11,8881	39,63	329 BALBO, René
59	27	8,83	3,0578	11,1390	37,13	321 HAZAN, Albert
60	28	9,17	3,0534	11,1232	37,08	240 NOWAK, Hubert
61	29	9,56	3,0335	11,0505	36,84	36 PATTIMUKAIJ, Nonna
62	26	8,68	2,9954	10,9118	36,37	182 PENALVA-PASQUET, Pierre-Jean
63	28	9,36	2,9915	10,8974	36,32	320 BOUCHOUCHA, Marc
64	14	4,82	2,9046	10,5809	35,27	70 PITOT-AIMARETTI, Christophe
65	23	8,19	2,8083	10,2302	34,10	244 RUSSI, Bernard
66	13	4,85	2,6804	9,7644	32,55	128 FAMILIARI, Antonio
67	29	11,77	2,4639	8,9756	29,92	173 ETOURNEAU, Helene
68	26	11,00	2,3636	8,6104	28,70	170 BUFFARD, François
69	14	6,73	2,0802	7,5780	25,26	50 GRANDGÉRARD, Hervé
70	14	7,79	1,7972	6,5469	21,82	211 MARCE, Pierre
71	11	6,31	1,7433	6,3505	21,17	127 DURIEZ, Jean-Paul
72	15	12,04	1,2458	4,5384	15,13	129 GONZALEZ, Amédée
73	0	7,15	0,0000	0,0000	0,00	110 JOURDE, Philippe

# STANDARD -- Overall Stage Results

## French Nationals

Printed juin 24, 2012 at 17:58



### Stage 11 -- High Speed

	PTS	TIME	HIT FACTOR	STAGE POINTS	STAGE PERCENT	COMPETITOR # Name
1	28	4,36	6,4220	30,0000	100,00	273 JENSEN, Ralf
2	28	4,44	6,3063	29,4595	98,20	323 TESTA, Eddy
3	27	4,51	5,9867	27,9664	93,22	149 PODLESKA, R
4	28	4,85	5,7732	26,9691	89,90	278 PESCE, Fabricio
5	29	5,04	5,7540	26,8793	89,60	272 JAIME, Juan-Carlos
6	29	5,24	5,5344	25,8533	86,18	275 MIDGLEY, Gregory
7	27	4,91	5,4990	25,6881	85,63	255 GUILLAUME, Bertrand
8	29	5,30	5,4717	25,5606	85,20	264 VIAUD, Julien
9	28	5,30	5,2830	24,6792	82,26	254 GERARD, Joel
10	28	5,33	5,2533	24,5403	81,80	224 DA-ROS, Philippe
11	30	5,74	5,2265	24,4151	81,38	256 LACROIX, Christian
12	25	5,10	4,9020	22,8992	76,33	162 HOUPERT, Emmanuel
13	26	5,31	4,8964	22,8733	76,24	227 DESTREBECQ, Marian
14	28	5,92	4,7297	22,0946	73,65	91 BERNE, Yannick
15	28	6,01	4,6589	21,7637	72,55	330 GOY, Philippe
16	28	6,02	4,6512	21,7276	72,43	204 CARTOUX, David
17	30	6,50	4,6154	21,5604	71,87	35 ORLANDINI, Alberto
18	29	6,34	4,5741	21,3677	71,23	228 FONDER, Anne Valérie
19	24	5,29	4,5369	21,1936	70,65	250 BEAUNIER, Francois
20	29	6,47	4,4822	20,9384	69,79	60 COLOMBINI, Jean-Pierre
21	30	6,74	4,4510	20,7927	69,31	221 BIZOUARN, Mireille
22	26	5,92	4,3919	20,5164	68,39	111 LAPEYRE, Franck
23	27	6,15	4,3902	20,5087	68,36	252 CARRIER, Philippe
24	29	6,73	4,3091	20,1295	67,10	59 CABLE, Xavier
25	27	6,29	4,2925	20,0522	66,84	262 PRIEUR, Grégory
26	28	6,57	4,2618	19,9087	66,36	300 COLLARD, Andre
27	25	6,03	4,1459	19,3674	64,56	251 BOIT, Julien
28	26	6,48	4,0123	18,7434	62,48	109 EVESQUE, Michel
29	30	7,49	4,0053	18,7107	62,37	257 MARTIN-PRIVAT, Pierre
30	26	6,54	3,9755	18,5714	61,90	64 GOIBEAULT, Pascal
31	27	6,99	3,8627	18,0441	60,15	205 CLOT, Jean-Marc
32	29	7,69	3,7711	17,6166	58,72	280 DUMONT, José
33	28	7,49	3,7383	17,4633	58,21	195 GATEAU, Philippe
34	26	7,19	3,6161	16,8925	56,31	180 NATALIZIO, Silvain
35	30	8,32	3,6058	16,8441	56,15	159 FELT, Olivier
36	23	6,61	3,4796	16,2546	54,18	73 VANDENABEELLE, Christian
37	29	8,47	3,4238	15,9943	53,31	261 POLF, Romain
38	26	7,92	3,2828	15,3355	51,12	158 FELT, Baptiste
39	28	8,53	3,2825	15,3341	51,11	166 PEROT, Gérard
40	25	7,69	3,2510	15,1867	50,62	213 MOURGUES, Jacques
41	14	4,52	3,0973	14,4690	48,23	260 POIRET, Jerome
42	22	7,41	2,9690	13,8693	46,23	119 TRUONG-VINH-TONG, Andre
43	29	10,39	2,7911	13,0386	43,46	124 CAUDAL, Loic
44	29	10,47	2,7698	12,9390	43,13	238 MACHET, Christophe
45	28	10,76	2,6022	12,1561	40,52	88 PERROT, Manuela
46	27	10,53	2,5641	11,9780	39,93	308 MANSCHING, Michel

# STANDARD -- Overall Stage Results

## French Nationals

Printed juin 24, 2012 at 17:58



### Stage 11 -- High Speed

	<b>PTS</b>	<b>TIME</b>	<b>HIT FACTOR</b>	<b>STAGE POINTS</b>	<b>STAGE PERCENT</b>	<b>COMPETITOR # Name</b>
47	30	12,00	2,5000	11,6786	38,93	92 BRIDE, Martial
48	24	10,69	2,2451	10,4878	34,96	154 ANGLADE, Jean-Paul
49	14	6,35	2,2047	10,2992	34,33	298 RACLOT, Gérard
50	14	6,42	2,1807	10,1869	33,96	74 VANDENABEELLE, Mathieu
51	27	13,43	2,0104	9,3916	31,31	319 ROSSIGNOL, Bernard
52	11	8,21	1,3398	6,2589	20,86	169 VALLE, Thierry
53	25	23,44	1,0666	4,9823	16,61	296 MULLER, Jean-Paul
54	12	11,60	1,0345	4,8325	16,11	212 MORIN, Patrick
55	0	8,28	0,0000	0,0000	0,00	286 DU-BOISROUVRAY, Fabrice
56	0	5,83	0,0000	0,0000	0,00	120 WEBER, Didier

# PRODUCTION -- Overall Stage Results

## French Nationals

Printed juin 24, 2012 at 17:58



### Stage 11 -- High Speed

	PTS	TIME	HIT FACTOR	STAGE POINTS	STAGE PERCENT	COMPETITOR # Name
1	28	3,83	7,3107	30,0000	100,00	7 GRAUFFEL, Eric
2	30	4,41	6,8027	27,9155	93,05	11 QUERTINIER, Stephane
3	28	4,12	6,7961	27,8883	92,96	8 GUICHARD, Louis
4	30	4,63	6,4795	26,5890	88,63	3 CARRIE, Stéphane
5	28	4,39	6,3781	26,1731	87,24	27 VYSNY, Marian
6	30	4,73	6,3425	26,0269	86,76	14 DE-COBOS, Eduardo
7	26	4,10	6,3415	26,0226	86,74	19 HRNCIARIK, Andrej
8	30	4,78	6,2762	25,7546	85,85	15 GARCIA, Franck
9	28	4,51	6,2084	25,4767	84,92	26 SEBO, Robin
10	30	5,15	5,8252	23,9043	79,68	148 NASSO, Michel
11	28	4,84	5,7851	23,7397	79,13	38 SCHRANER, Remo
12	26	4,68	5,5556	22,7976	75,99	10 MELEY, Philippe
13	26	4,69	5,5437	22,7490	75,83	6 DE-CHESSÉ, Laurent
14	30	5,43	5,5249	22,6717	75,57	328 PEREZ-BAZ, Jose-Vicente
15	30	5,52	5,4348	22,3020	74,34	326 BUENAVENTURA, Darias-Medina
16	26	5,07	5,1282	21,0440	70,15	253 CASSIGNAC, Jean-Paul
17	26	5,08	5,1181	21,0025	70,01	312 PICHENOT, Christophe
18	28	5,73	4,8866	20,0524	66,84	147 LYGINOS, Kyriakos
19	26	5,36	4,8507	19,9054	66,35	131 GOUGIS, Christophe
20	30	6,19	4,8465	19,8881	66,29	139 BALLIERE, Guillaume
21	24	4,97	4,8290	19,8160	66,05	1 ALTUNA, Denis
22	24	5,21	4,6065	18,9032	63,01	327 IBANEZ-CHAROLA, Gorka
23	30	6,57	4,5662	18,7378	62,46	98 DABEK, Pierre-Emmanuel
24	28	6,14	4,5603	18,7134	62,38	258 MERCHICA, Philippe
25	26	5,72	4,5455	18,6526	62,18	4 CLIN, Robert
26	30	6,64	4,5181	18,5402	61,80	94 BURGADA, Laurent
27	30	6,66	4,5045	18,4846	61,62	310 RANGOLE, Herve
28	28	6,30	4,4444	18,2381	60,79	56 PLATEUS, Raymond
29	26	5,93	4,3845	17,9921	59,97	181 NOYRIGAT, Michel
30	24	5,55	4,3243	17,7452	59,15	2 BACULARD, Patrick
31	28	6,48	4,3210	17,7315	59,10	140 BEDROSSIAN, Marc
32	20	4,64	4,3103	17,6878	58,96	28 ZAPLETAL, Miroslav
33	26	6,05	4,2975	17,6352	58,78	263 VIAUD, Jean-Michel
34	28	6,52	4,2945	17,6227	58,74	179 NATALIZIO, Robert
35	30	7,01	4,2796	17,5616	58,54	247 SEGUIN, Gaetan
36	24	5,69	4,2179	17,3086	57,70	96 BUSSEY, Alain
37	28	6,64	4,2169	17,3042	57,68	89 SAUTEL, Philippe
38	26	6,23	4,1734	17,1257	57,09	317 DECARPIGNIES, Pascal
39	28	6,77	4,1359	16,9719	56,57	123 BIZET, Mathias
40	28	6,89	4,0639	16,6763	55,59	241 PICARD, Nicolas
41	30	7,47	4,0161	16,4802	54,93	141 BOUTIN, Hervé
42	30	7,56	3,9683	16,2840	54,28	311 TREUSSARD, Francois
43	28	7,08	3,9548	16,2288	54,10	160 HAUSER, Lionel
44	26	6,62	3,9275	16,1167	53,72	142 BRUTTO, Fabrice
45	26	6,64	3,9157	16,0682	53,56	42 VERITE, Isabelle
46	22	5,64	3,9007	16,0068	53,36	83 JAMAULT, Vincent

# PRODUCTION -- Overall Stage Results

## French Nationals

Printed juin 24, 2012 at 17:58



### Stage 11 -- High Speed

	PTS	TIME	HIT FACTOR	STAGE POINTS	STAGE PERCENT	COMPETITOR # Name
47	26	6,69	3,8864	15,9481	53,16	39 THOMPSON, David
48	30	7,74	3,8760	15,9053	53,02	90 VERGERA, José
49	28	7,29	3,8409	15,7613	52,54	75 ALEXANDRE, Jean-Marc
50	28	7,32	3,8251	15,6967	52,32	138 AIRIEAU, Matthieu
51	24	6,29	3,8156	15,6575	52,19	219 BERGAMASCO, Nicolas
52	26	6,82	3,8123	15,6441	52,15	44 BACQ, Philippe
53	15	3,94	3,8071	15,6227	52,08	5 DAGUENEL, Laëtitia
54	30	7,98	3,7594	15,4270	51,42	242 PLAIT, Antoine
55	26	6,95	3,7410	15,3515	51,17	63 GILANT, Christophe
56	24	6,42	3,7383	15,3405	51,13	145 ITCAL, Philippe
57	28	7,54	3,7135	15,2387	50,80	107 CARDOT, Thierry
58	20	5,46	3,6630	15,0314	50,10	200 LAMOUREUX, Nicolas
59	24	6,61	3,6309	14,8995	49,67	143 CLEMENT, Aurélie
60	26	7,18	3,6212	14,8597	49,53	33 LAMBRECHTS, Alain
61	28	7,80	3,5897	14,7308	49,10	122 WOHNER, Jean-Philippe
62	26	7,30	3,5616	14,6155	48,72	105 POLO, Bruno
63	28	7,96	3,5176	14,4347	48,12	279 BIANCHI, Olivier
64	26	7,40	3,5135	14,4180	48,06	153 UJEVIC, Christophe
65	24	6,94	3,4582	14,1910	47,30	46 BETTERMANN, Heribert
66	30	8,76	3,4247	14,0533	46,84	97 CLAIRE, Olivier
67	24	7,07	3,3946	13,9301	46,43	291 GIACOMETTI, Christian
68	24	7,16	3,3520	13,7550	45,85	314 GUILMART, Nicolas
69	22	6,62	3,3233	13,6372	45,46	134 LATREILLE, Philippe
70	24	7,32	3,2787	13,4543	44,85	185 TEISSIER, Philippe
71	30	9,18	3,2680	13,4104	44,70	189 BRUSON, Laurent
72	28	8,68	3,2258	13,2373	44,12	66 LACHIVER, Erwan
73	22	6,85	3,2117	13,1794	43,93	12 SAGON, Aurelien
74	26	8,11	3,2059	13,1557	43,85	190 CARBONELL, Jean-François
75	18	5,62	3,2028	13,1431	43,81	25 REICH, Rolf-Dieter
76	24	7,67	3,1291	12,8404	42,80	174 FARKAS, Jean
77	24	7,68	3,1250	12,8237	42,75	102 MEYER, Jonathan
78	22	7,08	3,1073	12,7512	42,50	77 BARBIER, Christophe
79	22	7,10	3,0986	12,7153	42,38	172 COUPE, Laurent
80	28	9,06	3,0905	12,6821	42,27	246 SCHMITT, David
81	30	9,80	3,0612	12,5620	41,87	331 NOZIERES, Sebastien
82	28	9,21	3,0402	12,4756	41,59	106 ROSSI, Benvenuto
83	26	8,59	3,0268	12,4206	41,40	118 SOURRY, Thierry
84	26	8,63	3,0127	12,3630	41,21	290 FREDEZ, Jean-Maurice
85	26	8,88	2,9279	12,0150	40,05	61 CROUZET, Stephane
86	24	8,21	2,9233	11,9958	39,99	289 FILLATRE, David
87	24	8,24	2,9126	11,9521	39,84	191 CHAUME, Thierry
88	26	8,93	2,9115	11,9477	39,83	303 LACAZE, Christophe
89	22	7,57	2,9062	11,9258	39,75	115 RORIVE, Jacky
90	22	7,57	2,9062	11,9258	39,75	215 PAYRAULT, Christian
91	24	8,49	2,8269	11,6002	38,67	315 POTHEE, Geoffroy
92	26	9,20	2,8261	11,5970	38,66	152 TOURNIER, Francois-Marie

# PRODUCTION -- Overall Stage Results

## French Nationals

Printed juin 24, 2012 at 17:58



### Stage 11 -- High Speed

	PTS	TIME	HIT FACTOR	STAGE POINTS	STAGE PERCENT	COMPETITOR # Name
93	30	10,63	2,8222	11,5811	38,60	192 CHAUVET, Jean-Marc
94	28	10,17	2,7532	11,2979	37,66	80 BOUMARD, Jacky
95	28	10,23	2,7370	11,2317	37,44	47 CHERNOGOROV, Alexander
96	26	9,62	2,7027	11,0907	36,97	86 MEUNIER, Pierre
97	28	10,49	2,6692	10,9533	36,51	292 GRAUFFEL, Gérard
98	22	8,26	2,6634	10,9296	36,43	76 AMARO, Dominique
99	26	9,81	2,6504	10,8759	36,25	297 NYCZ, Margaux
100	20	7,56	2,6455	10,8560	36,19	306 HAGE, Bruno
101	11	4,20	2,6190	10,7474	35,82	22 LIEHNE, Zdenek
102	20	7,64	2,6178	10,7423	35,81	112 MAION, Jacques
103	24	9,20	2,6087	10,7050	35,68	100 FRICOU, Eric-Olivier
104	26	10,04	2,5896	10,6268	35,42	69 PASERO, Damien
105	28	11,59	2,4159	9,9137	33,05	79 BOUCAUT, Jean-Louis
106	18	7,48	2,4064	9,8749	32,92	121 WELTER, Tony
107	20	8,61	2,3229	9,5321	31,77	34 MONTRUCCHIO, Davide
108	24	10,37	2,3144	9,4972	31,66	144 HUMILIER, Nicolas
109	26	11,46	2,2688	9,3100	31,03	243 RIOU, Sylvain
110	22	9,82	2,2403	9,1933	30,64	177 JOUANNE, Rene
111	18	8,47	2,1251	8,7207	29,07	231 LAUNAY, Virginie
112	28	13,25	2,1132	8,6717	28,91	87 PELLETIER, Guillaume
113	22	10,56	2,0833	8,5491	28,50	163 LAPP, Pascal
114	15	7,20	2,0833	8,5491	28,50	13 VEZIAT, Pierre
115	26	12,56	2,0701	8,4947	28,32	216 PLOQUIN, Jocelyne
116	22	10,93	2,0128	8,2597	27,53	78 BARILLEAU, Magalie
117	11	5,99	1,8364	7,5358	25,12	31 DONOT, Marc
118	28	15,72	1,7812	7,3092	24,36	95 BURGADA, Luc
119	13	7,45	1,7450	7,1606	23,87	226 DELDO, Nicolas
120	24	14,38	1,6690	6,8488	22,83	155 BOLOU, Christophe
121	13	8,08	1,6089	6,6023	22,01	53 LERETRIF, Nicolas
122	9	6,07	1,4827	6,0844	20,28	113 MOINE, Christian
123	9	6,38	1,4107	5,7887	19,30	51 KAHIL, Si-Mohamed
124	22	16,49	1,3341	5,4747	18,25	188 BEAUVILLIERS, Anne
125	26	20,77	1,2518	5,1369	17,12	84 MANT, Alexandra
126	11	8,95	1,2291	5,0435	16,81	313 SANCEAU, Thierry
127	30	25,94	1,1565	4,7458	15,82	203 ARTAL, Audrey
128	22	19,67	1,1185	4,5897	15,30	210 LESAINE, Claudine
129	5	5,45	0,9174	3,7647	12,55	132 GOUGIS, Rémi
130	15	17,07	0,8787	3,6060	12,02	116 RUFFIOT, Christian
131	9	15,99	0,5629	2,3097	7,70	82 DEITHRICH, Kurt
132	0	9,15	0,0000	0,0000	0,00	103 MONTURY, Robert
133	0	8,51	0,0000	0,0000	0,00	55 NEVEU, Gaylord
134	0	11,21	0,0000	0,0000	0,00	236 FRANCHESCHI, David
135	0	8,93	0,0000	0,0000	0,00	301 DELABRE, Philippe
136	0	0,00	0,0000	0,0000	0,00	302 FACON, Laurent
137	0	5,71	0,0000	0,0000	0,00	9 LAVERGNE, Mathieu

# CLASSIC -- Overall Stage Results

## French Nationals

Printed juin 24, 2012 at 17:58



### Stage 11 -- High Speed


	<b>PTS</b>	<b>TIME</b>	<b>HIT FACTOR</b>	<b>STAGE POINTS</b>	<b>STAGE PERCENT</b>	<b>COMPETITOR # Name</b>
1	27	4,98	5,4217	30,0000	100,00	171 CABELGUEN, Pierre
2	27	6,25	4,3200	23,9040	79,68	309 PERROT, Laurent
3	30	8,02	3,7406	20,6983	68,99	117 SANGUINETTI, Rodolphe
4	30	8,32	3,6058	19,9519	66,51	125 DAGUENEL, Didier
5	30	8,91	3,3670	18,6308	62,10	85 MANT, Patrick
6	24	7,89	3,0418	16,8314	56,10	318 GOUSSE, Jean-Rene
7	29	9,57	3,0303	16,7677	55,89	93 BUREL, François
8	20	10,44	1,9157	10,6003	35,33	68 MAILLOT, Julien
9	12	11,27	1,0648	5,8917	19,64	307 LICHTLE, Éric
10	0	7,28	0,0000	0,0000	0,00	30 DELLA-VALLE, Luigi



# REVOLVER (STANDARD) -- Overall Stage Results

## French Nationals

Printed juin 24, 2012 at 17:58



### Stage 11 -- High Speed

	<b>PTS</b>	<b>TIME</b>	<b>HIT FACTOR</b>	<b>STAGE POINTS</b>	<b>STAGE PERCENT</b>	<b>COMPETITOR # Name</b>
1	29	5,62	5,1601	30,0000	100,00	20 ITANI, MARWAN
2	28	8,00	3,5000	20,3483	67,83	235 DODANE, Erick
3	29	12,25	2,3673	13,7633	45,88	198 JOBARD, Philippe
4	28	12,97	2,1588	12,5510	41,84	165 LASSORT, Christophe
5	29	14,08	2,0597	11,9744	39,91	186 BAILLET, Jean-françois
6	29	14,81	1,9581	11,3842	37,95	248 SIMON, Bernard
7	27	17,22	1,5679	9,1157	30,39	178 LANET, Luc
8	15	10,18	1,4735	8,5665	28,55	294 BIZET, Sandrine
9	28	23,66	1,1834	6,8802	22,93	157 DESROCHES, Jocelyne
10	21	18,10	1,1602	6,7453	22,48	207 HOCQUET, SERGE

# OPEN -- Overall Stage Results

## French Nationals

Printed juin 24, 2012 at 17:58



### Stage 12 -- Find Them All

	PTS	TIME	HIT FACTOR	STAGE POINTS	STAGE PERCENT	COMPETITOR # Name
1	57	9,68	5,8884	60,0000	100,00	67 LOORE, Frederic
2	59	10,20	5,7843	58,9391	98,23	276 OBRIOT, Emile
3	54	10,15	5,3202	54,2100	90,35	271 HUTTNER, Eli
4	55	10,34	5,3191	54,1993	90,33	267 DA-COSTA, Patrice
5	58	11,43	5,0744	51,7051	86,18	277 OBRIOT, Thierry
6	58	11,81	4,9111	50,0414	83,40	54 MEIER, Dominic
7	59	12,16	4,8520	49,4391	82,40	225 DAZZI, Georges
8	59	12,42	4,7504	48,4041	80,67	239 MONTARGOT, Renaud
9	57	12,08	4,7185	48,0795	80,13	269 DEVILLE, Remy
10	45	9,77	4,6059	46,9321	78,22	21 KAMENICEK, Martin
11	58	12,72	4,5597	46,4614	77,44	270 GIBERT, Philippe
12	46	10,16	4,5276	46,1334	76,89	274 KIRSCH, Saul
13	55	12,17	4,5193	46,0494	76,75	332 DESAGNEAUX, Jean-Luc
14	54	12,23	4,4154	44,9903	74,98	101 GRASSO, Bruno
15	54	12,32	4,3831	44,6617	74,44	222 CECOT, Christian
16	55	12,77	4,3070	43,8857	73,14	57 RANDAXHE, Patrick
17	52	12,38	4,2003	42,7991	71,33	18 HOREJSI, Lenka
18	56	13,50	4,1481	42,2674	70,45	62 DAMIANO, Georges
19	56	13,62	4,1116	41,8950	69,83	48 CLAUSEN, Torsten
20	55	13,60	4,0441	41,2074	68,68	135 LOPEZ, Christophe
21	56	13,90	4,0288	41,0511	68,42	43 ZANARDI, Annamaria
22	55	13,73	4,0058	40,8173	68,03	220 BIZOUARN, Eric
23	53	13,39	3,9582	40,3318	67,22	49 DEFGNEE, Alphonse
24	56	14,22	3,9381	40,1273	66,88	50 GRANDGÉRARD, Hervé
25	57	14,83	3,8436	39,1639	65,27	37 PETTENATI, Simonetta
26	48	12,92	3,7152	37,8556	63,09	196 GATEAU, Thomas
27	53	14,27	3,7141	37,8446	63,07	128 FAMILIARI, Antonio
28	57	15,39	3,7037	37,7388	62,90	320 BOUCHOUCHA, Marc
29	57	15,50	3,6774	37,4710	62,45	285 DESAUGERE, Jean-François
30	55	15,15	3,6304	36,9915	61,65	187 BAILLET, Valentin
31	54	14,88	3,6290	36,9779	61,63	182 PENALVA-PASQUET, Pierre-Jean
32	57	15,98	3,5670	36,3454	60,58	218 ASTORG, Gérard
33	55	15,51	3,5461	36,1329	60,22	110 JOURDE, Philippe
34	49	13,82	3,5456	36,1277	60,21	266 CANETTA, Irene
35	55	15,64	3,5166	35,8326	59,72	209 LELEU, Christian
36	53	15,09	3,5123	35,7881	59,65	230 GROS, Thierry
37	57	16,68	3,4173	34,8201	58,03	223 CORNUT, Pierre
38	49	14,39	3,4051	34,6966	57,83	71 RENOUX, Gilles
39	52	15,32	3,3943	34,5857	57,64	184 TARRADE, Alain
40	59	17,82	3,3109	33,7362	56,23	295 LAUREMBOURLE, Jacques
41	44	13,34	3,2984	33,6085	56,01	133 HRELJA, Brice
42	58	17,84	3,2511	33,1272	55,21	170 BUFFARD, François
43	54	16,73	3,2277	32,8889	54,81	114 NOEL, Francis
44	58	18,08	3,2080	32,6875	54,48	137 MIGLIACCIO, Gilles
45	57	17,95	3,1755	32,3565	53,93	81 CABLE, Nathalie
46	57	17,97	3,1720	32,3205	53,87	245 RUSSI, Paul

# OPEN -- Overall Stage Results

## French Nationals

Printed juin 24, 2012 at 17:58



### Stage 12 -- Find Them All

	<b>PTS</b>	<b>TIME</b>	<b>HIT FACTOR</b>	<b>STAGE POINTS</b>	<b>STAGE PERCENT</b>	<b>COMPETITOR # Name</b>
47	48	15,43	3,1108	31,6977	52,83	41 TODARO, Giuseppe
48	56	18,51	3,0254	30,8271	51,38	130 GONZALEZ, Louis
49	42	13,90	3,0216	30,7883	51,31	321 HAZAN, Albert
50	59	19,55	3,0179	30,7508	51,25	288 MEUNIER, Gerard
51	47	15,73	2,9879	30,4453	50,74	322 RIGAUDY, Cédric
52	54	19,65	2,7481	28,0016	46,67	70 PITOT-AIMARETTI, Christophe
53	56	20,48	2,7344	27,8618	46,44	36 PATTIMUKAIJ, Nonna
54	50	18,78	2,6624	27,1285	45,21	127 DURIEZ, Jean-Paul
55	54	20,40	2,6471	26,9721	44,95	40 TISSINGH, Klaas
56	55	20,88	2,6341	26,8401	44,73	167 SALLET, Gauthier
57	42	16,46	2,5516	25,9999	43,33	104 OGANESSIAN, Sarkis
58	55	22,25	2,4719	25,1875	41,98	211 MARCE, Pierre
59	57	23,37	2,4390	24,8524	41,42	150 SALOMON, Jean-Francis
60	56	23,20	2,4138	24,5953	40,99	293 TACKENS, Philippe
61	41	17,97	2,2816	23,2481	38,75	233 MILLOT, Patrick
62	48	22,18	2,1641	22,0512	36,75	214 PANE, Bernard
63	58	27,97	2,0737	21,1294	35,22	244 RUSSI, Bernard
64	47	23,66	1,9865	20,2411	33,74	329 BALBO, René
65	57	29,21	1,9514	19,8836	33,14	208 LAGACHE, Pierre
66	35	18,32	1,9105	19,4668	32,44	126 DEVILLE, Jacques
67	40	21,56	1,8553	18,9044	31,51	304 PITOT-AIMARETTI, Robert
68	38	22,08	1,7210	17,5362	29,23	299 WOLAN, Joseph
69	52	30,50	1,7049	17,3722	28,95	240 NOWAK, Hubert
70	51	32,83	1,5535	15,8289	26,38	58 ULMANN, Josef
71	11	42,97	0,2560	2,6084	4,35	173 ETOURNEAU, Helene
72	0	31,04	0,0000	0,0000	0,00	129 GONZALEZ, Amédée
73	0	0,00	0,0000	0,0000	0,00	316 YING, Chittackak

# STANDARD -- Overall Stage Results

## French Nationals

Printed juin 24, 2012 at 17:58



### Stage 12 -- Find Them All

	PTS	TIME	HIT FACTOR	STAGE POINTS	STAGE PERCENT	COMPETITOR # Name
1	57	11,26	5,0622	60,0000	100,00	273 JENSEN, Ralf
2	54	10,83	4,9861	59,0990	98,50	272 JAIME, Juan-Carlos
3	52	11,17	4,6553	55,1779	91,96	275 MIDGLEY, Gregory
4	47	10,22	4,5988	54,5082	90,85	260 POIRET, Jerome
5	56	12,95	4,3243	51,2546	85,42	256 LACROIX, Christian
6	58	13,45	4,3123	51,1117	85,19	278 PESCE, Fabricio
7	53	13,61	3,8942	46,1565	76,93	255 GUILLAUME, Bertrand
8	58	15,06	3,8513	45,6476	76,08	257 MARTIN-PRIVAT, Pierre
9	56	14,67	3,8173	45,2452	75,41	251 BOIT, Julien
10	48	12,64	3,7975	45,0100	75,02	111 LAPEYRE, Franck
11	53	14,11	3,7562	44,5209	74,20	59 CABLE, Xavier
12	56	15,26	3,6697	43,4959	72,49	149 PODLESKA, R
13	55	15,02	3,6618	43,4018	72,34	60 COLOMBINI, Jean-Pierre
14	52	14,37	3,6186	42,8905	71,48	262 PRIEUR, Grégory
15	57	15,81	3,6053	42,7324	71,22	298 RACLOT, Gérard
16	53	14,73	3,5981	42,6469	71,08	254 GERARD, Joel
17	54	15,14	3,5667	42,2749	70,46	227 DESTREBECQ, Marian
18	53	14,86	3,5666	42,2739	70,46	204 CARTOUX, David
19	56	16,50	3,3939	40,2271	67,05	280 DUMONT, José
20	46	13,63	3,3749	40,0015	66,67	224 DA-ROS, Philippe
21	55	16,90	3,2544	38,5737	64,29	261 POLF, Romain
22	55	17,20	3,1977	37,9009	63,17	250 BEAUNIER, Francois
23	51	16,25	3,1385	37,1990	62,00	228 FONDER, Anne Valérie
24	52	16,87	3,0824	36,5345	60,89	73 VANDENABEELLE, Christian
25	58	18,97	3,0575	36,2389	60,40	91 BERNE, Yannick
26	35	11,80	2,9661	35,1561	58,59	323 TESTA, Eddy
27	50	17,47	2,8620	33,9228	56,54	252 CARRIER, Philippe
28	38	14,59	2,6045	30,8705	51,45	64 GOIBEAULT, Pascal
29	43	16,77	2,5641	30,3914	50,65	120 WEBER, Didier
30	51	19,96	2,5551	30,2848	50,47	109 EVESQUE, Michel
31	51	20,00	2,5500	30,2242	50,37	212 MORIN, Patrick
32	43	17,37	2,4755	29,3416	48,90	35 ORLANDINI, Alberto
33	38	15,52	2,4485	29,0206	48,37	264 VIAUD, Julien
34	47	19,61	2,3967	28,4076	47,35	205 CLOT, Jean-Marc
35	53	22,27	2,3799	28,2079	47,01	308 MANSCHING, Michel
36	35	15,74	2,2236	26,3559	43,93	74 VANDENABEELLE, Mathieu
37	42	18,89	2,2234	26,3531	43,92	195 GATEAU, Philippe
38	45	20,67	2,1771	25,8040	43,01	166 PEROT, Gérard
39	50	23,48	2,1295	25,2398	42,07	159 FELT, Olivier
40	49	23,87	2,0528	24,3309	40,55	330 GOY, Philippe
41	55	27,33	2,0124	23,8527	39,75	319 ROSSIGNOL, Bernard
42	36	17,94	2,0067	23,7845	39,64	180 NATALIZIO, Silvain
43	44	22,13	1,9883	23,5660	39,28	221 BIZOUARN, Mireille
44	54	28,34	1,9054	22,5844	37,64	92 BRIDE, Martial
45	41	21,69	1,8903	22,4047	37,34	154 ANGLADE, Jean-Paul
46	57	30,97	1,8405	21,8147	36,36	300 COLLARD, Andre

# STANDARD -- Overall Stage Results

## French Nationals

Printed juin 24, 2012 at 17:58



### Stage 12 -- Find Them All

	<b>PTS</b>	<b>TIME</b>	<b>HIT FACTOR</b>	<b>STAGE POINTS</b>	<b>STAGE PERCENT</b>	<b>COMPETITOR # Name</b>
47	57	31,08	1,8340	21,7375	36,23	124 CAUDAL, Loic
48	25	13,72	1,8222	21,5974	36,00	162 HOUPERT, Emmanuel
49	44	25,49	1,7262	20,4596	34,10	88 PERROT, Manuela
50	56	34,15	1,6398	19,4362	32,39	158 FELT, Baptiste
51	37	23,58	1,5691	18,5983	31,00	238 MACHET, Christophe
52	39	25,35	1,5385	18,2348	30,39	213 MOURGUES, Jacques
53	41	29,90	1,3712	16,2528	27,09	169 VALLE, Thierry
54	26	29,47	0,8823	10,4570	17,43	296 MULLER, Jean-Paul
55	16	30,91	0,5176	6,1353	10,23	286 DU-BOISROUVRAY, Fabrice
56	0	22,39	0,0000	0,0000	0,00	119 TRUONG-VINH-TONG, Andre

# PRODUCTION -- Overall Stage Results

## French Nationals

Printed juin 24, 2012 at 17:58



### Stage 12 -- Find Them All

	PTS	TIME	HIT FACTOR	STAGE POINTS	STAGE PERCENT	COMPETITOR # Name
1	60	11,73	5,1151	60,0000	100,00	19 HRNCIARIK, Andrej
2	60	11,80	5,0847	59,6441	99,41	8 GUICHARD, Louis
3	56	11,02	5,0817	59,6080	99,35	26 SEBO, Robin
4	58	11,60	5,0000	58,6500	97,75	22 LIEHNE, Zdenek
5	50	10,00	5,0000	58,6500	97,75	14 DE-COBOS, Eduardo
6	56	11,24	4,9822	58,4413	97,40	312 PICHENOT, Christophe
7	56	12,00	4,6667	54,7400	91,23	38 SCHRANER, Remo
8	54	11,65	4,6352	54,3708	90,62	13 VEZIAT, Pierre
9	50	10,80	4,6296	54,3056	90,51	7 GRAUFFEL, Eric
10	56	12,42	4,5089	52,8889	88,15	326 BUENAVENTURA, Darias-Medina
11	50	11,28	4,4326	51,9947	86,66	328 PEREZ-BAZ, Jose-Vicente
12	50	11,36	4,4014	51,6285	86,05	27 VYSNY, Marian
13	50	11,61	4,3066	50,5168	84,19	15 GARCIA, Franck
14	54	12,73	4,2419	49,7581	82,93	11 QUERTINIER, Stephane
15	58	13,70	4,2336	49,6599	82,77	327 IBANEZ-CHAROLA, Gorka
16	48	12,17	3,9441	46,2646	77,11	3 CARRIE, Stéphane
17	41	10,51	3,9010	45,7593	76,27	9 LAVERGNE, Mathieu
18	44	11,37	3,8698	45,3931	75,66	28 ZAPLETAL, Miroslav
19	56	14,59	3,8382	45,0226	75,04	4 CLIN, Robert
20	52	13,81	3,7654	44,1680	73,61	253 CASSIGNAC, Jean-Paul
21	43	11,54	3,7262	43,7080	72,85	6 DE-CHESSÉ, Laurent
22	56	15,61	3,5874	42,0807	70,13	12 SAGON, Aurelien
23	56	16,02	3,4956	41,0037	68,34	53 LERETRIF, Nicolas
24	52	15,22	3,4166	40,0762	66,79	94 BURGADA, Laurent
25	56	16,40	3,4146	40,0537	66,76	46 BETTERMANN, Heribert
26	60	17,69	3,3917	39,7852	66,31	31 DONOT, Marc
27	54	16,04	3,3666	39,4900	65,82	44 BACQ, Philippe
28	52	15,62	3,3291	39,0499	65,08	131 GOUGIS, Christophe
29	48	14,68	3,2698	38,3542	63,92	97 CLAIRE, Olivier
30	46	14,08	3,2670	38,3224	63,87	5 DAGUENEL, Laëtitia
31	54	16,62	3,2491	38,1119	63,52	79 BOUCAUT, Jean-Louis
32	50	15,52	3,2216	37,7899	62,98	83 JAMAULT, Vincent
33	48	15,07	3,1851	37,3616	62,27	301 DELABRE, Philippe
34	40	12,70	3,1496	36,9449	61,57	1 ALTUNA, Denis
35	52	16,70	3,1138	36,5246	60,87	34 MONTRUCCHIO, Davide
36	39	12,66	3,0806	36,1351	60,23	10 MELEY, Philippe
37	54	17,78	3,0371	35,6254	59,38	84 MANT, Alexandra
38	56	18,74	2,9883	35,0523	58,42	258 MERCHICA, Philippe
39	42	14,08	2,9830	34,9901	58,32	142 BRUTTO, Fabrice
40	46	15,47	2,9735	34,8791	58,13	107 CARDOT, Thierry
41	54	18,31	2,9492	34,5942	57,66	76 AMARO, Dominique
42	46	15,70	2,9299	34,3682	57,28	263 VIAUD, Jean-Michel
43	54	18,45	2,9268	34,3317	57,22	160 HAUSER, Lionel
44	54	18,49	2,9205	34,2574	57,10	61 CROUZET, Stephane
45	42	14,55	2,8866	33,8598	56,43	246 SCHMITT, David
46	48	16,68	2,8777	33,7554	56,26	96 BUSSER, Alain

# PRODUCTION -- Overall Stage Results

## French Nationals

Printed juin 24, 2012 at 17:58



### Stage 12 -- Find Them All

	PTS	TIME	HIT FACTOR	STAGE POINTS	STAGE PERCENT	COMPETITOR # Name
47	52	18,18	2,8603	33,5512	55,92	147 LYGINOS, Kyriakos
48	44	16,03	2,7449	32,1971	53,66	56 PLATEUS, Raymond
49	36	13,33	2,7007	31,6789	52,80	82 DEITHRICH, Kurt
50	50	18,57	2,6925	31,5832	52,64	317 DECARPIGNIES, Pascal
51	56	20,82	2,6897	31,5504	52,58	247 SEGUIN, Gaetan
52	56	20,95	2,6730	31,3547	52,26	138 AIRIEAU, Matthieu
53	54	20,65	2,6150	30,6741	51,12	174 FARKAS, Jean
54	58	22,31	2,5997	30,4948	50,82	314 GUILMART, Nicolas
55	48	18,47	2,5988	30,4840	50,81	179 NATALIZIO, Robert
56	54	20,83	2,5924	30,4090	50,68	25 REICH, Rolf-Dieter
57	50	19,31	2,5893	30,3729	50,62	39 THOMPSON, David
58	50	20,08	2,4900	29,2082	48,68	122 WOHNER, Jean-Philippe
59	54	21,82	2,4748	29,0293	48,38	185 TEISSIER, Philippe
60	37	15,13	2,4455	28,6854	47,81	139 BALLIERE, Guillaume
61	50	20,91	2,3912	28,0488	46,75	215 PAYRAULT, Christian
62	50	21,01	2,3798	27,9153	46,53	141 BOUTIN, Hervé
63	52	21,87	2,3777	27,8903	46,48	191 CHAUME, Thierry
64	30	12,64	2,3734	27,8402	46,40	2 BACULARD, Patrick
65	39	16,44	2,3723	27,8266	46,38	77 BARBIER, Christophe
66	44	18,74	2,3479	27,5411	45,90	63 GILANT, Christophe
67	50	22,03	2,2696	26,6228	44,37	190 CARBONELL, Jean-François
68	48	21,19	2,2652	26,5710	44,29	331 NOZIERES, Sebastien
69	54	23,85	2,2642	26,5585	44,26	98 DABEK, Pierre-Emmanuel
70	48	21,38	2,2451	26,3349	43,89	311 TREUSSARD, Francois
71	48	21,81	2,2008	25,8157	43,03	291 GIACOMETTI, Christian
72	46	21,09	2,1811	25,5846	42,64	313 SANCEAU, Thierry
73	44	20,25	2,1728	25,4874	42,48	87 PELLETIER, Guillaume
74	54	25,17	2,1454	25,1657	41,94	106 ROSSI, Benvenuto
75	56	26,20	2,1374	25,0718	41,79	302 FACON, Laurent
76	50	23,50	2,1277	24,9574	41,60	118 SOURRY, Thierry
77	50	23,89	2,0929	24,5500	40,92	297 NYCZ, Margaux
78	46	22,08	2,0833	24,4375	40,73	192 CHAUVET, Jean-Marc
79	44	21,42	2,0542	24,0952	40,16	116 RUFFIOT, Christian
80	31	15,42	2,0104	23,5817	39,30	200 LAMOUREUX, Nicolas
81	46	23,02	1,9983	23,4396	39,07	95 BURGADA, Luc
82	54	27,12	1,9912	23,3562	38,93	155 BOLOU, Christophe
83	48	24,23	1,9810	23,2373	38,73	290 FREDEZ, Jean-Maurice
84	48	24,44	1,9640	23,0376	38,40	105 POLO, Bruno
85	54	27,84	1,9397	22,7522	37,92	42 VERITE, Isabelle
86	40	20,95	1,9093	22,3962	37,33	102 MEYER, Jonathan
87	52	27,75	1,8739	21,9805	36,63	47 CHERNOGOROV, Alexander
88	43	23,18	1,8550	21,7597	36,27	75 ALEXANDRE, Jean-Marc
89	46	25,07	1,8349	21,5229	35,87	163 LAPP, Pascal
90	52	28,46	1,8271	21,4322	35,72	315 POTHEE, Geoffroy
91	29	16,02	1,8102	21,2341	35,39	219 BERGAMASCO, Nicolas
92	50	28,01	1,7851	20,9390	34,90	243 RIOU, Sylvain

# PRODUCTION -- Overall Stage Results

## French Nationals

Printed juin 24, 2012 at 17:58



### Stage 12 -- Find Them All

	PTS	TIME	HIT FACTOR	STAGE POINTS	STAGE PERCENT	COMPETITOR # Name
93	31	17,61	1,7604	20,6491	34,42	241 PICARD, Nicolas
94	33	18,82	1,7535	20,5680	34,28	140 BEDROSSIAN, Marc
95	54	31,16	1,7330	20,3280	33,88	303 LACAZE, Christophe
96	36	21,05	1,7102	20,0608	33,43	66 LACHIVER, Erwan
97	50	29,38	1,7018	19,9626	33,27	236 FRANCHESCHI, David
98	46	27,18	1,6924	19,8521	33,09	289 FILLATRE, David
99	50	29,91	1,6717	19,6088	32,68	188 BEAUVILLIERS, Anne
100	44	27,25	1,6147	18,9402	31,57	145 ITCAL, Philippe
101	38	23,54	1,6143	18,9354	31,56	80 BOUMARD, Jacky
102	42	26,04	1,6129	18,9194	31,53	306 HAGE, Bruno
103	46	28,85	1,5945	18,7029	31,17	78 BARILLEAU, Magalie
104	32	20,17	1,5865	18,6098	31,02	189 BRUSON, Laurent
105	42	26,54	1,5825	18,5629	30,94	310 RANGOLE, Herve
106	33	21,65	1,5242	17,8794	29,80	143 CLEMENT, Aurélie
107	36	25,33	1,4212	16,6711	27,79	181 NOYRIGAT, Michel
108	41	29,03	1,4123	16,5667	27,61	279 BIANCHI, Olivier
109	35	25,13	1,3928	16,3370	27,23	86 MEUNIER, Pierre
110	30	23,13	1,2970	15,2140	25,36	90 VERGERA, José
111	29	22,72	1,2764	14,9723	24,95	231 LAUNAY, Virginie
112	23	18,22	1,2623	14,8074	24,68	51 KAHIL, Si-Mohamed
113	31	24,71	1,2546	14,7159	24,53	242 PLAIT, Antoine
114	21	17,09	1,2288	14,4137	24,02	132 GOUGIS, Rémi
115	20	16,72	1,1962	14,0311	23,39	153 UJEVIC, Christophe
116	46	38,82	1,1850	13,8995	23,17	100 FRICOU, Eric-Olivier
117	16	13,94	1,1478	13,4634	22,44	148 NASSO, Michel
118	29	26,47	1,0956	12,8512	21,42	177 JOUANNE, Rene
119	19	17,39	1,0926	12,8160	21,36	172 COUPE, Laurent
120	22	20,62	1,0669	12,5150	20,86	134 LATREILLE, Philippe
121	29	28,40	1,0211	11,9778	19,96	203 ARTAL, Audrey
122	34	36,64	0,9279	10,8848	18,14	216 PLOQUIN, Jocelyne
123	29	32,22	0,9001	10,5577	17,60	55 NEVEU, Gaylord
124	27	31,11	0,8679	10,1803	16,97	69 PASERO, Damien
125	13	15,06	0,8632	10,1255	16,88	33 LAMBRECHTS, Alain
126	16	19,03	0,8408	9,8623	16,44	121 WELTER, Tony
127	20	25,26	0,7918	9,2874	15,48	89 SAUTEL, Philippe
128	16	24,89	0,6428	7,5404	12,57	292 GRAUFFEL, Gérard
129	12	20,06	0,5982	7,0169	11,69	152 TOURNIER, Francois-Marie
130	12	21,08	0,5693	6,6774	11,13	113 MOINE, Christian
131	14	25,85	0,5416	6,3528	10,59	103 MONTURY, Robert
132	12	32,40	0,3704	4,3444	7,24	115 RORIVE, Jacky
133	14	39,30	0,3562	4,1786	6,96	210 LESAINE, Claudine
134	6	23,33	0,2572	3,0167	5,03	123 BIZET, Mathias
135	4	25,82	0,1549	1,8172	3,03	112 MAION, Jacques
136	0	26,63	0,0000	0,0000	0,00	144 HUMILIER, Nicolas
137	0	17,39	0,0000	0,0000	0,00	226 DELDO, Nicolas



# CLASSIC -- Overall Stage Results

## French Nationals

Printed juin 24, 2012 at 17:58



### Stage 12 -- Find Them All

	<b>PTS</b>	<b>TIME</b>	<b>HIT FACTOR</b>	<b>STAGE POINTS</b>	<b>STAGE PERCENT</b>	<b>COMPETITOR # Name</b>
1	50	19,02	2,6288	60,0000	100,00	309 PERROT, Laurent
2	57	22,23	2,5641	58,5231	97,54	307 LICHTLE, Éric
3	56	22,23	2,5191	57,4964	95,83	117 SANGUINETTI, Rodolphe
4	55	22,76	2,4165	55,1547	91,92	125 DAGUENEL, Didier
5	41	18,67	2,1960	50,1223	83,54	85 MANT, Patrick
6	44	23,67	1,8589	42,4274	70,71	93 BUREL, François
7	46	26,86	1,7126	39,0880	65,15	171 CABELGUEN, Pierre
8	29	23,24	1,2478	28,4809	47,47	68 MAILLOT, Julien
9	38	31,71	1,1984	27,3514	45,59	318 GOUSSE, Jean-Rene
10	13	20,29	0,6407	14,6236	24,37	30 DELLA-VALLE, Luigi

# REVOLVER (STANDARD) -- Overall Stage Results

## French Nationals

Printed juin 24, 2012 at 17:58



### Stage 12 -- Find Them All

	<b>PTS</b>	<b>TIME</b>	<b>HIT FACTOR</b>	<b>STAGE POINTS</b>	<b>STAGE PERCENT</b>	<b>COMPETITOR # Name</b>
1	54	18,04	2,9933	60,0000	100,00	20 ITANI, MARWAN
2	57	26,84	2,1237	42,5683	70,95	198 JOBARD, Philippe
3	50	23,61	2,1177	42,4491	70,75	186 BAILLET, Jean-françois
4	52	25,85	2,0116	40,3215	67,20	165 LASSORT, Christophe
5	58	29,58	1,9608	39,3028	65,50	248 SIMON, Bernard
6	52	29,54	1,7603	35,2847	58,81	207 HOCQUET, SERGE
7	56	34,99	1,6005	32,0803	53,47	294 BIZET, Sandrine
8	39	26,58	1,4673	29,4106	49,02	178 LANET, Luc
9	52	36,74	1,4154	28,3699	47,28	157 DESROCHES, Jocelyne
10	25	20,26	1,2340	24,7340	41,22	235 DODANE, Erick

# OPEN -- Overall Stage Results

## French Nationals

Printed juin 24, 2012 at 17:58



### Stage 13 -- Around the House

	PTS	TIME	HIT FACTOR	STAGE POINTS	STAGE PERCENT	COMPETITOR # Name
1	110	11,06	9,9458	115,0000	100,00	276 OBRIOT, Emile
2	111	11,88	9,3434	108,0356	93,94	274 KIRSCH, Saul
3	107	12,64	8,4652	97,8807	85,11	70 PITOT-AIMARETTI, Christophe
4	107	13,29	8,0512	93,0934	80,95	269 DEVILLE, Remy
5	110	13,95	7,8853	91,1756	79,28	21 KAMENICEK, Martin
6	97	12,33	7,8670	90,9639	79,10	67 LOORE, Frederic
7	112	14,33	7,8158	90,3716	78,58	271 HUTTNER, Eli
8	112	14,60	7,6712	88,7004	77,13	18 HOREJSI, Lenka
9	111	14,78	7,5101	86,8378	75,51	41 TODARO, Giuseppe
10	98	13,38	7,3244	84,6896	73,64	54 MEIER, Dominic
11	107	15,02	7,1238	82,3710	71,63	277 OBRIOT, Thierry
12	108	15,36	7,0313	81,3004	70,70	322 RIGAUDY, Cédric
13	113	16,12	7,0099	81,0539	70,48	48 CLAUSEN, Torsten
14	108	15,88	6,8010	78,6382	68,38	239 MONTARGOT, Renaud
15	98	14,49	6,7633	78,2020	68,00	270 GIBERT, Philippe
16	114	17,08	6,6745	77,1751	67,11	266 CANETTA, Irene
17	114	17,23	6,6164	76,5033	66,52	220 BIZOUARN, Eric
18	112	17,42	6,4294	74,3413	64,64	104 OGANESSIAN, Sarkis
19	107	16,73	6,3957	73,9517	64,31	267 DA-COSTA, Patrice
20	111	17,55	6,3248	73,1318	63,59	225 DAZZI, Georges
21	95	15,26	6,2254	71,9829	62,59	332 DESAGNEAUX, Jean-Luc
22	110	17,88	6,1521	71,1353	61,86	71 RENOUX, Gilles
23	113	18,37	6,1513	71,1262	61,85	187 BAILLET, Valentin
24	97	15,95	6,0815	70,3188	61,15	135 LOPEZ, Christophe
25	112	18,57	6,0312	69,7375	60,64	62 DAMIANO, Georges
26	109	18,11	6,0188	69,5934	60,52	222 CECOT, Christian
27	103	17,20	5,9884	69,2419	60,21	101 GRASSO, Bruno
28	113	18,96	5,9599	68,9129	59,92	43 ZANARDI, Annamaria
29	104	17,61	5,9057	68,2864	59,38	223 CORNUT, Pierre
30	115	19,73	5,8287	67,3955	58,60	126 DEVILLE, Jacques
31	110	19,16	5,7411	66,3831	57,72	49 DEFGNEE, Alphonse
32	112	19,60	5,7143	66,0727	57,45	209 LELEU, Christian
33	113	19,81	5,7042	65,9560	57,35	182 PENALVA-PASQUET, Pierre-Jean
34	112	20,01	5,5972	64,7189	56,28	133 HRELJA, Brice
35	114	20,38	5,5937	64,6786	56,24	230 GROS, Thierry
36	100	18,07	5,5340	63,9885	55,64	320 BOUCHOUCHA, Marc
37	112	20,67	5,4185	62,6524	54,48	50 GRANDGÉRARD, Hervé
38	111	20,76	5,3468	61,8238	53,76	167 SALLET, Gauthier
39	112	20,99	5,3359	61,6973	53,65	285 DESAUGERE, Jean-François
40	94	17,93	5,2426	60,6189	52,71	184 TARRADE, Alain
41	109	20,93	5,2078	60,2168	52,36	288 MEUNIER, Gerard
42	114	21,91	5,2031	60,1621	52,31	137 MIGLIACCIO, Gilles
43	109	21,68	5,0277	58,1336	50,55	329 BALBO, René
44	109	22,01	4,9523	57,2620	49,79	127 DURIEZ, Jean-Paul
45	109	22,36	4,8748	56,3657	49,01	57 RANDAXHE, Patrick
46	114	23,85	4,7799	55,2684	48,06	37 PETTENATI, Simonetta

# OPEN -- Overall Stage Results

## French Nationals

Printed juin 24, 2012 at 17:58



### Stage 13 -- Around the House

	<b>PTS</b>	<b>TIME</b>	<b>HIT FACTOR</b>	<b>STAGE POINTS</b>	<b>STAGE PERCENT</b>	<b>COMPETITOR # Name</b>
47	113	23,93	4,7221	54,6004	47,48	110 JOURDE, Philippe
48	111	23,61	4,7014	54,3610	47,27	150 SALOMON, Jean-Francis
49	108	22,99	4,6977	54,3182	47,23	81 CABLE, Nathalie
50	114	24,97	4,5655	52,7894	45,90	293 TACKENS, Philippe
51	104	23,25	4,4731	51,7215	44,98	196 GATEAU, Thomas
52	93	20,83	4,4647	51,6243	44,89	321 HAZAN, Albert
53	94	21,48	4,3762	50,6004	44,00	218 ASTORG, Gérard
54	114	26,48	4,3051	49,7791	43,29	114 NOEL, Francis
55	109	25,36	4,2981	49,6978	43,22	245 RUSSI, Paul
56	114	27,01	4,2207	48,8023	42,44	299 WOLAN, Joseph
57	96	23,40	4,1026	47,4368	41,25	214 PANE, Bernard
58	102	25,43	4,0110	46,3782	40,33	208 LAGACHE, Pierre
59	109	27,57	3,9536	45,7141	39,75	58 ULMANN, Josef
60	111	28,82	3,8515	44,5338	38,73	304 PITOT-AIMARETTI, Robert
61	105	28,94	3,6282	41,9518	36,48	211 MARCE, Pierre
62	71	19,91	3,5660	41,2332	35,85	128 FAMILIARI, Antonio
63	112	31,53	3,5522	41,0728	35,72	244 RUSSI, Bernard
64	113	33,83	3,3402	38,6222	33,58	170 BUFFARD, François
65	94	30,35	3,0972	35,8121	31,14	130 GONZALEZ, Louis
66	88	28,54	3,0834	35,6524	31,00	240 NOWAK, Hubert
67	95	30,98	3,0665	35,4570	30,83	233 MILLOT, Patrick
68	112	36,62	3,0584	35,3639	30,75	295 LAUREMBOURLE, Jacques
69	75	26,14	2,8692	33,1754	28,85	36 PATTIMUKAIJ, Nonna
70	58	21,51	2,6964	31,1780	27,11	40 TISSINGH, Klaas
71	111	47,07	2,3582	27,2671	23,71	129 GONZALEZ, Amédée
72	111	66,19	1,6770	19,3906	16,86	173 ETOURNEAU, Helene
73	0	0,00	0,0000	0,0000	0,00	316 YING, Chittackak

# STANDARD -- Overall Stage Results

## French Nationals

Printed juin 24, 2012 at 17:58




### Stage 13 -- Around the House

	PTS	TIME	HIT FACTOR	STAGE POINTS	STAGE PERCENT	COMPETITOR # Name
1	111	13,07	8,4927	115,0000	100,00	272 JAIME, Juan-Carlos
2	113	14,98	7,5434	102,1450	88,82	273 JENSEN, Ralf
3	111	14,72	7,5408	102,1094	88,79	149 PODLESKA, R
4	110	15,26	7,2084	97,6087	84,88	251 BOIT, Julien
5	106	14,75	7,1864	97,3115	84,62	275 MIDGLEY, Gregory
6	105	16,07	6,5339	88,4757	76,94	255 GUILLAUME, Bertrand
7	110	16,90	6,5089	88,1366	76,64	278 PESCE, Fabricio
8	111	17,09	6,4950	87,9491	76,48	256 LACROIX, Christian
9	107	16,49	6,4888	87,8645	76,40	254 GERARD, Joel
10	111	17,49	6,3465	85,9377	74,73	264 VIAUD, Julien
11	110	17,68	6,2217	84,2483	73,26	224 DA-ROS, Philippe
12	106	17,14	6,1844	83,7424	72,82	260 POIRET, Jerome
13	114	18,52	6,1555	83,3517	72,48	250 BEAUNIER, Francois
14	112	18,23	6,1437	83,1920	72,34	74 VANDENABEELLE, Mathieu
15	110	17,96	6,1247	82,9348	72,12	323 TESTA, Eddy
16	104	18,05	5,7618	78,0201	67,84	262 PRIEUR, Grégory
17	111	19,48	5,6982	77,1586	67,09	280 DUMONT, José
18	113	19,95	5,6642	76,6983	66,69	91 BERNE, Yannick
19	107	20,22	5,2918	71,6561	62,31	111 LAPEYRE, Franck
20	91	18,00	5,0556	68,4572	59,53	298 RACLOT, Gérard
21	114	22,63	5,0376	68,2136	59,32	159 FELT, Olivier
22	92	18,39	5,0027	67,7418	58,91	261 POLF, Romain
23	105	21,28	4,9342	66,8141	58,10	60 COLOMBINI, Jean-Pierre
24	108	21,97	4,9158	66,5647	57,88	252 CARRIER, Philippe
25	108	22,10	4,8869	66,1732	57,54	257 MARTIN-PRIVAT, Pierre
26	98	20,20	4,8515	65,6939	57,13	204 CARTOUX, David
27	103	22,01	4,6797	63,3677	55,10	227 DESTREBECQ, Marian
28	112	24,08	4,6512	62,9813	54,77	73 VANDENABEELLE, Christian
29	112	25,18	4,4480	60,2300	52,37	330 GOY, Philippe
30	100	22,77	4,3917	59,4686	51,71	158 FELT, Baptiste
31	112	25,55	4,3836	59,3578	51,62	300 COLLARD, Andre
32	113	26,03	4,3411	58,7834	51,12	119 TRUONG-VINH-TONG, Andre
33	83	19,50	4,2564	57,6360	50,12	205 CLOT, Jean-Marc
34	90	21,21	4,2433	57,4582	49,96	162 HOUPERT, Emmanuel
35	86	21,01	4,0933	55,4272	48,20	59 CABLE, Xavier
36	113	27,90	4,0502	54,8434	47,69	195 GATEAU, Philippe
37	112	28,12	3,9829	53,9328	46,90	180 NATALIZIO, Silvain
38	104	26,84	3,8748	52,4688	45,63	120 WEBER, Didier
39	86	22,43	3,8342	51,9182	45,15	221 BIZOUARN, Mireille
40	99	27,20	3,6397	49,2852	42,86	308 MANSCHING, Michel
41	111	31,16	3,5623	48,2365	41,94	166 PEROT, Gérard
42	104	29,38	3,5398	47,9327	41,68	212 MORIN, Patrick
43	108	30,88	3,4974	47,3584	41,18	286 DU-BOISROUVRAY, Fabrice
44	69	19,77	3,4901	47,2599	41,10	109 EVESQUE, Michel
45	80	23,55	3,3970	45,9991	40,00	64 GOIBEAULT, Pascal
46	111	32,73	3,3914	45,9227	39,93	238 MACHET, Christophe

# STANDARD -- Overall Stage Results

## French Nationals

Printed juin 24, 2012 at 17:58



### Stage 13 -- Around the House

PTS	TIME	HIT FACTOR	STAGE POINTS	STAGE PERCENT	COMPETITOR # Name
47	103	31,37	3,2834	44,4604	38,66 88 PERROT, Manuela
48	105	32,83	3,1983	43,3081	37,66 296 MULLER, Jean-Paul
49	87	27,34	3,1822	43,0895	37,47 228 FONDER, Anne Valérie
50	82	27,93	2,9359	39,7551	34,57 35 ORLANDINI, Alberto
51	113	39,82	2,8378	38,4262	33,41 169 VALLE, Thierry
52	78	32,38	2,4089	32,6188	28,36 154 ANGLADE, Jean-Paul
53	109	48,18	2,2623	30,6345	26,64 92 BRIDE, Martial
54	51	23,01	2,2164	30,0126	26,10 213 MOURGUES, Jacques
55	49	38,19	1,2831	17,3739	15,11 124 CAUDAL, Loic
56	33	33,31	0,9907	13,4150	11,67 319 ROSSIGNOL, Bernard

# PRODUCTION -- Overall Stage Results

## French Nationals

Printed juin 24, 2012 at 17:58



### Stage 13 -- Around the House

	PTS	TIME	HIT FACTOR	STAGE POINTS	STAGE PERCENT	COMPETITOR # Name
1	113	12,54	9,0112	115,0000	100,00	7 GRAUFFEL, Eric
2	111	13,99	7,9342	101,2563	88,05	26 SEBO, Robin
3	107	13,91	7,6923	98,1688	85,36	8 GUICHARD, Louis
4	109	14,66	7,4352	94,8876	82,51	22 LIEHNE, Zdenek
5	105	14,45	7,2664	92,7339	80,64	11 QUERTINIER, Stephane
6	113	15,76	7,1701	91,5038	79,57	38 SCHRANER, Remo
7	105	14,85	7,0707	90,2360	78,47	6 DE-CHESSÉ, Laurent
8	113	16,12	7,0099	89,4603	77,79	327 IBANEZ-CHAROLA, Gorka
9	103	15,21	6,7719	86,4221	75,15	9 LAVERGNE, Mathieu
10	101	14,93	6,7649	86,3333	75,07	27 VYSNY, Marian
11	103	15,36	6,7057	85,5782	74,42	3 CARRIE, Stéphane
12	109	16,27	6,6994	85,4980	74,35	31 DONOT, Marc
13	107	16,13	6,6336	84,6577	73,62	328 PEREZ-BAZ, Jose-Vicente
14	111	16,86	6,5836	84,0199	73,06	28 ZAPLETAL, Miroslav
15	113	17,52	6,4498	82,3116	71,58	19 HRNCIARIK, Andrej
16	105	16,40	6,4024	81,7076	71,05	5 DAGUENEL, Laëtitia
17	101	15,88	6,3602	81,1685	70,58	14 DE-COBOS, Eduardo
18	101	15,91	6,3482	81,0155	70,45	1 ALTUNA, Denis
19	105	16,69	6,2912	80,2879	69,82	2 BACULARD, Patrick
20	103	16,49	6,2462	79,7138	69,32	10 MELEY, Philippe
21	113	18,14	6,2293	79,4983	69,13	326 BUENAVENTURA, Darias-Medina
22	109	17,71	6,1547	78,5461	68,30	77 BARBIER, Christophe
23	109	17,75	6,1408	78,3691	68,15	46 BETTERMANN, Heribert
24	109	18,18	5,9956	76,5155	66,54	312 PICHENOT, Christophe
25	109	18,23	5,9792	76,3057	66,35	34 MONTRUCCHIO, Davide
26	107	18,49	5,7869	73,8523	64,22	15 GARCIA, Franck
27	113	19,56	5,7771	73,7270	64,11	263 VIAUD, Jean-Michel
28	90	15,64	5,7545	73,4383	63,86	13 VEZIAT, Pierre
29	115	20,12	5,7157	72,9435	63,43	94 BURGADA, Laurent
30	111	19,43	5,7128	72,9066	63,40	258 MERCHICA, Philippe
31	105	18,66	5,6270	71,8116	62,44	97 CLAIRE, Olivier
32	109	19,50	5,5897	71,3360	62,03	4 CLIN, Robert
33	105	19,47	5,3929	68,8241	59,85	219 BERGAMASCO, Nicolas
34	101	18,84	5,3609	68,4160	59,49	317 DECARPIGNIES, Pascal
35	111	20,74	5,3520	68,3016	59,39	241 PICARD, Nicolas
36	109	20,40	5,3431	68,1888	59,29	253 CASSIGNAC, Jean-Paul
37	111	21,11	5,2582	67,1045	58,35	107 CARDOT, Thierry
38	109	20,95	5,2029	66,3987	57,74	56 PLATEUS, Raymond
39	113	21,78	5,1882	66,2121	57,58	142 BRUTTO, Fabrice
40	109	21,17	5,1488	65,7087	57,14	148 NASSO, Michel
41	95	18,47	5,1435	65,6408	57,08	82 DEITHRICH, Kurt
42	103	20,06	5,1346	65,5274	56,98	12 SAGON, Aurelien
43	105	20,68	5,0774	64,7971	56,35	83 JAMAULT, Vincent
44	109	21,56	5,0557	64,5200	56,10	53 LERETRIF, Nicolas
45	105	20,80	5,0481	64,4233	56,02	44 BACQ, Philippe
46	111	22,45	4,9443	63,0992	54,87	121 WELTER, Tony

# PRODUCTION -- Overall Stage Results

## French Nationals

Printed juin 24, 2012 at 17:58



### Stage 13 -- Around the House

	PTS	TIME	HIT FACTOR	STAGE POINTS	STAGE PERCENT	COMPETITOR # Name
47	105	21,47	4,8905	62,4129	54,27	61 CROUZET, Stephane
48	109	22,38	4,8704	62,1560	54,05	39 THOMPSON, David
49	111	23,16	4,7927	61,1648	53,19	313 SANCEAU, Thierry
50	92	19,21	4,7892	61,1192	53,15	25 REICH, Rolf-Dieter
51	107	22,48	4,7598	60,7441	52,82	132 GOUGIS, Rémi
52	111	23,96	4,6327	59,1225	51,41	33 LAMBRECHTS, Alain
53	109	23,71	4,5972	58,6694	51,02	138 AIRIEAU, Matthieu
54	107	23,34	4,5844	58,5059	50,87	140 BEDROSSIAN, Marc
55	107	23,61	4,5320	57,8369	50,29	191 CHAUME, Thierry
56	109	24,15	4,5135	57,6005	50,09	160 HAUSER, Lionel
57	101	22,38	4,5130	57,5941	50,08	76 AMARO, Dominique
58	107	23,87	4,4826	57,2069	49,75	203 ARTAL, Audrey
59	111	25,03	4,4347	56,5951	49,21	314 GUILMART, Nicolas
60	96	21,77	4,4097	56,2768	48,94	131 GOUGIS, Christophe
61	105	23,93	4,3878	55,9968	48,69	96 BUSSER, Alain
62	100	22,99	4,3497	55,5109	48,27	79 BOUCAUT, Jean-Louis
63	109	25,30	4,3083	54,9823	47,81	153 UJEVIC, Christophe
64	105	24,46	4,2927	54,7835	47,64	51 KAHIL, Si-Mohamed
65	111	25,96	4,2758	54,5676	47,45	301 DELABRE, Philippe
66	90	21,07	4,2715	54,5124	47,40	147 LYGINOS, Kyriakos
67	107	25,24	4,2393	54,1018	47,05	247 SEGUIN, Gaetan
68	105	25,03	4,1950	53,5359	46,55	310 RANGOLE, Herve
69	111	26,51	4,1871	53,4355	46,47	174 FARKAS, Jean
70	103	24,62	4,1836	53,3908	46,43	279 BIANCHI, Olivier
71	92	22,14	4,1554	53,0307	46,11	139 BALLIERE, Guillaume
72	99	24,13	4,1028	52,3594	45,53	63 GILANT, Christophe
73	103	25,12	4,1003	52,3280	45,50	292 GRAUFFEL, Gérard
74	99	24,18	4,0943	52,2511	45,44	84 MANT, Alexandra
75	105	26,21	4,0061	51,1257	44,46	243 RIOU, Sylvain
76	111	27,73	4,0029	51,0846	44,42	303 LACAZE, Christophe
77	111	27,79	3,9942	50,9743	44,33	102 MEYER, Jonathan
78	105	26,39	3,9788	50,7770	44,15	105 POLO, Bruno
79	97	24,41	3,9738	50,7132	44,10	47 CHERNOGOROV, Alexander
80	90	22,88	3,9336	50,2000	43,65	200 LAMOUREUX, Nicolas
81	99	25,32	3,9100	49,8986	43,39	215 PAYRAULT, Christian
82	113	29,44	3,8383	48,9844	42,60	185 TEISSIER, Philippe
83	105	27,50	3,8182	48,7274	42,37	55 NEVEU, Gaylord
84	87	22,94	3,7925	48,3997	42,09	315 POTHEE, Geoffroy
85	105	27,79	3,7783	48,2189	41,93	75 ALEXANDRE, Jean-Marc
86	111	29,52	3,7602	47,9870	41,73	302 FACON, Laurent
87	105	28,05	3,7433	47,7720	41,54	311 TREUSSARD, Francois
88	105	28,23	3,7194	47,4674	41,28	143 CLEMENT, Aurélie
89	105	28,30	3,7102	47,3500	41,17	190 CARBONELL, Jean-François
90	111	30,07	3,6914	47,1093	40,96	122 WOHNER, Jean-Philippe
91	95	25,75	3,6893	47,0829	40,94	86 MEUNIER, Pierre
92	113	30,84	3,6641	46,7607	40,66	226 DELDO, Nicolas



# PRODUCTION -- Overall Stage Results

## French Nationals

Printed juin 24, 2012 at 17:58




### Stage 13 -- Around the House

	PTS	TIME	HIT FACTOR	STAGE POINTS	STAGE PERCENT	COMPETITOR # Name
93	113	30,99	3,6463	46,5344	40,46	181 NOYRIGAT, Michel
94	103	28,50	3,6140	46,1221	40,11	192 CHAUVET, Jean-Marc
95	107	29,96	3,5714	45,5784	39,63	189 BRUSON, Laurent
96	107	30,07	3,5584	45,4116	39,49	95 BURGADA, Luc
97	92	25,90	3,5521	45,3320	39,42	123 BIZET, Mathias
98	101	28,54	3,5389	45,1632	39,27	116 RUFFIOT, Christian
99	90	25,57	3,5197	44,9189	39,06	242 PLAIT, Antoine
100	109	31,09	3,5060	44,7428	38,91	141 BOUTIN, Hervé
101	107	30,58	3,4990	44,6543	38,83	179 NATALIZIO, Robert
102	107	30,74	3,4808	44,4219	38,63	172 COUPE, Laurent
103	109	31,86	3,4212	43,6614	37,97	289 FILLATRE, David
104	103	30,64	3,3616	42,9008	37,31	152 TOURNIER, Francois-Marie
105	111	33,33	3,3303	42,5015	36,96	98 DABEK, Pierre-Emmanuel
106	111	33,59	3,3046	42,1726	36,67	331 NOZIERES, Sebastien
107	103	31,27	3,2939	42,0365	36,55	297 NYCZ, Margaux
108	97	30,29	3,2024	40,8686	35,54	231 LAUNAY, Virginie
109	88	27,84	3,1609	40,3395	35,08	112 MAION, Jacques
110	101	32,14	3,1425	40,1044	34,87	80 BOUMARD, Jacky
111	105	33,59	3,1259	39,8930	34,69	69 PASERO, Damien
112	92	29,88	3,0790	39,2938	34,17	113 MOINE, Christian
113	109	36,26	3,0061	38,3633	33,36	42 VERITE, Isabelle
114	113	37,69	2,9981	38,2621	33,27	118 SOURRY, Thierry
115	115	38,39	2,9956	38,2293	33,24	103 MONTURY, Robert
116	71	23,79	2,9844	38,0874	33,12	90 VERGERA, José
117	101	35,04	2,8824	36,7853	31,99	291 GIACOMETTI, Christian
118	69	24,05	2,8690	36,6143	31,84	134 LATREILLE, Philippe
119	107	37,79	2,8314	36,1346	31,42	78 BARILLEAU, Magalie
120	71	25,73	2,7594	35,2156	30,62	144 HUMILIER, Nicolas
121	67	24,83	2,6983	34,4362	29,94	89 SAUTEL, Philippe
122	75	28,06	2,6728	34,1107	29,66	66 LACHIVER, Erwan
123	94	35,19	2,6712	34,0899	29,64	177 JOUANNE, Rene
124	111	42,96	2,5838	32,9743	28,67	106 ROSSI, Benvenuto
125	65	26,49	2,4538	31,3147	27,23	306 HAGE, Bruno
126	109	44,52	2,4483	31,2456	27,17	100 FRICOU, Eric-Olivier
127	109	46,34	2,3522	30,0184	26,10	246 SCHMITT, David
128	97	45,13	2,1493	27,4298	23,85	210 LESAINE, Claudine
129	54	25,15	2,1471	27,4014	23,83	87 PELLETIER, Guillaume
130	65	31,18	2,0847	26,6044	23,13	290 FREDEZ, Jean-Maurice
131	73	35,11	2,0792	26,5344	23,07	145 ITCAL, Philippe
132	99	47,82	2,0703	26,4206	22,97	115 RORIVE, Jacky
133	63	31,90	1,9749	25,2038	21,92	188 BEAUVILLIERS, Anne
134	65	33,63	1,9328	24,6663	21,45	236 FRANCHESCHI, David
135	82	44,95	1,8242	23,2810	20,24	216 PLOQUIN, Jocelyne
136	69	43,98	1,5689	20,0222	17,41	163 LAPP, Pascal
137	63	45,29	1,3910	17,7523	15,44	155 BOLOU, Christophe

# CLASSIC -- Overall Stage Results

## French Nationals

Printed juin 24, 2012 at 17:58



### Stage 13 -- Around the House

	<b>PTS</b>	<b>TIME</b>	<b>HIT FACTOR</b>	<b>STAGE POINTS</b>	<b>STAGE PERCENT</b>	<b>COMPETITOR # Name</b>
1	114	26,93	4,2332	115,0000	100,00	171 CABELGUEN, Pierre
2	100	23,99	4,1684	113,2398	98,47	309 PERROT, Laurent
3	103	30,28	3,4016	92,4082	80,35	125 DAGUENEL, Didier
4	114	35,69	3,1942	86,7736	75,46	307 LICHTLE, Éric
5	105	33,30	3,1532	85,6593	74,49	68 MAILLOT, Julien
6	108	40,88	2,6419	71,7699	62,41	318 GOUSSE, Jean-Rene
7	96	36,84	2,6059	70,7915	61,56	93 BUREL, François
8	114	45,91	2,4831	67,4570	58,66	117 SANGUINETTI, Rodolphe
9	110	48,86	2,2513	61,1602	53,18	85 MANT, Patrick
10	80	42,68	1,8744	50,9208	44,28	30 DELLA-VALLE, Luigi

# REVOLVER (STANDARD) -- Overall Stage Results

## French Nationals

Printed juin 24, 2012 at 17:58



### Stage 13 -- Around the House

	<b>PTS</b>	<b>TIME</b>	<b>HIT FACTOR</b>	<b>STAGE POINTS</b>	<b>STAGE PERCENT</b>	<b>COMPETITOR # Name</b>
1	110	25,62	4,2935	115,0000	100,00	20 ITANI, MARWAN
2	111	31,33	3,5429	94,8958	82,52	186 BAILLET, Jean-françois
3	113	32,36	3,4920	93,5307	81,33	165 LASSORT, Christophe
4	115	33,88	3,3943	90,9157	79,06	235 DODANE, Erick
5	97	35,54	2,7293	73,1036	63,57	178 LANET, Luc
6	102	45,62	2,2359	59,8865	52,08	207 HOCQUET, SERGE
7	115	54,59	2,1066	56,4247	49,06	248 SIMON, Bernard
8	105	50,19	2,0921	56,0346	48,73	294 BIZET, Sandrine
9	72	43,76	1,6453	44,0696	38,32	198 JOBARD, Philippe
10	73	58,05	1,2575	33,6825	29,29	157 DESROCHES, Jocelyne

# OPEN -- Overall Stage Results

## French Nationals

Printed juin 24, 2012 at 17:58



### Stage 14 -- Cross the Bridge

	PTS	TIME	HIT FACTOR	STAGE POINTS	STAGE PERCENT	COMPETITOR # Name
1	159	20,55	7,7372	160,0000	100,00	276 OBRIOT, Emile
2	157	21,14	7,4267	153,5781	95,99	274 KIRSCH, Saul
3	156	22,18	7,0334	145,4446	90,90	267 DA-COSTA, Patrice
4	155	22,43	6,9104	142,9016	89,31	21 KAMENICEK, Martin
5	151	22,76	6,6344	137,1953	85,75	332 DESAGNEAUX, Jean-Luc
6	156	23,61	6,6074	136,6354	85,40	271 HUTTNER, Eli
7	156	23,81	6,5519	135,4877	84,68	70 PITOT-AIMARETTI, Christophe
8	154	23,57	6,5337	135,1126	84,45	54 MEIER, Dominic
9	152	24,68	6,1588	127,3600	79,60	71 RENOUX, Gilles
10	155	25,34	6,1168	126,4910	79,06	196 GATEAU, Thomas
11	152	24,99	6,0824	125,7801	78,61	67 LOORE, Frederic
12	157	25,96	6,0478	125,0632	78,16	269 DEVILLE, Remy
13	153	25,31	6,0450	125,0069	78,13	41 TODARO, Giuseppe
14	149	24,77	6,0153	124,3927	77,75	48 CLAUSEN, Torsten
15	155	26,21	5,9138	122,2924	76,43	135 LOPEZ, Christophe
16	152	25,73	5,9075	122,1627	76,35	270 GIBERT, Philippe
17	154	26,34	5,8466	120,9037	75,56	220 BIZOUARN, Eric
18	153	26,21	5,8375	120,7144	75,45	239 MONTARGOT, Renaud
19	154	27,23	5,6555	116,9520	73,10	184 TARRADE, Alain
20	158	28,00	5,6429	116,6900	72,93	322 RIGAUDY, Cédric
21	150	26,71	5,6159	116,1320	72,58	222 CECOT, Christian
22	147	26,95	5,4545	112,7959	70,50	18 HOREJSI, Lenka
23	149	27,94	5,3329	110,2794	68,92	62 DAMIANO, Georges
24	158	30,87	5,1182	105,8413	66,15	128 FAMILIARI, Antonio
25	152	29,73	5,1127	105,7264	66,08	218 ASTORG, Gérard
26	154	30,68	5,0196	103,8006	64,88	223 CORNUT, Pierre
27	158	31,52	5,0127	103,6587	64,79	285 DESAUGERE, Jean-François
28	151	30,19	5,0017	103,4305	64,64	49 DEFGNEE, Alphonse
29	157	31,51	4,9825	103,0353	64,40	126 DEVILLE, Jacques
30	152	30,56	4,9738	102,8549	64,28	266 CANETTA, Irene
31	154	31,12	4,9486	102,3330	63,96	167 SALLET, Gauthier
32	155	31,70	4,8896	101,1130	63,20	320 BOUCHOUCHA, Marc
33	154	31,91	4,8261	99,7995	62,37	57 RANDAXHE, Patrick
34	138	28,73	4,8033	99,3295	62,08	133 HRELJA, Brice
35	154	32,36	4,7590	98,4117	61,51	293 TACKENS, Philippe
36	158	33,24	4,7533	98,2948	61,43	277 OBRIOT, Thierry
37	153	32,39	4,7237	97,6821	61,05	110 JOURDE, Philippe
38	154	32,92	4,6780	96,7377	60,46	114 NOEL, Francis
39	134	28,68	4,6722	96,6185	60,39	225 DAZZI, Georges
40	150	32,42	4,6268	95,6782	59,80	230 GROS, Thierry
41	158	34,38	4,5957	95,0355	59,40	182 PENALVA-PASQUET, Pierre-Jean
42	157	34,37	4,5679	94,4615	59,04	187 BAILLET, Valentin
43	125	27,95	4,4723	92,4832	57,80	40 TISSINGH, Klaas
44	154	34,58	4,4534	92,0938	57,56	233 MILLOT, Patrick
45	157	35,26	4,4526	92,0772	57,55	137 MIGLIACCIO, Gilles
46	155	35,07	4,4197	91,3967	57,12	58 ULMANN, Josef

# OPEN -- Overall Stage Results

## French Nationals

Printed juin 24, 2012 at 17:58



### Stage 14 -- Cross the Bridge

	<b>PTS</b>	<b>TIME</b>	<b>HIT FACTOR</b>	<b>STAGE POINTS</b>	<b>STAGE PERCENT</b>	<b>COMPETITOR # Name</b>
47	151	34,19	4,4165	91,3298	57,08	214 PANE, Bernard
48	158	36,05	4,3828	90,6330	56,65	295 LAUREMBOURLE, Jacques
49	146	33,59	4,3465	89,8830	56,18	127 DURIEZ, Jean-Paul
50	151	35,52	4,2511	87,9101	54,94	81 CABLE, Nathalie
51	155	36,85	4,2062	86,9819	54,36	245 RUSSI, Paul
52	157	37,45	4,1923	86,6927	54,18	208 LAGACHE, Pierre
53	153	36,82	4,1554	85,9295	53,71	321 HAZAN, Albert
54	136	33,03	4,1175	85,1461	53,22	37 PETTENATI, Simonetta
55	155	38,13	4,0650	84,0620	52,54	170 BUFFARD, François
56	111	27,57	4,0261	83,2570	52,04	101 GRASSO, Bruno
57	158	39,35	4,0152	83,0323	51,90	304 PITOT-AIMARETTI, Robert
58	123	31,34	3,9247	81,1598	50,72	104 OGANESSIAN, Sarkis
59	153	38,99	3,9241	81,1471	50,72	211 MARCE, Pierre
60	147	39,03	3,7663	77,8849	48,68	288 MEUNIER, Gerard
61	118	31,73	3,7189	76,9036	48,06	50 GRANDGÉRARD, Hervé
62	114	31,71	3,5951	74,3436	46,46	43 ZANARDI, Annamaria
63	141	40,25	3,5031	72,4416	45,28	150 SALOMON, Jean-Francis
64	108	32,37	3,3364	68,9947	43,12	209 LELEU, Christian
65	154	47,87	3,2170	66,5261	41,58	244 RUSSI, Bernard
66	150	49,60	3,0242	62,5380	39,09	329 BALBO, René
67	157	52,75	2,9763	61,5477	38,47	240 NOWAK, Hubert
68	116	39,54	2,9337	60,6675	37,92	130 GONZALEZ, Louis
69	153	54,06	2,8302	58,5262	36,58	173 ETOURNEAU, Helene
70	150	55,09	2,7228	56,3058	35,19	36 PATTIMUKAIJ, Nonna
71	143	56,73	2,5207	52,1264	32,58	129 GONZALEZ, Amédée
72	0	0,00	0,0000	0,0000	0,00	299 WOLAN, Joseph
73	0	0,00	0,0000	0,0000	0,00	316 YING, Chittackak

# STANDARD -- Overall Stage Results

## French Nationals

Printed juin 24, 2012 at 17:58



### Stage 14 -- Cross the Bridge

	PTS	TIME	HIT FACTOR	STAGE POINTS	STAGE PERCENT	COMPETITOR # Name
1	155	21,10	7,3460	160,0000	100,00	260 POIRET, Jerome
2	158	21,80	7,2477	157,8597	98,66	272 JAIME, Juan-Carlos
3	157	23,00	6,8261	148,6766	92,92	275 MIDGLEY, Gregory
4	154	23,28	6,6151	144,0816	90,05	323 TESTA, Eddy
5	149	22,64	6,5813	143,3444	89,59	256 LACROIX, Christian
6	154	23,73	6,4897	141,3493	88,34	251 BOIT, Julien
7	146	22,58	6,4659	140,8315	88,02	149 PODLESKA, R
8	154	24,55	6,2729	136,6281	85,39	273 JENSEN, Ralf
9	156	24,88	6,2701	136,5667	85,35	111 LAPEYRE, Franck
10	155	25,29	6,1289	133,4915	83,43	278 PESCE, Fabricio
11	152	25,01	6,0776	132,3734	82,73	255 GUILLAUME, Bertrand
12	156	26,52	5,8824	128,1214	80,08	227 DESTREBECQ, Marian
13	150	25,65	5,8480	127,3722	79,61	262 PRIEUR, Grégory
14	157	27,24	5,7636	125,5346	78,46	204 CARTOUX, David
15	151	27,20	5,5515	120,9146	75,57	250 BEAUNIER, Francois
16	146	26,80	5,4478	118,6557	74,16	224 DA-ROS, Philippe
17	147	28,12	5,2276	113,8604	71,16	261 POLF, Romain
18	154	29,53	5,2150	113,5868	70,99	59 CABLE, Xavier
19	157	30,15	5,2073	113,4183	70,89	252 CARRIER, Philippe
20	129	25,49	5,0608	110,2277	68,89	205 CLOT, Jean-Marc
21	156	31,07	5,0209	109,3589	68,35	109 EVESQUE, Michel
22	159	32,44	4,9014	106,7547	66,72	264 VIAUD, Julien
23	158	32,44	4,8705	106,0833	66,30	73 VANDENABEELLE, Christian
24	158	32,69	4,8333	105,2720	65,80	298 RACLOT, Gérard
25	152	33,17	4,5825	99,8088	62,38	158 FELT, Baptiste
26	144	31,44	4,5802	99,7587	62,35	74 VANDENABEELLE, Mathieu
27	152	33,79	4,4984	97,9774	61,24	120 WEBER, Didier
28	154	34,92	4,4101	96,0544	60,03	64 GOIBEAULT, Pascal
29	152	34,61	4,3918	95,6561	59,79	254 GERARD, Joel
30	158	36,43	4,3371	94,4645	59,04	212 MORIN, Patrick
31	155	35,98	4,3079	93,8299	58,64	180 NATALIZIO, Silvain
32	148	34,64	4,2725	93,0582	58,16	162 HOUPERT, Emmanuel
33	154	36,07	4,2695	92,9919	58,12	257 MARTIN-PRIVAT, Pierre
34	156	36,80	4,2391	92,3310	57,71	169 VALLE, Thierry
35	144	34,23	4,2068	91,6276	57,27	221 BIZOUARN, Mireille
36	156	37,23	4,1902	91,2646	57,04	60 COLOMBINI, Jean-Pierre
37	157	37,52	4,1844	91,1397	56,96	238 MACHET, Christophe
38	159	40,09	3,9661	86,3837	53,99	330 GOY, Philippe
39	156	40,28	3,8729	84,3540	52,72	213 MOURGUES, Jacques
40	158	41,24	3,8312	83,4467	52,15	88 PERROT, Manuela
41	155	40,65	3,8130	83,0504	51,91	154 ANGLADE, Jean-Paul
42	156	40,95	3,8095	82,9739	51,86	166 PEROT, Gérard
43	149	39,16	3,8049	82,8732	51,80	35 ORLANDINI, Alberto
44	151	40,03	3,7722	82,1603	51,35	228 FONDER, Anne Valérie
45	116	30,95	3,7480	81,6334	51,02	195 GATEAU, Philippe
46	155	41,36	3,7476	81,6248	51,02	124 CAUDAL, Loic

# STANDARD -- Overall Stage Results

## French Nationals

Printed juin 24, 2012 at 17:58



### Stage 14 -- Cross the Bridge

	<b>PTS</b>	<b>TIME</b>	<b>HIT FACTOR</b>	<b>STAGE POINTS</b>	<b>STAGE PERCENT</b>	<b>COMPETITOR # Name</b>
47	158	43,83	3,6048	78,5157	49,07	308 MANSCHING, Michel
48	158	44,03	3,5885	78,1590	48,85	119 TRUONG-VINH-TONG, Andre
49	157	45,15	3,4773	75,7378	47,34	319 ROSSIGNOL, Bernard
50	145	41,88	3,4623	75,4105	47,13	300 COLLARD, Andre
51	159	49,20	3,2317	70,3887	43,99	280 DUMONT, José
52	157	48,73	3,2218	70,1736	43,86	286 DU-BOISROUVRAY, Fabrice
53	156	50,95	3,0618	66,6885	41,68	92 BRIDE, Martial
54	8	42,62	0,1877	4,0883	2,56	159 FELT, Olivier
55	0	0,00	0,0000	0,0000	0,00	296 MULLER, Jean-Paul
56	0	3,73	0,0000	0,0000	0,00	91 BERNE, Yannick

# PRODUCTION -- Overall Stage Results

## French Nationals

Printed juin 24, 2012 at 17:58



### Stage 14 -- Cross the Bridge

	PTS	TIME	HIT FACTOR	STAGE POINTS	STAGE PERCENT	COMPETITOR # Name
1	154	22,06	6,9810	160,0000	100,00	7 GRAUFFEL, Eric
2	156	22,89	6,8152	156,2009	97,63	14 DE-COBOS, Eduardo
3	156	23,77	6,5629	150,4181	94,01	22 LIEHNE, Zdenek
4	156	23,79	6,5574	150,2917	93,93	27 VYSNY, Marian
5	146	22,96	6,3589	145,7423	91,09	8 GUICHARD, Louis
6	152	23,95	6,3466	145,4598	90,91	9 LAVERGNE, Mathieu
7	156	25,01	6,2375	142,9604	89,35	19 HRNCIARIK, Andrej
8	154	24,97	6,1674	141,3536	88,35	26 SEBO, Robin
9	152	25,46	5,9701	136,8327	85,52	38 SCHRANER, Remo
10	148	24,82	5,9629	136,6673	85,42	11 QUERTINIER, Stephane
11	156	26,20	5,9542	136,4671	85,29	312 PICHENOT, Christophe
12	156	26,33	5,9248	135,7934	84,87	326 BUENAVENTURA, Darias-Medina
13	139	23,48	5,9199	135,6818	84,80	328 PEREZ-BAZ, Jose-Vicente
14	158	26,69	5,9198	135,6792	84,80	28 ZAPLETAL, Miroslav
15	160	27,36	5,8480	134,0321	83,77	31 DONOT, Marc
16	160	27,66	5,7845	132,5783	82,86	15 GARCIA, Franck
17	154	26,80	5,7463	131,7015	82,31	46 BETTERMANN, Heribert
18	152	26,65	5,7036	130,7227	81,70	3 CARRIE, Stéphane
19	158	27,91	5,6611	129,7484	81,09	142 BRUTTO, Fabrice
20	146	25,91	5,6349	129,1488	80,72	327 IBANEZ-CHAROLA, Gorka
21	156	27,78	5,6156	128,7055	80,44	13 VEZIAT, Pierre
22	158	28,15	5,6128	128,6422	80,40	10 MELEY, Philippe
23	158	28,85	5,4766	125,5209	78,45	94 BURGADA, Laurent
24	156	28,63	5,4488	124,8844	78,05	97 CLAIRE, Olivier
25	158	29,03	5,4426	124,7426	77,96	219 BERGAMASCO, Nicolas
26	150	27,96	5,3648	122,9586	76,85	4 CLIN, Robert
27	127	23,81	5,3339	122,2501	76,41	1 ALTUNA, Denis
28	152	28,58	5,3184	121,8951	76,18	241 PICARD, Nicolas
29	150	28,56	5,2521	120,3754	75,23	148 NASSO, Michel
30	158	30,15	5,2405	120,1087	75,07	107 CARDOT, Thierry
31	154	29,61	5,2009	119,2030	74,50	61 CROUZET, Stephane
32	152	29,23	5,2001	119,1844	74,49	44 BACQ, Philippe
33	150	28,87	5,1957	119,0829	74,43	83 JAMAULT, Vincent
34	158	30,58	5,1668	118,4198	74,01	39 THOMPSON, David
35	160	30,99	5,1630	118,3323	73,96	317 DECARPIGNIES, Pascal
36	148	28,89	5,1229	117,4137	73,38	5 DAGUENEL, Laëtitia
37	144	28,46	5,0597	115,9665	72,48	12 SAGON, Aurelien
38	148	29,36	5,0409	115,5342	72,21	25 REICH, Rolf-Dieter
39	158	31,40	5,0318	115,3273	72,08	56 PLATEUS, Raymond
40	154	30,67	5,0212	115,0832	71,93	53 LERETRIF, Nicolas
41	160	32,02	4,9969	114,5258	71,58	121 WELTER, Tony
42	152	30,60	4,9673	113,8484	71,16	6 DE-CHESSSE, Laurent
43	152	30,90	4,9191	112,7431	70,46	77 BARBIER, Christophe
44	160	32,55	4,9155	112,6610	70,41	79 BOUCAUT, Jean-Louis
45	146	29,98	4,8699	111,6159	69,76	139 BALLIERE, Guillaume
46	156	32,16	4,8507	111,1766	69,49	189 BRUSON, Laurent



# PRODUCTION -- Overall Stage Results

## French Nationals

Printed juin 24, 2012 at 17:58



### Stage 14 -- Cross the Bridge

	PTS	TIME	HIT FACTOR	STAGE POINTS	STAGE PERCENT	COMPETITOR # Name
47	152	31,36	4,8469	111,0893	69,43	247 SEGUIN, Gaetan
48	158	32,60	4,8466	111,0821	69,43	160 HAUSER, Lionel
49	154	31,79	4,8443	111,0286	69,39	76 AMARO, Dominique
50	158	32,77	4,8215	110,5059	69,07	55 NEVEU, Gaylord
51	160	33,25	4,8120	110,2892	68,93	34 MONTRUCCHIO, Davide
52	156	32,71	4,7692	109,3072	68,32	200 LAMOUREUX, Nicolas
53	154	32,53	4,7341	108,5029	67,81	89 SAUTEL, Philippe
54	148	31,30	4,7284	108,3733	67,73	243 RIOU, Sylvain
55	158	33,42	4,7277	108,3566	67,72	153 UJEVIC, Christophe
56	152	32,18	4,7234	108,2586	67,66	258 MERCHICA, Philippe
57	154	32,77	4,6994	107,7083	67,32	246 SCHMITT, David
58	154	32,96	4,6723	107,0874	66,93	105 POLO, Bruno
59	156	33,76	4,6209	105,9076	66,19	242 PLAIT, Antoine
60	156	34,25	4,5547	104,3924	65,25	181 NOYRIGAT, Michel
61	146	32,43	4,5020	103,1836	64,49	123 BIZET, Mathias
62	158	35,18	4,4912	102,9357	64,33	75 ALEXANDRE, Jean-Marc
63	146	32,51	4,4909	102,9297	64,33	310 RANGOLE, Herve
64	141	31,46	4,4819	102,7224	64,20	140 BEDROSSIAN, Marc
65	150	33,71	4,4497	101,9852	63,74	141 BOUTIN, Hervé
66	154	34,72	4,4355	101,6590	63,54	190 CARBONELL, Jean-François
67	148	33,38	4,4338	101,6202	63,51	33 LAMBRECHTS, Alain
68	150	33,86	4,4300	101,5334	63,46	138 AIRIEAU, Matthieu
69	148	33,54	4,4126	101,1355	63,21	132 GOUGIS, Rémi
70	150	34,07	4,4027	100,9076	63,07	90 VERGERA, José
71	150	34,17	4,3898	100,6123	62,88	116 RUFFIOT, Christian
72	146	33,27	4,3883	100,5784	62,86	134 LATREILLE, Philippe
73	146	33,38	4,3739	100,2470	62,65	147 LYGINOS, Kyriakos
74	135	31,33	4,3090	98,7593	61,72	279 BIANCHI, Olivier
75	158	36,76	4,2982	98,5114	61,57	179 NATALIZIO, Robert
76	146	34,04	4,2891	98,3033	61,44	95 BURGADA, Luc
77	146	34,20	4,2690	97,8434	61,15	191 CHAUME, Thierry
78	148	34,72	4,2627	97,6982	61,06	192 CHAUVET, Jean-Marc
79	154	36,33	4,2389	97,1539	60,72	172 COUPE, Laurent
80	156	36,81	4,2380	97,1323	60,71	263 VIAUD, Jean-Michel
81	160	38,07	4,2028	96,3256	60,20	98 DABEK, Pierre-Emmanuel
82	150	35,78	4,1923	96,0850	60,05	236 FRANCHESCHI, David
83	150	35,94	4,1736	95,6573	59,79	253 CASSIGNAC, Jean-Paul
84	150	36,10	4,1551	95,2333	59,52	86 MEUNIER, Pierre
85	158	38,31	4,1242	94,5257	59,08	113 MOINE, Christian
86	146	35,42	4,1220	94,4733	59,05	143 CLEMENT, Aurélie
87	156	37,85	4,1215	94,4634	59,04	47 CHERNOGOROV, Alexander
88	146	35,57	4,1046	94,0749	58,80	145 ITCAL, Philippe
89	112	27,62	4,0550	92,9392	58,09	131 GOUGIS, Christophe
90	152	37,54	4,0490	92,8013	58,00	42 VERITE, Isabelle
91	154	38,08	4,0441	92,6891	57,93	315 POTHEE, Geoffroy
92	152	37,68	4,0340	92,4565	57,79	306 HAGE, Bruno

# PRODUCTION -- Overall Stage Results

## French Nationals

Printed juin 24, 2012 at 17:58



### Stage 14 -- Cross the Bridge

	PTS	TIME	HIT FACTOR	STAGE POINTS	STAGE PERCENT	COMPETITOR # Name
93	160	40,01	3,9990	91,6550	57,28	87 PELLETIER, Guillaume
94	148	37,11	3,9881	91,4062	57,13	303 LACAZE, Christophe
95	154	38,92	3,9568	90,6886	56,68	163 LAPP, Pascal
96	156	39,47	3,9524	90,5862	56,62	291 GIACOMETTI, Christian
97	158	40,14	3,9362	90,2162	56,39	174 FARKAS, Jean
98	112	28,50	3,9298	90,0695	56,29	2 BACULARD, Patrick
99	133	33,95	3,9175	89,7877	56,12	84 MANT, Alexandra
100	138	35,48	3,8895	89,1457	55,72	63 GILANT, Christophe
101	154	39,63	3,8859	89,0638	55,66	96 BUSSER, Alain
102	156	40,28	3,8729	88,7646	55,48	155 BOLOU, Christophe
103	142	36,91	3,8472	88,1757	55,11	66 LACHIVER, Erwan
104	150	39,00	3,8462	88,1518	55,09	215 PAYRAULT, Christian
105	152	39,72	3,8268	87,7080	54,82	231 LAUNAY, Virginie
106	150	39,24	3,8226	87,6127	54,76	311 TREUSSARD, Francois
107	131	34,62	3,7839	86,7259	54,20	297 NYCZ, Margaux
108	146	38,83	3,7600	86,1768	53,86	177 JOUANNE, Rene
109	160	43,09	3,7132	85,1037	53,19	112 MAION, Jacques
110	160	43,71	3,6605	83,8965	52,44	100 FRICOU, Eric-Olivier
111	152	41,62	3,6521	83,7040	52,32	331 NOZIERES, Sebastien
112	158	43,89	3,5999	82,5080	51,57	103 MONTURY, Robert
113	146	40,84	3,5749	81,9355	51,21	106 ROSSI, Benvenuto
114	143	40,42	3,5379	81,0857	50,68	226 DELDO, Nicolas
115	152	43,01	3,5341	80,9989	50,62	314 GUILMART, Nicolas
116	160	45,36	3,5273	80,8447	50,53	69 PASERO, Damien
117	133	38,06	3,4945	80,0917	50,06	122 WOHNER, Jean-Philippe
118	128	36,67	3,4906	80,0026	50,00	102 MEYER, Jonathan
119	152	43,84	3,4672	79,4654	49,67	203 ARTAL, Audrey
120	160	47,14	3,3941	77,7920	48,62	290 FREDEZ, Jean-Maurice
121	154	45,85	3,3588	76,9815	48,11	289 FILLATRE, David
122	129	38,71	3,3325	76,3785	47,74	302 FACON, Laurent
123	125	38,52	3,2451	74,3753	46,48	144 HUMILIER, Nicolas
124	116	35,97	3,2249	73,9133	46,20	301 DELABRE, Philippe
125	154	47,83	3,2197	73,7947	46,12	210 LESAINE, Claudine
126	147	47,23	3,1124	71,3352	44,58	80 BOUMARD, Jacky
127	158	51,13	3,0902	70,8249	44,27	118 SOURRY, Thierry
128	154	49,85	3,0893	70,8044	44,25	152 TOURNIER, Francois-Marie
129	154	50,32	3,0604	70,1431	43,84	185 TEISSIER, Philippe
130	158	53,95	2,9286	67,1228	41,95	115 RORIVE, Jacky
131	150	52,42	2,8615	65,5842	40,99	78 BARILLEAU, Magalie
132	102	38,63	2,6404	60,5174	37,82	188 BEAUVILLIERS, Anne
133	83	36,12	2,2979	52,6666	32,92	292 GRAUFFEL, Gérard
134	129	60,22	2,1421	49,0969	30,69	216 PLOQUIN, Jocelyne
135	75	55,75	1,3453	30,8334	19,27	51 KAHIL, Si-Mohamed
136	154	122,99	1,2521	28,6983	17,94	313 SANCEAU, Thierry
137	0	12,16	0,0000	0,0000	0,00	82 DEITHRICH, Kurt

# CLASSIC -- Overall Stage Results

## French Nationals

Printed juin 24, 2012 at 17:58




### Stage 14 -- Cross the Bridge

	<b>PTS</b>	<b>TIME</b>	<b>HIT FACTOR</b>	<b>STAGE POINTS</b>	<b>STAGE PERCENT</b>	<b>COMPETITOR # Name</b>
1	155	30,68	5,0522	160,0000	100,00	309 PERROT, Laurent
2	154	31,69	4,8596	153,9012	96,19	85 MANT, Patrick
3	160	36,05	4,4383	140,5589	87,85	307 LICHTLE, Éric
4	157	35,52	4,4200	139,9814	87,49	171 CABELGUEN, Pierre
5	152	35,74	4,2529	134,6892	84,18	125 DAGUENEL, Didier
6	131	31,05	4,2190	133,6144	83,51	68 MAILLOT, Julien
7	157	44,47	3,5305	111,8088	69,88	93 BUREL, François
8	159	47,50	3,3474	106,0101	66,26	117 SANGUINETTI, Rodolphe
9	133	43,18	3,0801	97,5467	60,97	30 DELLA-VALLE, Luigi
10	135	57,77	2,3369	74,0074	46,25	318 GOUSSE, Jean-Rene

# REVOLVER (STANDARD) -- Overall Stage Results

## French Nationals

Printed juin 24, 2012 at 17:58



### Stage 14 -- Cross the Bridge

	<b>PTS</b>	<b>TIME</b>	<b>HIT FACTOR</b>	<b>STAGE POINTS</b>	<b>STAGE PERCENT</b>	<b>COMPETITOR # Name</b>
1	160	38,80	4,1237	160,0000	100,00	20 ITANI, MARWAN
2	156	38,28	4,0752	158,1191	98,82	186 BAILLET, Jean-françois
3	148	39,15	3,7803	146,6769	91,67	235 DODANE, Erick
4	153	42,08	3,6359	141,0742	88,17	178 LANET, Luc
5	159	43,79	3,6310	140,8815	88,05	165 LASSORT, Christophe
6	157	51,65	3,0397	117,9400	73,71	207 HOCQUET, SERGE
7	158	52,25	3,0239	117,3282	73,33	198 JOBARD, Philippe
8	159	52,79	3,0119	116,8631	73,04	248 SIMON, Bernard
9	156	62,34	2,5024	97,0934	60,68	294 BIZET, Sandrine
10	142	74,23	1,9130	74,2234	46,39	157 DESROCHES, Jocelyne

# OPEN -- Overall Stage Results

## French Nationals

Printed juin 24, 2012 at 17:58



### Stage 15 -- Release and it will swing

	PTS	TIME	HIT FACTOR	STAGE POINTS	STAGE PERCENT	COMPETITOR # Name
1	45	5,04	8,9286	45,0000	100,00	274 KIRSCH, Saul
2	41	4,66	8,7983	44,3433	98,54	21 KAMENICEK, Martin
3	41	5,29	7,7505	39,0624	86,81	54 MEIER, Dominic
4	41	5,44	7,5368	37,9853	84,41	276 OBRIOT, Emile
5	41	5,51	7,4410	37,5027	83,34	196 GATEAU, Thomas
6	44	5,94	7,4074	37,3333	82,96	267 DA-COSTA, Patrice
7	42	5,96	7,0470	35,5168	78,93	277 OBRIOT, Thierry
8	42	6,17	6,8071	34,3079	76,24	220 BIZOUARN, Eric
9	41	6,32	6,4873	32,6962	72,66	269 DEVILLE, Remy
10	42	6,55	6,4122	32,3176	71,82	332 DESAGNEAUX, Jean-Luc
11	43	6,77	6,3516	32,0118	71,14	270 GIBERT, Philippe
12	42	6,70	6,2687	31,5940	70,21	128 FAMILIARI, Antonio
13	40	6,42	6,2305	31,4019	69,78	222 CECOT, Christian
14	42	6,83	6,1493	30,9927	68,87	271 HUTTNER, Eli
15	42	6,99	6,0086	30,2833	67,30	18 HOREJSI, Lenka
16	45	7,71	5,8366	29,4163	65,37	209 LELEU, Christian
17	41	7,05	5,8156	29,3106	65,13	135 LOPEZ, Christophe
18	37	6,41	5,7722	29,0920	64,65	184 TARRADE, Alain
19	40	7,03	5,6899	28,6771	63,73	187 BAILLET, Valentin
20	44	7,78	5,6555	28,5039	63,34	285 DESAUGERE, Jean-François
21	38	6,85	5,5474	27,9591	62,13	70 PITOT-AIMARETTI, Christophe
22	42	7,68	5,4688	27,5625	61,25	37 PETTENATI, Simonetta
23	44	8,35	5,2695	26,5581	59,02	150 SALOMON, Jean-François
24	39	7,41	5,2632	26,5263	58,95	67 LOORE, Frederic
25	29	5,56	5,2158	26,2878	58,42	41 TODARO, Giuseppe
26	40	7,83	5,1086	25,7471	57,22	50 GRANDGÉRARD, Hervé
27	40	7,83	5,1086	25,7471	57,22	49 DEFGNEE, Alphonse
28	37	7,29	5,0754	25,5802	56,84	266 CANETTA, Irene
29	39	7,70	5,0649	25,5273	56,73	48 CLAUSEN, Torsten
30	42	8,44	4,9763	25,0806	55,73	295 LAUREMBOURLE, Jacques
31	43	8,80	4,8864	24,6273	54,73	104 OGANESSIAN, Sarkis
32	32	6,57	4,8706	24,5479	54,55	225 DAZZI, Georges
33	31	6,40	4,8438	24,4125	54,25	239 MONTARGOT, Renaud
34	42	8,68	4,8387	24,3871	54,19	233 MILLOT, Patrick
35	41	8,57	4,7841	24,1120	53,58	137 MIGLIACCIO, Gilles
36	36	8,03	4,4832	22,5953	50,21	320 BOUCHOUCHA, Marc
37	39	8,70	4,4828	22,5931	50,21	288 MEUNIER, Gerard
38	41	9,28	4,4181	22,2672	49,48	36 PATTIMUKAIJ, Nonna
39	43	9,78	4,3967	22,1595	49,24	57 RANDAXHE, Patrick
40	41	9,81	4,1794	21,0642	46,81	62 DAMIANO, Georges
41	41	10,06	4,0755	20,5408	45,65	170 BUFFARD, François
42	38	9,67	3,9297	19,8056	44,01	43 ZANARDI, Annamaria
43	39	9,94	3,9235	19,7746	43,94	230 GROS, Thierry
44	34	8,97	3,7904	19,1037	42,45	71 RENOUX, Gilles
45	43	11,47	3,7489	18,8945	41,99	218 ASTORG, Gérard
46	31	8,51	3,6428	18,3596	40,80	322 RIGAUDY, Cédric

# OPEN -- Overall Stage Results

## French Nationals

Printed juin 24, 2012 at 17:58



### Stage 15 -- Release and it will swing

	<b>PTS</b>	<b>TIME</b>	<b>HIT FACTOR</b>	<b>STAGE POINTS</b>	<b>STAGE PERCENT</b>	<b>COMPETITOR # Name</b>
47	42	11,54	3,6395	18,3432	40,76	214 PANE, Bernard
48	36	9,93	3,6254	18,2719	40,60	101 GRASSO, Bruno
49	40	11,16	3,5842	18,0645	40,14	127 DURIEZ, Jean-Paul
50	42	12,39	3,3898	17,0847	37,97	40 TISSINGH, Klaas
51	41	12,36	3,3172	16,7184	37,15	240 NOWAK, Hubert
52	32	9,77	3,2753	16,5077	36,68	245 RUSSI, Paul
53	42	13,03	3,2233	16,2456	36,10	58 ULMANN, Josef
54	41	12,82	3,1981	16,1186	35,82	167 SALLET, Gauthier
55	27	8,81	3,0647	15,4461	34,32	110 JOURDE, Philippe
56	33	10,78	3,0612	15,4286	34,29	208 LAGACHE, Pierre
57	34	11,43	2,9746	14,9921	33,32	133 HRELJA, Brice
58	42	14,32	2,9330	14,7821	32,85	81 CABLE, Nathalie
59	41	14,18	2,8914	14,5726	32,38	223 CORNUT, Pierre
60	42	15,30	2,7451	13,8353	30,75	126 DEVILLE, Jacques
61	41	14,97	2,7388	13,8036	30,67	316 YING, Chittackak
62	40	14,78	2,7064	13,6401	30,31	129 GONZALEZ, Amédée
63	45	17,23	2,6117	13,1631	29,25	130 GONZALEZ, Louis
64	33	13,43	2,4572	12,3842	27,52	293 TACKENS, Philippe
65	43	17,54	2,4515	12,3558	27,46	173 ETOURNEAU, Helene
66	30	12,26	2,4470	12,3328	27,41	304 PITOT-AIMARETTI, Robert
67	31	12,70	2,4409	12,3024	27,34	182 PENALVA-PASQUET, Pierre-Jean
68	30	12,61	2,3791	11,9905	26,65	211 MARCE, Pierre
69	28	12,16	2,3026	11,6053	25,79	114 NOEL, Francis
70	26	12,97	2,0046	10,1033	22,45	244 RUSSI, Bernard
71	0	8,84	0,0000	0,0000	0,00	329 BALBO, René
72	0	6,42	0,0000	0,0000	0,00	321 HAZAN, Albert
73	0	0,00	0,0000	0,0000	0,00	299 WOLAN, Joseph

# STANDARD -- Overall Stage Results

## French Nationals

Printed juin 24, 2012 at 17:58



### Stage 15 -- Release and it will swing

	PTS	TIME	HIT FACTOR	STAGE POINTS	STAGE PERCENT	COMPETITOR # Name
1	41	5,71	7,1804	45,0000	100,00	149 PODLESKA, R
2	43	6,11	7,0376	44,1054	98,01	273 JENSEN, Ralf
3	42	6,10	6,8852	43,1503	95,89	264 VIAUD, Julien
4	42	6,44	6,5217	40,8722	90,83	260 POIRET, Jerome
5	40	6,73	5,9435	37,2486	82,77	162 HOUPERT, Emmanuel
6	37	6,23	5,9390	37,2202	82,71	261 POLF, Romain
7	40	6,91	5,7887	36,2783	80,62	256 LACROIX, Christian
8	41	7,15	5,7343	35,9371	79,86	275 MIDGLEY, Gregory
9	43	7,76	5,5412	34,7273	77,17	224 DA-ROS, Philippe
10	41	7,45	5,5034	34,4899	76,64	205 CLOT, Jean-Marc
11	40	7,80	5,1282	32,1388	71,42	255 GUILLAUME, Bertrand
12	32	6,48	4,9383	30,9485	68,77	272 JAIME, Juan-Carlos
13	43	9,00	4,7778	29,9427	66,54	91 BERNE, Yannick
14	41	8,62	4,7564	29,8086	66,24	227 DESTREBECQ, Marian
15	40	8,44	4,7393	29,7018	66,00	330 GOY, Philippe
16	35	7,66	4,5692	28,6355	63,63	323 TESTA, Eddy
17	44	9,65	4,5596	28,5753	63,50	252 CARRIER, Philippe
18	42	9,45	4,4444	27,8537	61,90	60 COLOMBINI, Jean-Pierre
19	43	10,03	4,2871	26,8678	59,71	195 GATEAU, Philippe
20	40	9,45	4,2328	26,5273	58,95	250 BEAUNIER, Francois
21	42	10,04	4,1833	26,2168	58,26	35 ORLANDINI, Alberto
22	43	10,32	4,1667	26,1128	58,03	262 PRIEUR, Grégory
23	44	11,05	3,9819	24,9549	55,46	204 CARTOUX, David
24	39	9,87	3,9514	24,7635	55,03	280 DUMONT, José
25	44	11,15	3,9462	24,7311	54,96	212 MORIN, Patrick
26	37	9,50	3,8947	24,4086	54,24	64 GOIBEAULT, Pascal
27	38	9,95	3,8191	23,9345	53,19	300 COLLARD, Andre
28	43	11,34	3,7919	23,7640	52,81	154 ANGLADE, Jean-Paul
29	20	5,30	3,7736	23,6493	52,55	251 BOIT, Julien
30	25	6,65	3,7594	23,5604	52,36	278 PESCE, Fabricio
31	26	7,06	3,6827	23,0799	51,29	221 BIZOUARN, Mireille
32	39	10,61	3,6758	23,0364	51,19	74 VANDENABEELLE, Mathieu
33	41	11,27	3,6380	22,7995	50,67	257 MARTIN-PRIVAT, Pierre
34	43	12,17	3,5333	22,1433	49,21	169 VALLE, Thierry
35	41	11,68	3,5103	21,9991	48,89	308 MANSCHING, Michel
36	41	11,80	3,4746	21,7754	48,39	159 FELT, Olivier
37	44	13,02	3,3794	21,1791	47,06	166 PEROT, Gérard
38	30	9,53	3,1480	19,7285	43,84	254 GERARD, Joel
39	38	12,13	3,1327	19,6330	43,63	109 EVESQUE, Michel
40	33	10,63	3,1044	19,4556	43,23	298 RACLOT, Gérard
41	42	13,58	3,0928	19,3827	43,07	319 ROSSIGNOL, Bernard
42	42	14,29	2,9391	18,4197	40,93	213 MOURGUES, Jacques
43	25	8,66	2,8868	18,0920	40,20	120 WEBER, Didier
44	41	14,62	2,8044	17,5752	39,06	124 CAUDAL, Loic
45	33	12,22	2,7005	16,9242	37,61	180 NATALIZIO, Silvain
46	29	10,95	2,6484	16,5977	36,88	73 VANDENABEELLE, Christian

# STANDARD -- Overall Stage Results

## French Nationals

Printed juin 24, 2012 at 17:58



### Stage 15 -- Release and it will swing

	<b>PTS</b>	<b>TIME</b>	<b>HIT FACTOR</b>	<b>STAGE POINTS</b>	<b>STAGE PERCENT</b>	<b>COMPETITOR # Name</b>
47	30	11,66	2,5729	16,1245	35,83	111 LAPEYRE, Franck
48	38	16,09	2,3617	14,8010	32,89	59 CABLE, Xavier
49	32	14,09	2,2711	14,2332	31,63	228 FONDER, Anne Valérie
50	28	14,29	1,9594	12,2798	27,29	238 MACHET, Christophe
51	22	11,41	1,9281	12,0838	26,85	119 TRUONG-VINH-TONG, Andre
52	33	17,88	1,8456	11,5667	25,70	88 PERROT, Manuela
53	35	19,83	1,7650	11,0614	24,58	158 FELT, Baptiste
54	39	25,70	1,5175	9,5103	21,13	92 BRIDE, Martial
55	0	19,38	0,0000	0,0000	0,00	286 DU-BOISROUVRAY, Fabrice
56	0	0,00	0,0000	0,0000	0,00	296 MULLER, Jean-Paul



# PRODUCTION -- Overall Stage Results

## French Nationals

Printed juin 24, 2012 at 17:58



### Stage 15 -- Release and it will swing

	PTS	TIME	HIT FACTOR	STAGE POINTS	STAGE PERCENT	COMPETITOR # Name
1	43	4,93	8,7221	45,0000	100,00	8 GUICHARD, Louis
2	45	5,55	8,1081	41,8322	92,96	26 SEBO, Robin
3	41	5,36	7,6493	39,4648	87,70	15 GARCIA, Franck
4	41	5,44	7,5368	38,8844	86,41	14 DE-COBOS, Eduardo
5	41	5,68	7,2183	37,2414	82,76	6 DE-CHESSÉ, Laurent
6	39	5,74	6,7944	35,0545	77,90	27 VYSNY, Marian
7	31	4,69	6,6098	34,1020	75,78	7 GRAUFFEL, Eric
8	43	6,55	6,5649	33,8702	75,27	19 HRNCIARIK, Andrej
9	35	5,49	6,3752	32,8917	73,09	9 LAVERGNE, Mathieu
10	37	6,04	6,1258	31,6050	70,23	3 CARRIE, Stéphane
11	41	6,70	6,1194	31,5718	70,16	326 BUENAVENTURA, Darias-Medina
12	41	6,89	5,9507	30,7012	68,22	328 PEREZ-BAZ, Jose-Vicente
13	39	6,59	5,9181	30,5330	67,85	327 IBANEZ-CHAROLA, Gorka
14	39	6,67	5,8471	30,1668	67,04	312 PICHENOT, Christophe
15	35	6,00	5,8333	30,0959	66,88	5 DAGUENEL, Laëtitia
16	37	6,48	5,7099	29,4590	65,46	28 ZAPLETAL, Miroslav
17	37	6,75	5,4815	28,2806	62,85	31 DONOT, Marc
18	35	6,44	5,4348	28,0397	62,31	1 ALTUNA, Denis
19	39	7,61	5,1248	26,4406	58,76	219 BERGAMASCO, Nicolas
20	37	7,24	5,1105	26,3666	58,59	97 CLAIRE, Olivier
21	39	7,73	5,0453	26,0301	57,84	2 BACULARD, Patrick
22	41	8,32	4,9279	25,4244	56,50	46 BETTERMANN, Heribert
23	45	9,31	4,8335	24,9376	55,42	301 DELABRE, Philippe
24	41	8,55	4,7953	24,7405	54,98	55 NEVEU, Gaylord
25	37	7,75	4,7742	24,6315	54,74	25 REICH, Rolf-Dieter
26	41	8,67	4,7290	24,3981	54,22	253 CASSIGNAC, Jean-Paul
27	41	9,00	4,5556	23,5035	52,23	140 BEDROSSIAN, Marc
28	41	9,07	4,5204	23,3221	51,83	131 GOUGIS, Christophe
29	37	8,45	4,3787	22,5910	50,20	34 MONTRUCCHIO, Davide
30	43	9,93	4,3303	22,3414	49,65	185 TEISSIER, Philippe
31	39	9,06	4,3046	22,2089	49,35	96 BUSSER, Alain
32	37	8,73	4,2383	21,8665	48,59	147 LYGINOS, Kyriakos
33	31	7,35	4,2177	21,7603	48,36	4 CLIN, Robert
34	41	9,75	4,2051	21,6955	48,21	302 FACON, Laurent
35	39	9,30	4,1935	21,6358	48,08	189 BRUSON, Laurent
36	41	9,89	4,1456	21,3884	47,53	47 CHERNOGOROV, Alexander
37	35	8,50	4,1176	21,2442	47,21	258 MERCHICA, Philippe
38	43	10,59	4,0604	20,9490	46,55	121 WELTER, Tony
39	35	8,62	4,0603	20,9484	46,55	10 MELEY, Philippe
40	41	10,15	4,0394	20,8405	46,31	190 CARBONELL, Jean-François
41	41	10,20	4,0196	20,7384	46,09	98 DABEK, Pierre-Emmanuel
42	41	10,24	4,0039	20,6574	45,91	179 NATALIZIO, Robert
43	41	10,33	3,9690	20,4774	45,51	90 VERGERA, José
44	37	9,36	3,9530	20,3947	45,32	77 BARBIER, Christophe
45	37	9,38	3,9446	20,3512	45,22	247 SEGUIN, Gaetan
46	37	9,45	3,9153	20,2004	44,89	39 THOMPSON, David

# PRODUCTION -- Overall Stage Results

## French Nationals

Printed juin 24, 2012 at 17:58



### Stage 15 -- Release and it will swing

	PTS	TIME	HIT FACTOR	STAGE POINTS	STAGE PERCENT	COMPETITOR # Name
47	41	10,49	3,9085	20,1651	44,81	132 GOUGIS, Rémi
48	41	10,62	3,8606	19,9182	44,26	215 PAYRAULT, Christian
49	41	10,68	3,8390	19,8063	44,01	83 JAMAULT, Vincent
50	43	11,38	3,7786	19,4947	43,32	79 BOUCAUT, Jean-Louis
51	43	11,47	3,7489	19,3418	42,98	116 RUFFIOT, Christian
52	41	10,98	3,7341	19,2652	42,81	191 CHAUME, Thierry
53	41	11,19	3,6640	18,9036	42,01	160 HAUSER, Lionel
54	37	10,15	3,6453	18,8073	41,79	143 CLEMENT, Aurélie
55	37	10,18	3,6346	18,7519	41,67	241 PICARD, Nicolas
56	22	6,06	3,6304	18,7301	41,62	11 QUERTINIER, Stephane
57	39	10,88	3,5846	18,4938	41,10	263 VIAUD, Jean-Michel
58	33	9,22	3,5792	18,4660	41,04	12 SAGON, Aurelien
59	22	6,15	3,5772	18,4560	41,01	13 VEZIAT, Pierre
60	39	10,92	3,5714	18,4261	40,95	317 DECARPIGNIES, Pascal
61	41	11,69	3,5073	18,0951	40,21	192 CHAUVET, Jean-Marc
62	43	12,49	3,4428	17,7622	39,47	290 FREDEZ, Jean-Maurice
63	31	9,12	3,3991	17,5371	38,97	148 NASSO, Michel
64	41	12,07	3,3969	17,5254	38,95	139 BALLIERE, Guillaume
65	37	10,91	3,3914	17,4972	38,88	118 SOURRY, Thierry
66	41	12,21	3,3579	17,3244	38,50	142 BRUTTO, Fabrice
67	35	10,44	3,3525	17,2965	38,44	200 LAMOUREUX, Nicolas
68	41	12,25	3,3469	17,2679	38,37	331 NOZIERES, Sebastien
69	39	11,89	3,2801	16,9229	37,61	181 NOYRIGAT, Michel
70	39	12,42	3,1401	16,2007	36,00	69 PASERO, Damien
71	41	13,11	3,1274	16,1351	35,86	78 BARILLEAU, Magalie
72	28	9,05	3,0939	15,9625	35,47	95 BURGADA, Luc
73	41	13,37	3,0666	15,8213	35,16	313 SANCEAU, Thierry
74	37	12,07	3,0655	15,8156	35,15	153 UJEVIC, Christophe
75	37	12,18	3,0378	15,6728	34,83	177 JOUANNE, Rene
76	37	12,30	3,0081	15,5199	34,49	174 FARKAS, Jean
77	37	12,35	2,9960	15,4570	34,35	105 POLO, Bruno
78	43	14,37	2,9923	15,4384	34,31	203 ARTAL, Audrey
79	39	13,04	2,9908	15,4304	34,29	115 RORIVE, Jacky
80	41	13,72	2,9883	15,4177	34,26	113 MOINE, Christian
81	41	14,24	2,8792	14,8547	33,01	303 LACAZE, Christophe
82	26	9,07	2,8666	14,7896	32,87	38 SCHRANER, Remo
83	29	10,16	2,8543	14,7264	32,73	279 BIANCHI, Olivier
84	27	9,49	2,8451	14,6787	32,62	102 MEYER, Jonathan
85	35	12,36	2,8317	14,6097	32,47	61 CROUZET, Stephane
86	39	13,90	2,8058	14,4757	32,17	76 AMARO, Dominique
87	37	13,23	2,7967	14,4289	32,06	163 LAPP, Pascal
88	25	8,99	2,7809	14,3473	31,88	134 LATREILLE, Philippe
89	35	12,76	2,7429	14,1517	31,45	315 POTHEE, Geoffroy
90	37	13,49	2,7428	14,1508	31,45	311 TREUSSARD, Francois
91	33	12,18	2,7094	13,9784	31,06	310 RANGOLE, Herve
92	39	14,52	2,6860	13,8576	30,79	122 WOHNER, Jean-Philippe

# PRODUCTION -- Overall Stage Results

## French Nationals

Printed juin 24, 2012 at 17:58




### Stage 15 -- Release and it will swing

	PTS	TIME	HIT FACTOR	STAGE POINTS	STAGE PERCENT	COMPETITOR # Name
93	35	13,20	2,6515	13,6800	30,40	172 COUPE, Laurent
94	27	10,22	2,6419	13,6302	30,29	242 PLAIT, Antoine
95	33	12,63	2,6128	13,4804	29,96	246 SCHMITT, David
96	23	8,88	2,5901	13,3631	29,70	94 BURGADA, Laurent
97	29	11,26	2,5755	13,2877	29,53	44 BACQ, Philippe
98	33	13,07	2,5249	13,0265	28,95	87 PELLETIER, Guillaume
99	45	18,17	2,4766	12,7776	28,39	243 RIOU, Sylvain
100	22	8,93	2,4636	12,7105	28,25	56 PLATEUS, Raymond
101	41	16,72	2,4522	12,6514	28,11	145 ITCAL, Philippe
102	37	15,26	2,4246	12,5094	27,80	306 HAGE, Bruno
103	33	13,96	2,3639	12,1961	27,10	152 TOURNIER, Francois-Marie
104	31	13,25	2,3396	12,0708	26,82	33 LAMBRECHTS, Alain
105	39	16,81	2,3200	11,9698	26,60	103 MONTURY, Robert
106	39	16,98	2,2968	11,8500	26,33	80 BOUMARD, Jacky
107	35	15,37	2,2772	11,7486	26,11	107 CARDOT, Thierry
108	35	15,46	2,2639	11,6802	25,96	42 VERITE, Isabelle
109	39	18,11	2,1535	11,1106	24,69	75 ALEXANDRE, Jean-Marc
110	26	12,09	2,1505	11,0953	24,66	89 SAUTEL, Philippe
111	33	15,75	2,0952	10,8100	24,02	297 NYCZ, Margaux
112	33	16,15	2,0433	10,5422	23,43	141 BOUTIN, Hervé
113	20	9,84	2,0325	10,4864	23,30	53 LERETRIF, Nicolas
114	27	13,30	2,0301	10,4738	23,28	292 GRAUFFEL, Gérard
115	27	13,39	2,0164	10,4034	23,12	291 GIACOMETTI, Christian
116	26	13,00	2,0000	10,3186	22,93	106 ROSSI, Benvenuto
117	22	11,03	1,9946	10,2905	22,87	138 AIRIEAU, Matthieu
118	37	18,92	1,9556	10,0895	22,42	82 DEITHRICH, Kurt
119	27	14,61	1,8480	9,5346	21,19	100 FRICOU, Eric-Olivier
120	29	15,86	1,8285	9,4338	20,96	144 HUMILIER, Nicolas
121	25	14,56	1,7170	8,8587	19,69	289 FILLATRE, David
122	11	6,56	1,6768	8,6513	19,23	22 LIEHNE, Zdenek
123	20	12,45	1,6064	8,2880	18,42	84 MANT, Alexandra
124	22	13,92	1,5805	8,1541	18,12	123 BIZET, Mathias
125	16	10,13	1,5795	8,1489	18,11	63 GILANT, Christophe
126	39	25,87	1,5075	7,7778	17,28	216 PLOQUIN, Jocelyne
127	20	13,35	1,4981	7,7293	17,18	86 MEUNIER, Pierre
128	20	15,72	1,2723	6,5640	14,59	112 MAION, Jacques
129	25	20,24	1,2352	6,3727	14,16	210 LESAINE, Claudine
130	23	19,19	1,1985	6,1836	13,74	188 BEAUVILLIERS, Anne
131	23	20,16	1,1409	5,8861	13,08	231 LAUNAY, Virginie
132	23	24,53	0,9376	4,8375	10,75	226 DELDO, Nicolas
133	21	24,38	0,8614	4,4440	9,88	236 FRANCHESCHI, David
134	17	22,15	0,7675	3,9597	8,80	155 BOLOU, Christophe
135	12	17,13	0,7005	3,6142	8,03	314 GUILMART, Nicolas
136	5	12,36	0,4045	2,0871	4,64	51 KAHIL, Si-Mohamed
137	0	10,07	0,0000	0,0000	0,00	66 LACHIVER, Erwan

# CLASSIC -- Overall Stage Results

## French Nationals

Printed juin 24, 2012 at 17:58




### Stage 15 -- Release and it will swing

	<b>PTS</b>	<b>TIME</b>	<b>HIT FACTOR</b>	<b>STAGE POINTS</b>	<b>STAGE PERCENT</b>	<b>COMPETITOR # Name</b>
1	43	7,08	6,0734	45,0000	100,00	171 CABELGUEN, Pierre
2	41	10,07	4,0715	30,1670	67,04	93 BUREL, François
3	41	10,93	3,7511	27,7934	61,76	117 SANGUINETTI, Rodolphe
4	42	13,15	3,1939	23,6647	52,59	309 PERROT, Laurent
5	41	13,39	3,0620	22,6872	50,42	85 MANT, Patrick
6	24	8,21	2,9233	21,6593	48,13	68 MAILLOT, Julien
7	42	15,91	2,6398	19,5594	43,47	125 DAGUENEL, Didier
8	44	18,62	2,3631	17,5086	38,91	307 LICHTLE, Éric
9	44	19,15	2,2977	17,0240	37,83	30 DELLA-VALLE, Luigi
10	28	53,92	0,5193	3,8476	8,55	318 GOUSSE, Jean-Rene

# REVOLVER (STANDARD) -- Overall Stage Results

## French Nationals

Printed juin 24, 2012 at 17:58



### Stage 15 -- Release and it will swing

	<b>PTS</b>	<b>TIME</b>	<b>HIT FACTOR</b>	<b>STAGE POINTS</b>	<b>STAGE PERCENT</b>	<b>COMPETITOR # Name</b>
1	40	11,62	3,4423	45,0000	100,00	20 ITANI, MARWAN
2	40	12,25	3,2653	42,6857	94,86	186 BAILLET, Jean-françois
3	42	14,07	2,9851	39,0224	86,72	165 LASSORT, Christophe
4	41	13,89	2,9518	38,5869	85,75	235 DODANE, Erick
5	41	16,02	2,5593	33,4565	74,35	178 LANET, Luc
6	44	18,02	2,4417	31,9195	70,93	248 SIMON, Bernard
7	42	21,68	1,9373	25,3250	56,28	198 JOBARD, Philippe
8	34	19,82	1,7154	22,4251	49,83	207 HOCQUET, SERGE
9	40	28,96	1,3812	18,0559	40,12	157 DESROCHES, Jocelyne
10	27	35,66	0,7572	9,8979	22,00	294 BIZET, Sandrine

# OPEN -- Overall Stage Results

## French Nationals

Printed juin 24, 2012 at 17:58



### Stage 16 -- Bibendum's House

	PTS	TIME	HIT FACTOR	STAGE POINTS	STAGE PERCENT	COMPETITOR # Name
1	120	18,71	6,4137	120,0000	100,00	274 KIRSCH, Saul
2	120	21,10	5,6872	106,4076	88,67	21 KAMENICEK, Martin
3	117	20,95	5,5847	104,4902	87,08	276 OBRIOT, Emile
4	118	21,44	5,5037	102,9748	85,81	269 DEVILLE, Remy
5	114	20,82	5,4755	102,4467	85,37	54 MEIER, Dominic
6	116	21,56	5,3803	100,6661	83,89	267 DA-COSTA, Patrice
7	115	21,40	5,3738	100,5444	83,79	41 TODARO, Giuseppe
8	115	21,43	5,3663	100,4036	83,67	67 LOORE, Frederic
9	118	22,18	5,3201	99,5392	82,95	71 RENOUX, Gilles
10	114	21,47	5,3097	99,3451	82,79	332 DESAGNEAUX, Jean-Luc
11	116	22,44	5,1693	96,7184	80,60	239 MONTARGOT, Renaud
12	117	22,98	5,0914	95,2598	79,38	277 OBRIOT, Thierry
13	115	22,68	5,0705	94,8699	79,06	48 CLAUSEN, Torsten
14	119	23,48	5,0681	94,8250	79,02	270 GIBERT, Philippe
15	112	22,17	5,0519	94,5205	78,77	184 TARRADE, Alain
16	116	22,98	5,0479	94,4456	78,70	101 GRASSO, Bruno
17	104	20,98	4,9571	92,7474	77,29	70 PITOT-AIMARETTI, Christophe
18	115	23,34	4,9272	92,1872	76,82	196 GATEAU, Thomas
19	116	23,97	4,8394	90,5449	75,45	18 HOREJSI, Lenka
20	115	23,84	4,8238	90,2538	75,21	135 LOPEZ, Christophe
21	117	24,35	4,8049	89,9002	74,92	225 DAZZI, Georges
22	118	24,67	4,7831	89,4925	74,58	220 BIZOUARN, Eric
23	116	24,37	4,7600	89,0587	74,22	187 BAILLET, Valentin
24	117	25,65	4,5614	85,3439	71,12	128 FAMILIARI, Antonio
25	116	25,69	4,5154	84,4827	70,40	285 DESAUGERE, Jean-François
26	115	25,69	4,4764	83,7544	69,80	209 LELEU, Christian
27	119	26,66	4,4636	83,5143	69,60	49 DEFGNEE, Alphonse
28	119	27,01	4,4058	82,4321	68,69	320 BOUCHOUCHA, Marc
29	114	26,34	4,3280	80,9772	67,48	126 DEVILLE, Jacques
30	117	27,24	4,2952	80,3623	66,97	293 TACKENS, Philippe
31	118	27,51	4,2893	80,2537	66,88	218 ASTORG, Gérard
32	111	25,93	4,2808	80,0929	66,74	104 OGANESSIAN, Sarkis
33	115	27,34	4,2063	78,6997	65,58	182 PENALVA-PASQUET, Pierre-Jean
34	115	27,48	4,1849	78,2988	65,25	266 CANETTA, Irene
35	118	28,85	4,0901	76,5262	63,77	295 LAUREMBOURLE, Jacques
36	117	28,74	4,0710	76,1681	63,47	322 RIGAUDY, Cédric
37	109	26,93	4,0475	75,7293	63,11	43 ZANARDI, Annamaria
38	116	28,86	4,0194	75,2030	62,67	271 HUTTNER, Eli
39	117	29,19	4,0082	74,9938	62,49	321 HAZAN, Albert
40	117	29,74	3,9341	73,6069	61,34	223 CORNUT, Pierre
41	116	29,82	3,8900	72,7820	60,65	50 GRANDGÉRARD, Hervé
42	114	29,35	3,8842	72,6726	60,56	127 DURIEZ, Jean-Paul
43	117	30,62	3,8210	71,4915	59,58	62 DAMIANO, Georges
44	117	30,79	3,7999	71,0968	59,25	110 JOURDE, Philippe
45	119	31,48	3,7802	70,7271	58,94	208 LAGACHE, Pierre
46	118	31,58	3,7365	69,9107	58,26	245 RUSSI, Paul

# OPEN -- Overall Stage Results

## French Nationals

Printed juin 24, 2012 at 17:58



### Stage 16 -- Bibendum's House

	<b>PTS</b>	<b>TIME</b>	<b>HIT FACTOR</b>	<b>STAGE POINTS</b>	<b>STAGE PERCENT</b>	<b>COMPETITOR # Name</b>
47	116	31,05	3,7359	69,8989	58,25	288 MEUNIER, Gerard
48	116	31,25	3,7120	69,4515	57,88	137 MIGLIACCIO, Gilles
49	119	32,49	3,6627	68,5285	57,11	230 GROS, Thierry
50	118	32,38	3,6442	68,1834	56,82	329 BALBO, René
51	111	31,12	3,5668	66,7355	55,61	167 SALLET, Gauthier
52	119	33,65	3,5364	66,1661	55,14	150 SALOMON, Jean-Francis
53	117	33,30	3,5135	65,7378	54,78	304 PITOT-AIMARETTI, Robert
54	117	34,01	3,4402	64,3655	53,64	211 MARCE, Pierre
55	111	32,46	3,4196	63,9806	53,32	114 NOEL, Francis
56	102	30,34	3,3619	62,9011	52,42	40 TISSINGH, Klaas
57	109	33,21	3,2821	61,4089	51,17	57 RANDAXHE, Patrick
58	114	35,95	3,1711	59,3307	49,44	37 PETTENATI, Simonetta
59	116	37,19	3,1191	58,3587	48,63	133 HRELJA, Brice
60	83	26,92	3,0832	57,6869	48,07	222 CECOT, Christian
61	116	39,02	2,9728	55,6217	46,35	130 GONZALEZ, Louis
62	115	39,69	2,8975	54,2114	45,18	214 PANE, Bernard
63	119	41,68	2,8551	53,4187	44,52	170 BUFFARD, François
64	86	30,79	2,7931	52,2592	43,55	58 ULMANN, Josef
65	110	39,66	2,7736	51,8936	43,24	81 CABLE, Nathalie
66	116	43,56	2,6630	49,8246	41,52	240 NOWAK, Hubert
67	115	45,03	2,5539	47,7826	39,82	233 MILLOT, Patrick
68	113	45,30	2,4945	46,6717	38,89	244 RUSSI, Bernard
69	114	47,71	2,3894	44,7064	37,26	129 GONZALEZ, Amédée
70	100	43,77	2,2847	42,7462	35,62	36 PATTIMUKAIJ, Nonna
71	113	65,93	1,7139	32,0678	26,72	173 ETOURNEAU, Helene
72	0	0,00	0,0000	0,0000	0,00	316 YING, Chittackak
73	0	0,00	0,0000	0,0000	0,00	299 WOLAN, Joseph

# STANDARD -- Overall Stage Results

## French Nationals

Printed juin 24, 2012 at 17:58



### Stage 16 -- Bibendum's House

	PTS	TIME	HIT FACTOR	STAGE POINTS	STAGE PERCENT	COMPETITOR # Name
1	115	20,46	5,6207	120,0000	100,00	272 JAIME, Juan-Carlos
2	116	21,45	5,4079	115,4569	96,21	260 POIRET, Jerome
3	114	21,57	5,2851	112,8350	94,03	323 TESTA, Eddy
4	117	22,33	5,2396	111,8629	93,22	273 JENSEN, Ralf
5	117	22,80	5,1316	109,5570	91,30	149 PODLESKA, R
6	115	23,16	4,9655	106,0104	88,34	275 MIDGLEY, Gregory
7	115	23,18	4,9612	105,9189	88,27	250 BEAUNIER, Francois
8	114	23,21	4,9117	104,8622	87,39	278 PESCE, Fabricio
9	117	24,05	4,8649	103,8627	86,55	255 GUILLAUME, Bertrand
10	113	23,32	4,8456	103,4520	86,21	251 BOIT, Julien
11	113	23,51	4,8065	102,6159	85,51	111 LAPEYRE, Franck
12	110	23,59	4,6630	99,5529	82,96	264 VIAUD, Julien
13	116	24,91	4,6568	99,4199	82,85	256 LACROIX, Christian
14	107	23,77	4,5015	96,1045	80,09	262 PRIEUR, Grégory
15	116	26,63	4,3560	92,9985	77,50	74 VANDENABEELLE, Mathieu
16	114	26,54	4,2954	91,7050	76,42	227 DESTREBECQ, Marian
17	117	27,74	4,2177	90,0468	75,04	298 RACLOT, Gérard
18	116	27,74	4,1817	89,2772	74,40	252 CARRIER, Philippe
19	116	27,97	4,1473	88,5431	73,79	261 POLF, Romain
20	109	26,43	4,1241	88,0478	73,37	60 COLOMBINI, Jean-Pierre
21	109	26,55	4,1055	87,6498	73,04	205 CLOT, Jean-Marc
22	111	27,22	4,0779	87,0610	72,55	159 FELT, Olivier
23	111	27,30	4,0659	86,8059	72,34	91 BERNE, Yannick
24	112	27,70	4,0433	86,3232	71,94	204 CARTOUX, David
25	112	28,23	3,9674	84,7025	70,59	73 VANDENABEELLE, Christian
26	109	27,80	3,9209	83,7087	69,76	224 DA-ROS, Philippe
27	113	29,13	3,8792	82,8184	69,02	228 FONDER, Anne Valérie
28	114	29,89	3,8140	81,4269	67,86	109 EVESQUE, Michel
29	100	26,58	3,7622	80,3219	66,93	59 CABLE, Xavier
30	112	29,96	3,7383	79,8115	66,51	213 MOURGUES, Jacques
31	116	31,04	3,7371	79,7858	66,49	257 MARTIN-PRIVAT, Pierre
32	117	31,74	3,6862	78,6988	65,58	280 DUMONT, José
33	116	31,67	3,6628	78,1986	65,17	64 GOIBEAULT, Pascal
34	114	32,00	3,5625	76,0578	63,38	180 NATALIZIO, Silvain
35	117	32,93	3,5530	75,8548	63,21	330 GOY, Philippe
36	104	29,61	3,5123	74,9867	62,49	221 BIZOUARN, Mireille
37	111	31,89	3,4807	74,3118	61,93	195 GATEAU, Philippe
38	112	32,19	3,4793	74,2824	61,90	300 COLLARD, Andre
39	95	27,92	3,4026	72,6436	60,54	254 GERARD, Joel
40	119	35,44	3,3578	71,6873	59,74	308 MANSCHING, Michel
41	112	33,40	3,3533	71,5914	59,66	212 MORIN, Patrick
42	105	31,59	3,3238	70,9625	59,14	162 HOUPERT, Emmanuel
43	110	34,26	3,2107	68,5479	57,12	35 ORLANDINI, Alberto
44	110	34,41	3,1967	68,2491	56,87	119 TRUONG-VINH-TONG, Andre
45	101	31,94	3,1622	67,5112	56,26	120 WEBER, Didier
46	118	39,94	2,9544	63,0758	52,56	124 CAUDAL, Loic



# STANDARD -- Overall Stage Results

## French Nationals

Printed juin 24, 2012 at 17:58



### Stage 16 -- Bibendum's House

	<b>PTS</b>	<b>TIME</b>	<b>HIT FACTOR</b>	<b>STAGE POINTS</b>	<b>STAGE PERCENT</b>	<b>COMPETITOR # Name</b>
47	112	38,20	2,9319	62,5956	52,16	238 MACHET, Christophe
48	118	40,32	2,9266	62,4814	52,07	319 ROSSIGNOL, Bernard
49	114	38,98	2,9246	62,4384	52,03	169 VALLE, Thierry
50	111	38,94	2,8505	60,8578	50,71	166 PEROT, Gérard
51	98	35,13	2,7896	59,5576	49,63	154 ANGLADE, Jean-Paul
52	114	41,56	2,7430	58,5623	48,80	286 DU-BOISROUVRAY, Fabrice
53	108	42,74	2,5269	53,9484	44,96	158 FELT, Baptiste
54	108	44,27	2,4396	52,0839	43,40	88 PERROT, Manuela
55	80	47,66	1,6786	35,8365	29,86	92 BRIDE, Martial
56	0	0,00	0,0000	0,0000	0,00	296 MULLER, Jean-Paul

# PRODUCTION -- Overall Stage Results

## French Nationals

Printed juin 24, 2012 at 17:58



### Stage 16 -- Bibendum's House

	PTS	TIME	HIT FACTOR	STAGE POINTS	STAGE PERCENT	COMPETITOR # Name
1	118	19,73	5,9807	120,0000	100,00	7 GRAUFFEL, Eric
2	116	20,45	5,6724	113,8128	94,84	27 VYSNY, Marian
3	120	21,55	5,5684	111,7276	93,11	28 ZAPLETAL, Miroslav
4	114	21,58	5,2827	105,9936	88,33	22 LIEHNE, Zdenek
5	114	21,79	5,2318	104,9721	87,48	8 GUICHARD, Louis
6	120	23,79	5,0441	101,2076	84,34	15 GARCIA, Franck
7	112	22,34	5,0134	100,5915	83,83	6 DE-CHESSÉ, Laurent
8	116	23,29	4,9807	99,9344	83,28	11 QUERTINIER, Stephane
9	108	21,69	4,9793	99,9058	83,25	3 CARRIE, Stéphane
10	108	21,77	4,9610	99,5386	82,95	9 LAVERGNE, Mathieu
11	114	23,02	4,9522	99,3633	82,80	326 BUENAVENTURA, Darias-Medina
12	108	22,36	4,8301	96,9122	80,76	38 SCHRANER, Remo
13	112	23,37	4,7925	96,1580	80,13	19 HRNCIARIK, Andrej
14	99	20,73	4,7757	95,8213	79,85	14 DE-COBOS, Eduardo
15	100	21,04	4,7529	95,3631	79,47	26 SEBO, Robin
16	114	24,48	4,6569	93,4372	77,86	13 VEZIAT, Pierre
17	112	24,23	4,6224	92,7451	77,29	328 PEREZ-BAZ, Jose-Vicente
18	110	23,87	4,6083	92,4627	77,05	4 CLIN, Robert
19	104	22,69	4,5835	91,9656	76,64	5 DAGUENEL, Laëtitia
20	112	24,44	4,5827	91,9482	76,62	327 IBANEZ-CHAROLA, Gorka
21	112	24,49	4,5733	91,7605	76,47	2 BACULARD, Patrick
22	108	23,64	4,5685	91,6648	76,39	1 ALTUNA, Denis
23	114	25,03	4,5545	91,3840	76,15	312 PICHENOT, Christophe
24	118	26,25	4,4952	90,1943	75,16	253 CASSIGNAC, Jean-Paul
25	110	24,56	4,4788	89,8650	74,89	46 BETTERMANN, Heribert
26	116	26,42	4,3906	88,0950	73,41	94 BURGADA, Laurent
27	114	25,97	4,3897	88,0763	73,40	31 DONOT, Marc
28	116	26,89	4,3139	86,5553	72,13	79 BOUCAUT, Jean-Louis
29	110	26,34	4,1762	83,7921	69,83	34 MONTRUCCHIO, Davide
30	110	26,67	4,1245	82,7553	68,96	107 CARDOT, Thierry
31	114	27,65	4,1230	82,7249	68,94	241 PICARD, Nicolas
32	76	18,65	4,0751	81,7638	68,14	302 FACON, Laurent
33	116	28,59	4,0574	81,4086	67,84	263 VIAUD, Jean-Michel
34	116	28,63	4,0517	81,2948	67,75	258 MERCHICA, Philippe
35	108	26,92	4,0119	80,4961	67,08	82 DEITHRICH, Kurt
36	110	27,71	3,9697	79,6494	66,37	97 CLAIRE, Olivier
37	116	29,38	3,9483	79,2196	66,02	148 NASSO, Michel
38	110	27,98	3,9314	78,8808	65,73	142 BRUTTO, Fabrice
39	112	28,55	3,9229	78,7115	65,59	191 CHAUME, Thierry
40	114	29,09	3,9189	78,6299	65,52	131 GOUGIS, Christophe
41	114	29,65	3,8449	77,1448	64,29	90 VERGERA, José
42	104	27,15	3,8306	76,8581	64,05	12 SAGON, Aurelien
43	120	31,41	3,8204	76,6549	63,88	56 PLATEUS, Raymond
44	104	27,37	3,7998	76,2403	63,53	132 GOUGIS, Rémi
45	116	30,56	3,7958	76,1607	63,47	153 UJEVIC, Christophe
46	106	28,13	3,7682	75,6071	63,01	200 LAMOUREUX, Nicolas

# PRODUCTION -- Overall Stage Results

## French Nationals

Printed juin 24, 2012 at 17:58



### Stage 16 -- Bibendum's House

	PTS	TIME	HIT FACTOR	STAGE POINTS	STAGE PERCENT	COMPETITOR # Name
47	116	30,84	3,7613	75,4692	62,89	174 FARKAS, Jean
48	102	27,31	3,7349	74,9385	62,45	219 BERGAMASCO, Nicolas
49	104	28,00	3,7143	74,5249	62,10	39 THOMPSON, David
50	116	31,27	3,7096	74,4314	62,03	44 BACQ, Philippe
51	106	28,59	3,7076	74,3906	61,99	121 WELTER, Tony
52	106	28,60	3,7063	74,3646	61,97	76 AMARO, Dominique
53	116	31,50	3,6825	73,8880	61,57	145 ITCAL, Philippe
54	114	31,16	3,6585	73,4064	61,17	279 BIANCHI, Olivier
55	116	31,77	3,6512	73,2600	61,05	247 SEGUIN, Gaetan
56	112	30,68	3,6506	73,2468	61,04	83 JAMAULT, Vincent
57	116	31,83	3,6444	73,1219	60,93	98 DABEK, Pierre-Emmanuel
58	118	32,53	3,6274	72,7821	60,65	190 CARBONELL, Jean-François
59	110	30,33	3,6268	72,7690	60,64	86 MEUNIER, Pierre
60	112	30,93	3,6211	72,6548	60,55	89 SAUTEL, Philippe
61	112	31,13	3,5978	72,1880	60,16	172 COUPE, Laurent
62	110	30,60	3,5948	72,1269	60,11	102 MEYER, Jonathan
63	108	30,07	3,5916	72,0637	60,05	147 LYGINOS, Kyriakos
64	110	30,66	3,5877	71,9858	59,99	47 CHERNOGOROV, Alexander
65	112	31,40	3,5669	71,5673	59,64	53 LERETRIF, Nicolas
66	112	31,41	3,5657	71,5445	59,62	246 SCHMITT, David
67	106	29,76	3,5618	71,4660	59,55	95 BURGADA, Luc
68	116	32,77	3,5398	71,0245	59,19	33 LAMBRECHTS, Alain
69	114	32,21	3,5393	71,0134	59,18	140 BEDROSSIAN, Marc
70	106	30,00	3,5333	70,8942	59,08	96 BUSSER, Alain
71	116	32,94	3,5216	70,6579	58,88	134 LATREILLE, Philippe
72	105	30,05	3,4942	70,1086	58,42	138 AIRIEAU, Matthieu
73	114	32,69	3,4873	69,9707	58,31	310 RANGOLE, Herve
74	114	32,86	3,4693	69,6087	58,01	116 RUFFIOT, Christian
75	116	33,48	3,4648	69,5182	57,93	179 NATALIZIO, Robert
76	102	29,56	3,4506	69,2344	57,70	105 POLO, Bruno
77	110	32,25	3,4109	68,4367	57,03	63 GILANT, Christophe
78	112	32,97	3,3970	68,1593	56,80	313 SANCEAU, Thierry
79	90	26,55	3,3898	68,0149	56,68	25 REICH, Rolf-Dieter
80	116	34,73	3,3401	67,0162	55,85	314 GUILMART, Nicolas
81	108	32,56	3,3170	66,5527	55,46	181 NOYRIGAT, Michel
82	114	34,58	3,2967	66,1464	55,12	291 GIACOMETTI, Christian
83	118	35,83	3,2933	66,0787	55,07	303 LACAZE, Christophe
84	102	30,98	3,2924	66,0610	55,05	139 BALLIERE, Guillaume
85	114	34,86	3,2702	65,6151	54,68	242 PLAIT, Antoine
86	118	36,22	3,2579	65,3672	54,47	66 LACHIVER, Erwan
87	114	35,03	3,2544	65,2967	54,41	185 TEISSIER, Philippe
88	116	35,83	3,2375	64,9587	54,13	331 NOZIERES, Sebastien
89	116	36,06	3,2169	64,5444	53,79	144 HUMILIER, Nicolas
90	104	32,37	3,2129	64,4640	53,72	77 BARBIER, Christophe
91	114	35,80	3,1844	63,8922	53,24	160 HAUSER, Lionel
92	112	35,34	3,1692	63,5884	52,99	123 BIZET, Mathias

# PRODUCTION -- Overall Stage Results

## French Nationals

Printed juin 24, 2012 at 17:58




### Stage 16 -- Bibendum's House

	PTS	TIME	HIT FACTOR	STAGE POINTS	STAGE PERCENT	COMPETITOR # Name
93	97	30,73	3,1565	63,3338	52,78	61 CROUZET, Stephane
94	114	36,40	3,1319	62,8391	52,37	189 BRUSON, Laurent
95	110	35,21	3,1241	62,6835	52,24	192 CHAUVET, Jean-Marc
96	114	36,74	3,1029	62,2575	51,88	141 BOUTIN, Hervé
97	108	35,01	3,0848	61,8953	51,58	311 TREUSSARD, Francois
98	112	36,70	3,0518	61,2320	51,03	75 ALEXANDRE, Jean-Marc
99	102	33,45	3,0493	61,1829	50,99	297 NYCZ, Margaux
100	104	34,19	3,0418	61,0324	50,86	215 PAYRAULT, Christian
101	100	32,90	3,0395	60,9860	50,82	231 LAUNAY, Virginie
102	108	35,58	3,0354	60,9038	50,75	292 GRAUFFEL, Gérard
103	110	36,25	3,0345	60,8851	50,74	306 HAGE, Bruno
104	118	39,96	2,9530	59,2492	49,37	69 PASERO, Damien
105	106	35,93	2,9502	59,1936	49,33	315 POTHEE, Geoffroy
106	110	37,41	2,9404	58,9972	49,16	203 ARTAL, Audrey
107	116	39,58	2,9308	58,8042	49,00	289 FILLATRE, David
108	116	39,75	2,9182	58,5527	48,79	113 MOINE, Christian
109	104	35,86	2,9002	58,1901	48,49	84 MANT, Alexandra
110	106	36,58	2,8978	58,1418	48,45	155 BOLOU, Christophe
111	101	35,96	2,8087	56,3544	46,96	87 PELLETIER, Guillaume
112	102	36,77	2,7740	55,6587	46,38	112 MAION, Jacques
113	120	43,27	2,7733	55,6443	46,37	55 NEVEU, Gaylord
114	108	39,03	2,7671	55,5203	46,27	78 BARILLEAU, Magalie
115	104	37,63	2,7638	55,4530	46,21	143 CLEMENT, Aurélie
116	116	42,87	2,7059	54,2914	45,24	163 LAPP, Pascal
117	112	41,68	2,6871	53,9159	44,93	226 DELDO, Nicolas
118	89	33,16	2,6840	53,8520	44,88	122 WOHNER, Jean-Philippe
119	112	42,02	2,6654	53,4796	44,57	100 FRICOU, Eric-Olivier
120	100	38,11	2,6240	52,6487	43,87	80 BOUMARD, Jacky
121	100	38,32	2,6096	52,3601	43,63	152 TOURNIER, Francois-Marie
122	114	43,84	2,6004	52,1748	43,48	177 JOUANNE, Rene
123	106	41,39	2,5610	51,3850	42,82	42 VERITE, Isabelle
124	112	44,54	2,5146	50,4538	42,04	103 MONTURY, Robert
125	91	36,89	2,4668	49,4947	41,25	243 RIOU, Sylvain
126	98	39,85	2,4592	49,3428	41,12	301 DELABRE, Philippe
127	112	48,09	2,3290	46,7293	38,94	118 SOURRY, Thierry
128	97	41,95	2,3123	46,3945	38,66	188 BEAUVILLIERS, Anne
129	118	52,33	2,2549	45,2436	37,70	290 FREDEZ, Jean-Maurice
130	74	33,03	2,2404	44,9520	37,46	51 KAHIL, Si-Mohamed
131	94	45,43	2,0691	41,5156	34,60	210 LESAINE, Claudine
132	101	54,44	1,8553	37,2246	31,02	115 RORIVE, Jacky
133	96	53,04	1,8100	36,3157	30,26	216 PLOQUIN, Jocelyne
134	85	53,27	1,5956	32,0157	26,68	236 FRANCHESCHI, David
135	50	37,20	1,3441	26,9683	22,47	106 ROSSI, Benvenuto
136	0	16,07	0,0000	0,0000	0,00	10 MELEY, Philippe
137	0	0,00	0,0000	0,0000	0,00	317 DECARPIGNIES, Pascal

# CLASSIC -- Overall Stage Results

## French Nationals

Printed juin 24, 2012 at 17:58




### Stage 16 -- Bibendum's House

	<b>PTS</b>	<b>TIME</b>	<b>HIT FACTOR</b>	<b>STAGE POINTS</b>	<b>STAGE PERCENT</b>	<b>COMPETITOR # Name</b>
1	116	25,75	4,5049	120,0000	100,00	309 PERROT, Laurent
2	113	32,10	3,5202	93,7722	78,14	85 MANT, Patrick
3	115	33,50	3,4328	91,4436	76,20	30 DELLA-VALLE, Luigi
4	110	34,66	3,1737	84,5405	70,45	68 MAILLOT, Julien
5	114	38,96	2,9261	77,9447	64,95	171 CABELGUEN, Pierre
6	113	38,69	2,9207	77,8001	64,83	117 SANGUINETTI, Rodolphe
7	112	38,78	2,8881	76,9327	64,11	93 BUREL, François
8	110	39,35	2,7954	74,4644	62,05	125 DAGUENEL, Didier
9	117	44,41	2,6345	70,1787	58,48	307 LICHTLE, Éric
10	102	63,86	1,5972	42,5473	35,46	318 GOUSSE, Jean-Rene

# REVOLVER (STANDARD) -- Overall Stage Results

## French Nationals

Printed juin 24, 2012 at 17:58



### Stage 16 -- Bibendum's House

	<b>PTS</b>	<b>TIME</b>	<b>HIT FACTOR</b>	<b>STAGE POINTS</b>	<b>STAGE PERCENT</b>	<b>COMPETITOR # Name</b>
1	116	33,96	3,4158	120,0000	100,00	235 DODANE, Erick
2	118	35,72	3,3035	116,0544	96,71	20 ITANI, MARWAN
3	119	36,44	3,2656	114,7254	95,60	165 LASSORT, Christophe
4	98	34,74	2,8210	99,1031	82,59	186 BAILLET, Jean-françois
5	116	42,47	2,7313	95,9548	79,96	178 LANET, Luc
6	118	46,13	2,5580	89,8648	74,89	248 SIMON, Bernard
7	116	48,74	2,3800	83,6110	69,68	198 JOBARD, Philippe
8	108	63,91	1,6899	59,3671	49,47	207 HOCQUET, SERGE
9	110	65,80	1,6717	58,7297	48,94	294 BIZET, Sandrine
10	110	77,80	1,4139	49,6711	41,39	157 DESROCHES, Jocelyne

# OPEN -- Overall Stage Results

## French Nationals

Printed juin 24, 2012 at 17:58



### Stage 17 -- Don't Forget the Suitcase

	PTS	TIME	HIT FACTOR	STAGE POINTS	STAGE PERCENT	COMPETITOR # Name
1	140	20,50	6,8293	160,0000	100,00	274 KIRSCH, Saul
2	153	23,79	6,4313	150,6755	94,17	21 KAMENICEK, Martin
3	143	22,46	6,3669	149,1668	93,23	269 DEVILLE, Remy
4	137	22,17	6,1795	144,7774	90,49	276 OBRIOT, Emile
5	155	25,37	6,1096	143,1387	89,46	54 MEIER, Dominic
6	153	25,12	6,0908	142,6979	89,19	41 TODARO, Giuseppe
7	150	25,35	5,9172	138,6306	86,64	267 DA-COSTA, Patrice
8	147	25,37	5,7942	135,7509	84,84	277 OBRIOT, Thierry
9	150	26,00	5,7692	135,1648	84,48	184 TARRADE, Alain
10	154	26,79	5,7484	134,6771	84,17	239 MONTARGOT, Renaud
11	156	27,49	5,6748	132,9522	83,10	266 CANETTA, Irene
12	146	26,13	5,5874	130,9059	81,82	67 LOORE, Frederic
13	152	27,58	5,5112	129,1205	80,70	270 GIBERT, Philippe
14	129	24,17	5,3372	125,0428	78,15	70 PITOT-AIMARETTI, Christophe
15	146	27,44	5,3207	124,6564	77,91	101 GRASSO, Bruno
16	143	27,27	5,2439	122,8561	76,79	332 DESAGNEAUX, Jean-Luc
17	154	30,00	5,1333	120,2667	75,17	225 DAZZI, Georges
18	147	28,70	5,1220	120,0000	75,00	18 HOREJSI, Lenka
19	148	29,00	5,1034	119,5665	74,73	135 LOPEZ, Christophe
20	154	30,99	4,9693	116,4247	72,77	187 BAILLET, Valentin
21	148	30,03	4,9284	115,4655	72,17	222 CECOT, Christian
22	150	30,49	4,9196	115,2603	72,04	48 CLAUSEN, Torsten
23	135	27,65	4,8825	114,3890	71,49	62 DAMIANO, Georges
24	142	29,73	4,7763	111,9024	69,94	322 RIGAUDY, Cédric
25	146	30,79	4,7418	111,0936	69,43	43 ZANARDI, Annamaria
26	138	29,15	4,7341	110,9140	69,32	104 OGANESSIAN, Sarkis
27	151	32,06	4,7099	110,3467	68,97	49 DEFGNEE, Alphonse
28	154	33,02	4,6638	109,2671	68,29	295 LAUREMBOURLE, Jacques
29	147	32,06	4,5852	107,4236	67,14	220 BIZOUARN, Eric
30	155	34,06	4,5508	106,6186	66,64	320 BOUCHOUCHA, Marc
31	141	31,20	4,5192	105,8791	66,17	182 PENALVA-PASQUET, Pierre-Jean
32	155	34,78	4,4566	104,4114	65,26	288 MEUNIER, Gerard
33	152	35,00	4,3429	101,7469	63,59	133 HRELJA, Brice
34	150	34,90	4,2980	100,6959	62,93	37 PETTENATI, Simonetta
35	144	33,65	4,2793	100,2590	62,66	71 RENOUX, Gilles
36	149	34,91	4,2681	99,9959	62,50	128 FAMILIARI, Antonio
37	152	35,87	4,2375	99,2791	62,05	137 MIGLIACCIO, Gilles
38	148	36,13	4,0963	95,9709	59,98	40 TISSINGH, Klaas
39	141	34,48	4,0893	95,8071	59,88	196 GATEAU, Thomas
40	134	34,06	3,9342	92,1735	57,61	209 LELEU, Christian
41	154	39,77	3,8723	90,7216	56,70	293 TACKENS, Philippe
42	149	38,48	3,8721	90,7187	56,70	167 SALLET, Gauthier
43	155	40,04	3,8711	90,6950	56,68	285 DESAUGERE, Jean-François
44	143	37,47	3,8164	89,4125	55,88	110 JOURDE, Philippe
45	148	39,79	3,7195	87,1432	54,46	208 LAGACHE, Pierre
46	148	40,30	3,6725	86,0404	53,78	329 BALBO, René

# OPEN -- Overall Stage Results

## French Nationals

Printed juin 24, 2012 at 17:58



### Stage 17 -- Don't Forget the Suitcase

	<b>PTS</b>	<b>TIME</b>	<b>HIT FACTOR</b>	<b>STAGE POINTS</b>	<b>STAGE PERCENT</b>	<b>COMPETITOR # Name</b>
47	141	38,51	3,6614	85,7811	53,61	271 HUTTNER, Eli
48	143	39,10	3,6573	85,6851	53,55	127 DURIEZ, Jean-Paul
49	111	30,62	3,6251	84,9305	53,08	126 DEVILLE, Jacques
50	129	35,77	3,6064	84,4922	52,81	218 ASTORG, Gérard
51	142	40,97	3,4660	81,2023	50,75	81 CABLE, Nathalie
52	125	37,03	3,3756	79,0864	49,43	114 NOEL, Francis
53	144	43,92	3,2787	76,8150	48,01	321 HAZAN, Albert
54	143	43,90	3,2574	76,3163	47,70	211 MARCE, Pierre
55	151	46,36	3,2571	76,3096	47,69	170 BUFFARD, François
56	109	34,13	3,1937	74,8232	46,76	50 GRANDGÉRARD, Hervé
57	127	40,40	3,1436	73,6492	46,03	230 GROS, Thierry
58	147	47,80	3,0753	72,0502	45,03	304 PITOT-AIMARETTI, Robert
59	153	50,13	3,0521	71,5055	44,69	150 SALOMON, Jean-Francis
60	148	49,75	2,9749	69,6971	43,56	214 PANE, Bernard
61	152	53,06	2,8647	67,1154	41,95	58 ULMANN, Josef
62	137	48,88	2,8028	65,6652	41,04	130 GONZALEZ, Louis
63	99	35,89	2,7584	64,6260	40,39	57 RANDAXHE, Patrick
64	139	53,93	2,5774	60,3852	37,74	233 MILLOT, Patrick
65	137	55,53	2,4671	57,8014	36,13	223 CORNUT, Pierre
66	151	65,78	2,2955	53,7810	33,61	129 GONZALEZ, Amédée
67	117	60,85	1,9228	45,0475	28,15	244 RUSSI, Bernard
68	101	54,63	1,8488	43,3148	27,07	36 PATTIMUKAIJ, Nonna
69	135	88,79	1,5204	35,6218	22,26	173 ETOURNEAU, Helene
70	38	36,01	1,0553	24,7233	15,45	245 RUSSI, Paul
71	0	0,00	0,0000	0,0000	0,00	299 WOLAN, Joseph
72	0	24,86	0,0000	0,0000	0,00	240 NOWAK, Hubert
73	0	0,00	0,0000	0,0000	0,00	316 YING, Chittackak



# STANDARD -- Overall Stage Results

## French Nationals

Printed juin 24, 2012 at 17:58



### Stage 17 -- Don't Forget the Suitcase

	PTS	TIME	HIT FACTOR	STAGE POINTS	STAGE PERCENT	COMPETITOR # Name
1	153	24,50	6,2449	160,0000	100,00	273 JENSEN, Ralf
2	149	24,73	6,0251	154,3678	96,48	272 JAIME, Juan-Carlos
3	152	25,30	6,0079	153,9280	96,21	260 POIRET, Jerome
4	158	27,21	5,8067	148,7727	92,98	256 LACROIX, Christian
5	154	27,65	5,5696	142,6988	89,19	149 PODLESKA, R
6	148	26,66	5,5514	142,2316	88,89	251 BOIT, Julien
7	150	28,38	5,2854	135,4171	84,64	275 MIDGLEY, Gregory
8	147	29,04	5,0620	129,6927	81,06	264 VIAUD, Julien
9	132	26,24	5,0305	128,8857	80,55	255 GUILLAUME, Bertrand
10	154	32,60	4,7239	121,0313	75,64	91 BERNE, Yannick
11	153	32,39	4,7237	121,0250	75,64	224 DA-ROS, Philippe
12	151	32,41	4,6591	119,3693	74,61	159 FELT, Olivier
13	156	35,00	4,4571	114,1961	71,37	250 BEAUNIER, Francois
14	155	34,80	4,4540	114,1161	71,32	254 GERARD, Joel
15	151	34,44	4,3844	112,3333	70,21	298 RACLOT, Gérard
16	150	34,69	4,3240	110,7852	69,24	60 COLOMBINI, Jean-Pierre
17	155	35,87	4,3212	110,7121	69,20	204 CARTOUX, David
18	144	33,56	4,2908	109,9348	68,71	323 TESTA, Eddy
19	149	35,24	4,2281	108,3291	67,71	74 VANDENABEELLE, Mathieu
20	128	30,48	4,1995	107,5944	67,25	111 LAPEYRE, Franck
21	155	37,25	4,1611	106,6105	66,63	252 CARRIER, Philippe
22	148	36,33	4,0738	104,3737	65,23	257 MARTIN-PRIVAT, Pierre
23	146	36,82	3,9652	101,5930	63,50	330 GOY, Philippe
24	119	30,74	3,8712	99,1831	61,99	278 PESCE, Fabricio
25	146	38,53	3,7893	97,0842	60,68	162 HOUPERT, Emmanuel
26	144	38,17	3,7726	96,6574	60,41	73 VANDENABEELLE, Christian
27	154	40,88	3,7671	96,5171	60,32	119 TRUONG-VINH-TONG, Andre
28	134	35,77	3,7462	95,9799	59,99	228 FONDER, Anne Valérie
29	151	40,58	3,7210	95,3366	59,59	120 WEBER, Didier
30	144	39,22	3,6716	94,0697	58,79	109 EVESQUE, Michel
31	116	32,17	3,6058	92,3850	57,74	227 DESTREBECQ, Marian
32	111	33,03	3,3606	86,1012	53,81	59 CABLE, Xavier
33	150	44,70	3,3557	85,9762	53,74	262 PRIEUR, Grégory
34	119	35,61	3,3418	85,6189	53,51	64 GOIBEAULT, Pascal
35	133	40,29	3,3011	84,5764	52,86	35 ORLANDINI, Alberto
36	148	46,17	3,2055	82,1290	51,33	169 VALLE, Thierry
37	154	48,19	3,1957	81,8763	51,17	308 MANSCHING, Michel
38	139	44,09	3,1526	80,7736	50,48	166 PEROT, Gérard
39	129	41,37	3,1182	79,8912	49,93	195 GATEAU, Philippe
40	152	49,23	3,0875	79,1058	49,44	238 MACHET, Christophe
41	147	48,02	3,0612	78,4314	49,02	261 POLF, Romain
42	103	33,94	3,0348	77,7535	48,60	205 CLOT, Jean-Marc
43	146	48,86	2,9881	76,5586	47,85	300 COLLARD, Andre
44	131	44,01	2,9766	76,2631	47,66	158 FELT, Baptiste
45	146	49,29	2,9621	75,8907	47,43	154 ANGLADE, Jean-Paul
46	139	47,33	2,9368	75,2442	47,03	213 MOURGUES, Jacques

# STANDARD -- Overall Stage Results

## French Nationals

Printed juin 24, 2012 at 17:58



### Stage 17 -- Don't Forget the Suitcase

	<b>PTS</b>	<b>TIME</b>	<b>HIT FACTOR</b>	<b>STAGE POINTS</b>	<b>STAGE PERCENT</b>	<b>COMPETITOR # Name</b>
47	144	50,49	2,8520	73,0721	45,67	280 DUMONT, José
48	108	38,90	2,7763	71,1326	44,46	221 BIZOUARN, Mireille
49	150	54,07	2,7742	71,0771	44,42	180 NATALIZIO, Silvain
50	113	46,30	2,4406	62,5305	39,08	319 ROSSIGNOL, Bernard
51	127	61,79	2,0553	52,6599	32,91	124 CAUDAL, Loic
52	84	40,90	2,0538	52,6200	32,89	212 MORIN, Patrick
53	98	48,45	2,0227	51,8235	32,39	88 PERROT, Manuela
54	139	72,54	1,9162	49,0944	30,68	92 BRIDE, Martial
55	99	58,74	1,6854	43,1813	26,99	286 DU-BOISROUVRAY, Fabrice
56	0	0,00	0,0000	0,0000	0,00	296 MULLER, Jean-Paul

# PRODUCTION -- Overall Stage Results

## French Nationals

Printed juin 24, 2012 at 17:58



### Stage 17 -- Don't Forget the Suitcase

	PTS	TIME	HIT FACTOR	STAGE POINTS	STAGE PERCENT	COMPETITOR # Name
1	154	23,08	6,6724	160,0000	100,00	7 GRAUFFEL, Eric
2	146	25,79	5,6611	135,7490	84,84	26 SEBO, Robin
3	146	25,94	5,6284	134,9640	84,35	22 LIEHNE, Zdenek
4	150	26,84	5,5887	134,0120	83,76	8 GUICHARD, Louis
5	148	27,21	5,4392	130,4272	81,52	328 PEREZ-BAZ, Jose-Vicente
6	150	28,45	5,2724	126,4282	79,02	28 ZAPLETAL, Miroslav
7	131	25,16	5,2067	124,8521	78,03	14 DE-COBOS, Eduardo
8	152	29,68	5,1213	122,8046	76,75	312 PICHENOT, Christophe
9	139	27,45	5,0638	121,4248	75,89	27 VYSNY, Marian
10	148	29,43	5,0289	120,5887	75,37	13 VEZIAT, Pierre
11	136	27,54	4,9383	118,4159	74,01	9 LAVERGNE, Mathieu
12	140	28,38	4,9331	118,2907	73,93	327 IBANEZ-CHAROLA, Gorka
13	146	30,13	4,8457	116,1954	72,62	15 GARCIA, Franck
14	138	28,69	4,8100	115,3410	72,09	38 SCHRANER, Remo
15	130	27,51	4,7256	113,3151	70,82	2 BACULARD, Patrick
16	138	29,35	4,7019	112,7473	70,47	34 MONTRUCCHIO, Davide
17	142	30,24	4,6958	112,6008	70,38	326 BUENAVENTURA, Darias-Medina
18	129	27,55	4,6824	112,2802	70,18	11 QUERTINIER, Stephane
19	136	29,07	4,6784	112,1835	70,11	19 HRNCIARIK, Andrej
20	130	27,94	4,6528	111,5712	69,73	3 CARRIE, Stéphane
21	144	31,01	4,6437	111,3514	69,59	4 CLIN, Robert
22	140	30,22	4,6327	111,0884	69,43	10 MELEY, Philippe
23	136	29,36	4,6322	111,0754	69,42	6 DE-CHESSÉ, Laurent
24	150	32,41	4,6282	110,9807	69,36	25 REICH, Rolf-Dieter
25	144	31,31	4,5992	110,2845	68,93	132 GOUGIS, Rémi
26	146	31,94	4,5711	109,6107	68,51	5 DAGUENEL, Laëtitia
27	140	31,12	4,4987	107,8757	67,42	1 ALTUNA, Denis
28	142	31,86	4,4570	106,8754	66,80	241 PICARD, Nicolas
29	146	33,14	4,4056	105,6417	66,03	94 BURGADA, Laurent
30	146	34,20	4,2690	102,3674	63,98	83 JAMAULT, Vincent
31	150	35,14	4,2686	102,3586	63,97	44 BACQ, Philippe
32	142	33,27	4,2681	102,3459	63,97	258 MERCHICA, Philippe
33	133	31,18	4,2656	102,2847	63,93	97 CLAIRE, Olivier
34	146	34,68	4,2099	100,9506	63,09	142 BRUTTO, Fabrice
35	142	33,87	4,1925	100,5329	62,83	253 CASSIGNAC, Jean-Paul
36	148	35,62	4,1550	99,6329	62,27	56 PLATEUS, Raymond
37	140	34,05	4,1116	98,5930	61,62	12 SAGON, Aurelien
38	146	35,53	4,1092	98,5355	61,58	46 BETTERMANN, Heribert
39	148	36,44	4,0615	97,3909	60,87	131 GOUGIS, Christophe
40	152	38,04	3,9958	95,8160	59,89	247 SEGUIN, Gaetan
41	154	38,63	3,9865	95,5941	59,75	90 VERGERA, José
42	144	37,00	3,8919	93,3245	58,33	86 MEUNIER, Pierre
43	148	38,06	3,8886	93,2455	58,28	263 VIAUD, Jean-Michel
44	134	34,50	3,8841	93,1367	58,21	148 NASSO, Michel
45	152	39,27	3,8706	92,8149	58,01	53 LERETRIF, Nicolas
46	144	37,43	3,8472	92,2524	57,66	139 BALLIERE, Guillaume

# PRODUCTION -- Overall Stage Results

## French Nationals

Printed juin 24, 2012 at 17:58



### Stage 17 -- Donn't Forget the Suitcase

PTS	TIME	HIT FACTOR	STAGE POINTS	STAGE PERCENT	COMPETITOR # Name
47	142	37,52	3,7846	90,7529	56,72 33 LAMBRECHTS, Alain
48	138	36,71	3,7592	90,1425	56,34 77 BARBIER, Christophe
49	154	41,29	3,7297	89,4357	55,90 172 COUPE, Laurent
50	152	41,00	3,7073	88,8986	55,56 96 BUSSER, Alain
51	146	39,42	3,7037	88,8119	55,51 153 UJEVIC, Christophe
52	144	39,10	3,6829	88,3122	55,20 134 LATREILLE, Philippe
53	127	34,65	3,6652	87,8892	54,93 31 DONOT, Marc
54	142	38,85	3,6551	87,6461	54,78 123 BIZET, Mathias
55	144	39,42	3,6530	87,5953	54,75 191 CHAUME, Thierry
56	142	38,92	3,6485	87,4884	54,68 79 BOUCAUT, Jean-Louis
57	142	39,03	3,6382	87,2419	54,53 82 DEITHRICH, Kurt
58	154	43,04	3,5781	85,7993	53,62 160 HAUSER, Lionel
59	140	39,17	3,5742	85,7057	53,57 105 POLO, Bruno
60	121	33,87	3,5725	85,6654	53,54 76 AMARO, Dominique
61	148	41,45	3,5706	85,6194	53,51 190 CARBONELL, Jean-François
62	154	43,14	3,5698	85,6004	53,50 313 SANCEAU, Thierry
63	146	41,29	3,5360	84,7897	52,99 279 BIANCHI, Olivier
64	140	39,94	3,5053	84,0533	52,53 310 RANGOLE, Herve
65	136	38,82	3,5033	84,0076	52,50 311 TREUSSARD, Francois
66	136	39,08	3,4800	83,4487	52,16 63 GILANT, Christophe
67	132	37,95	3,4783	83,4060	52,13 200 LAMOUREUX, Nicolas
68	140	40,82	3,4297	82,2413	51,40 291 GIACOMETTI, Christian
69	148	43,25	3,4220	82,0561	51,29 301 DELABRE, Philippe
70	146	42,68	3,4208	82,0283	51,27 141 BOUTIN, Hervé
71	146	42,96	3,3985	81,4936	50,93 75 ALEXANDRE, Jean-Marc
72	158	46,76	3,3790	81,0247	50,64 174 FARKAS, Jean
73	150	44,51	3,3700	80,8107	50,51 95 BURGADA, Luc
74	123	36,63	3,3579	80,5199	50,32 107 CARDOT, Thierry
75	152	45,39	3,3488	80,3005	50,19 243 RIOU, Sylvain
76	117	35,36	3,3088	79,3430	49,59 47 CHERNOGOROV, Alexander
77	146	44,13	3,3084	79,3330	49,58 116 RUFFIOT, Christian
78	133	40,23	3,3060	79,2751	49,55 246 SCHMITT, David
79	105	32,07	3,2741	78,5101	49,07 219 BERGAMASCO, Nicolas
80	148	45,27	3,2693	78,3946	49,00 242 PLAIT, Antoine
81	154	47,23	3,2606	78,1876	48,87 98 DABEK, Pierre-Emmanuel
82	133	40,91	3,2510	77,9574	48,72 39 THOMPSON, David
83	113	35,09	3,2203	77,2201	48,26 147 LYGINOS, Kyriakos
84	140	43,54	3,2154	77,1036	48,19 144 HUMILIER, Nicolas
85	138	43,42	3,1783	76,2122	47,63 121 WELTER, Tony
86	138	44,00	3,1364	75,2076	47,00 102 MEYER, Jonathan
87	144	46,41	3,1028	74,4022	46,50 189 BRUSON, Laurent
88	124	39,97	3,1023	74,3914	46,49 138 AIRIEAU, Matthieu
89	148	47,82	3,0949	74,2142	46,38 89 SAUTEL, Philippe
90	140	45,65	3,0668	73,5398	45,96 297 NYCZ, Margaux
91	144	47,61	3,0246	72,5269	45,33 113 MOINE, Christian
92	142	47,38	2,9970	71,8668	44,92 331 NOZIERES, Sebastien

# PRODUCTION -- Overall Stage Results

## French Nationals

Printed juin 24, 2012 at 17:58



### Stage 17 -- Donn't Forget the Suitcase

	PTS	TIME	HIT FACTOR	STAGE POINTS	STAGE PERCENT	COMPETITOR # Name
93	144	48,35	2,9783	71,4169	44,64	185 TEISSIER, Philippe
94	139	47,08	2,9524	70,7968	44,25	303 LACAZE, Christophe
95	150	51,34	2,9217	70,0601	43,79	292 GRAUFFEL, Gérard
96	144	49,64	2,9009	69,5610	43,48	181 NOYRIGAT, Michel
97	148	51,13	2,8946	69,4098	43,38	112 MAION, Jacques
98	146	50,74	2,8774	68,9982	43,12	203 ARTAL, Audrey
99	136	47,64	2,8547	68,4545	42,78	66 LACHIVER, Erwan
100	127	45,40	2,7974	67,0784	41,92	145 ITCAL, Philippe
101	104	37,23	2,7934	66,9847	41,87	140 BEDROSSIAN, Marc
102	130	46,68	2,7849	66,7802	41,74	215 PAYRAULT, Christian
103	146	53,24	2,7423	65,7582	41,10	106 ROSSI, Benvenuto
104	119	44,06	2,7009	64,7646	40,48	289 FILLATRE, David
105	127	47,85	2,6541	63,6439	39,78	69 PASERO, Damien
106	125	47,88	2,6107	62,6024	39,13	231 LAUNAY, Virginie
107	112	43,75	2,5600	61,3868	38,37	87 PELLETIER, Guillaume
108	123	48,96	2,5123	60,2419	37,65	290 FREDEZ, Jean-Maurice
109	154	62,70	2,4561	58,8963	36,81	118 SOURRY, Thierry
110	122	49,76	2,4518	58,7915	36,74	55 NEVEU, Gaylord
111	112	46,36	2,4159	57,9308	36,21	179 NATALIZIO, Robert
112	146	61,44	2,3763	56,9819	35,61	42 VERITE, Isabelle
113	110	47,15	2,3330	55,9430	34,96	163 LAPP, Pascal
114	114	48,94	2,3294	55,8568	34,91	155 BOLOU, Christophe
115	136	58,41	2,3284	55,8325	34,90	84 MANT, Alexandra
116	136	58,81	2,3125	55,4527	34,66	152 TOURNIER, Francois-Marie
117	124	55,62	2,2294	53,4596	33,41	78 BARILLEAU, Magalie
118	140	63,28	2,2124	53,0514	33,16	177 JOUANNE, Rene
119	109	50,18	2,1722	52,0872	32,55	51 KAHIL, Si-Mohamed
120	138	64,34	2,1449	51,4320	32,14	210 LESAINE, Claudine
121	82	38,91	2,1074	50,5345	31,58	315 POTHEE, Geoffroy
122	87	42,54	2,0451	49,0407	30,65	192 CHAUVET, Jean-Marc
123	129	63,15	2,0428	48,9837	30,61	236 FRANCHESCHI, David
124	106	52,19	2,0310	48,7028	30,44	103 MONTURY, Robert
125	142	70,95	2,0014	47,9922	30,00	314 GUILMART, Nicolas
126	146	75,07	1,9449	46,6360	29,15	61 CROUZET, Stephane
127	136	71,34	1,9064	45,7131	28,57	188 BEAUVILLIERS, Anne
128	98	52,05	1,8828	45,1482	28,22	306 HAGE, Bruno
129	96	53,82	1,7837	42,7723	26,73	122 WOHNER, Jean-Philippe
130	81	49,09	1,6500	39,5664	24,73	80 BOUMARD, Jacky
131	80	61,96	1,2912	30,9609	19,35	226 DELDO, Nicolas
132	114	88,42	1,2893	30,9164	19,32	216 PLOQUIN, Jocelyne
133	49	50,12	0,9777	23,4434	14,65	100 FRICOU, Eric-Olivier
134	44	52,71	0,8348	20,0168	12,51	143 CLEMENT, Aurélie
135	68	81,77	0,8316	19,9411	12,46	302 FACON, Laurent
136	32	92,70	0,3452	8,2776	5,17	115 RORIVE, Jacky
137	0	0,00	0,0000	0,0000	0,00	317 DECARPIGNIES, Pascal

# CLASSIC -- Overall Stage Results

## French Nationals

Printed juin 24, 2012 at 17:58




### Stage 17 -- Don't Forget the Suitcase

	<b>PTS</b>	<b>TIME</b>	<b>HIT FACTOR</b>	<b>STAGE POINTS</b>	<b>STAGE PERCENT</b>	<b>COMPETITOR # Name</b>
1	139	37,48	3,7086	160,0000	100,00	171 CABELGUEN, Pierre
2	141	40,06	3,5197	151,8493	94,91	85 MANT, Patrick
3	146	41,64	3,5062	151,2679	94,54	68 MAILLOT, Julien
4	115	33,65	3,4175	147,4408	92,15	309 PERROT, Laurent
5	154	50,72	3,0363	130,9924	81,87	307 LICHTLE, Éric
6	151	56,19	2,6873	115,9372	72,46	117 SANGUINETTI, Rodolphe
7	135	50,41	2,6780	115,5372	72,21	30 DELLA-VALLE, Luigi
8	96	43,04	2,2305	96,2285	60,14	125 DAGUENEL, Didier
9	110	51,01	2,1564	93,0341	58,15	93 BUREL, François
10	150	81,35	1,8439	79,5497	49,72	318 GOUSSE, Jean-Rene

# REVOLVER (STANDARD) -- Overall Stage Results

## French Nationals

Printed juin 24, 2012 at 17:58



### Stage 17 -- Don't Forget the Suitcase

	<b>PTS</b>	<b>TIME</b>	<b>HIT FACTOR</b>	<b>STAGE POINTS</b>	<b>STAGE PERCENT</b>	<b>COMPETITOR # Name</b>
1	150	39,91	3,7585	160,0000	100,00	20 ITANI, MARWAN
2	144	49,52	2,9079	123,7919	77,37	235 DODANE, Erick
3	150	52,78	2,8420	120,9852	75,62	186 BAILLET, Jean-françois
4	146	54,83	2,6628	113,3561	70,85	178 LANET, Luc
5	150	60,89	2,4635	104,8711	65,54	165 LASSORT, Christophe
6	141	65,53	2,1517	91,5987	57,25	248 SIMON, Bernard
7	147	69,72	2,1084	89,7574	56,10	207 HOCQUET, SERGE
8	160	80,06	1,9985	85,0775	53,17	294 BIZET, Sandrine
9	116	65,31	1,7761	75,6117	47,26	198 JOBARD, Philippe
10	32	79,52	0,4024	17,1311	10,71	157 DESROCHES, Jocelyne

# OPEN -- Overall Stage Results

## French Nationals

Printed juin 24, 2012 at 17:58



### Stage 18 -- Sleep Attitude

	PTS	TIME	HIT FACTOR	STAGE POINTS	STAGE PERCENT	COMPETITOR # Name
1	60	12,01	4,9958	60,0000	100,00	21 KAMENICEK, Martin
2	60	13,17	4,5558	54,7153	91,19	276 OBRIOT, Emile
3	59	13,07	4,5142	54,2150	90,36	274 KIRSCH, Saul
4	58	13,24	4,3807	52,6118	87,69	70 PITOT-AIMARETTI, Christophe
5	59	13,61	4,3350	52,0639	86,77	54 MEIER, Dominic
6	60	14,01	4,2827	51,4347	85,72	269 DEVILLE, Remy
7	60	14,04	4,2735	51,3248	85,54	332 DESAGNEAUX, Jean-Luc
8	58	13,67	4,2429	50,9568	84,93	277 OBRIOT, Thierry
9	59	13,92	4,2385	50,9045	84,84	41 TODARO, Giuseppe
10	60	14,36	4,1783	50,1811	83,64	267 DA-COSTA, Patrice
11	58	14,67	3,9536	47,4833	79,14	135 LOPEZ, Christophe
12	58	15,07	3,8487	46,2230	77,04	18 HOREJSI, Lenka
13	54	14,11	3,8271	45,9632	76,61	184 TARRADE, Alain
14	56	14,68	3,8147	45,8147	76,36	270 GIBERT, Philippe
15	59	15,50	3,8065	45,7155	76,19	225 DAZZI, Georges
16	60	15,83	3,7903	45,5212	75,87	71 RENOUX, Gilles
17	59	15,70	3,7580	45,1331	75,22	209 LELEU, Christian
18	54	14,59	3,7012	44,4510	74,08	187 BAILLET, Valentin
19	55	14,89	3,6938	44,3620	73,94	220 BIZOUARN, Eric
20	60	16,50	3,6364	43,6727	72,79	137 MIGLIACCIO, Gilles
21	60	16,62	3,6101	43,3574	72,26	133 HRELJA, Brice
22	59	16,80	3,5119	42,1780	70,30	322 RIGAUDY, Cédric
23	57	16,29	3,4991	42,0239	70,04	196 GATEAU, Thomas
24	60	17,27	3,4742	41,7255	69,54	43 ZANARDI, Annamaria
25	57	16,67	3,4193	41,0660	68,44	239 MONTARGOT, Renaud
26	60	17,61	3,4072	40,9199	68,20	233 MILLOT, Patrick
27	50	14,73	3,3944	40,7671	67,95	48 CLAUSEN, Torsten
28	60	17,72	3,3860	40,6659	67,78	104 OGANESSIAN, Sarkis
29	60	17,73	3,3841	40,6430	67,74	57 RANDAXHE, Patrick
30	58	17,16	3,3800	40,5932	67,66	320 BOUCHOUCHA, Marc
31	58	17,20	3,3721	40,4988	67,50	230 GROS, Thierry
32	56	16,80	3,3333	40,0333	66,72	126 DEVILLE, Jacques
33	58	17,46	3,3219	39,8958	66,49	167 SALLET, Gauthier
34	58	17,49	3,3162	39,8273	66,38	37 PETTENATI, Simonetta
35	57	17,25	3,3043	39,6852	66,14	222 CECOT, Christian
36	56	16,96	3,3019	39,6557	66,09	266 CANETTA, Irene
37	59	18,14	3,2525	39,0623	65,10	223 CORNUT, Pierre
38	58	17,87	3,2457	38,9804	64,97	271 HUTTNER, Eli
39	58	17,89	3,2420	38,9368	64,89	49 DEFGNEE, Alphonse
40	58	18,03	3,2169	38,6345	64,39	127 DURIEZ, Jean-Paul
41	60	18,74	3,2017	38,4525	64,09	295 LAUREMBOURLE, Jacques
42	47	14,74	3,1886	38,2951	63,83	67 LOORE, Frederic
43	60	18,99	3,1596	37,9463	63,24	288 MEUNIER, Gerard
44	59	18,84	3,1316	37,6109	62,68	110 JOURDE, Philippe
45	60	19,25	3,1169	37,4338	62,39	285 DESAUGERE, Jean-François
46	59	19,28	3,0602	36,7526	61,25	50 GRANDGÉRARD, Hervé



# OPEN -- Overall Stage Results

## French Nationals

Printed juin 24, 2012 at 17:58



### Stage 18 -- Sleep Attitude

	PTS	TIME	HIT FACTOR	STAGE POINTS	STAGE PERCENT	COMPETITOR # Name
47	58	20,06	2,8913	34,7248	57,87	293 TACKENS, Philippe
48	59	20,95	2,8162	33,8229	56,37	245 RUSSI, Paul
49	59	21,45	2,7506	33,0345	55,06	304 PITOT-AIMARETTI, Robert
50	44	16,12	2,7295	32,7816	54,64	101 GRASSO, Bruno
51	44	16,29	2,7010	32,4395	54,07	182 PENALVA-PASQUET, Pierre-Jean
52	59	21,96	2,6867	32,2673	53,78	40 TISSINGH, Klaas
53	55	20,67	2,6609	31,9569	53,26	58 ULMANN, Josef
54	59	22,18	2,6601	31,9473	53,25	62 DAMIANO, Georges
55	59	22,22	2,6553	31,8897	53,15	244 RUSSI, Bernard
56	43	16,44	2,6156	31,4130	52,36	218 ASTORG, Gérard
57	59	23,54	2,5064	30,1015	50,17	214 PANE, Bernard
58	44	19,07	2,3073	27,7105	46,18	208 LAGACHE, Pierre
59	48	20,93	2,2934	27,5432	45,91	81 CABLE, Nathalie
60	48	21,12	2,2727	27,2955	45,49	211 MARCE, Pierre
61	44	19,53	2,2529	27,0579	45,10	329 BALBO, René
62	44	20,54	2,1422	25,7274	42,88	150 SALOMON, Jean-Francis
63	49	23,29	2,1039	25,2679	42,11	114 NOEL, Francis
64	59	30,50	1,9344	23,2325	38,72	36 PATTIMUKAIJ, Nonna
65	60	31,34	1,9145	22,9930	38,32	240 NOWAK, Hubert
66	59	31,87	1,8513	22,2338	37,06	129 GONZALEZ, Amédée
67	58	31,68	1,8308	21,9880	36,65	321 HAZAN, Albert
68	47	29,30	1,6041	19,2652	32,11	173 ETOURNEAU, Helene
69	20	13,87	1,4420	17,3180	28,86	128 FAMILIARI, Antonio
70	30	24,95	1,2024	14,4409	24,07	170 BUFFARD, François
71	20	20,87	0,9583	11,5093	19,18	130 GONZALEZ, Louis
72	0	0,00	0,0000	0,0000	0,00	316 YING, Chittackak
73	0	0,00	0,0000	0,0000	0,00	299 WOLAN, Joseph

# STANDARD -- Overall Stage Results

## French Nationals

Printed juin 24, 2012 at 17:58



### Stage 18 -- Sleep Attitude

	PTS	TIME	HIT FACTOR	STAGE POINTS	STAGE PERCENT	COMPETITOR # Name
1	60	12,79	4,6912	60,0000	100,00	251 BOIT, Julien
2	58	12,95	4,4788	57,2834	95,47	272 JAIME, Juan-Carlos
3	59	13,31	4,4328	56,6950	94,49	275 MIDGLEY, Gregory
4	60	13,86	4,3290	55,3680	92,28	256 LACROIX, Christian
5	57	13,92	4,0948	52,3728	87,29	74 VANDENABEELLE, Mathieu
6	55	14,40	3,8194	48,8507	81,42	262 PRIEUR, Grégory
7	60	15,92	3,7688	48,2035	80,34	298 RACLOT, Gérard
8	58	15,47	3,7492	47,9522	79,92	264 VIAUD, Julien
9	56	14,98	3,7383	47,8131	79,69	111 LAPEYRE, Franck
10	59	15,81	3,7318	47,7299	79,55	323 TESTA, Eddy
11	57	15,33	3,7182	47,5558	79,26	224 DA-ROS, Philippe
12	59	16,07	3,6714	46,9577	78,26	250 BEAUNIER, Francois
13	56	15,36	3,6458	46,6302	77,72	59 CABLE, Xavier
14	57	15,82	3,6030	46,0828	76,80	91 BERNE, Yannick
15	59	16,53	3,5693	45,6509	76,08	278 PESCE, Fabricio
16	58	16,27	3,5648	45,5943	75,99	252 CARRIER, Philippe
17	58	16,38	3,5409	45,2882	75,48	204 CARTOUX, David
18	48	14,05	3,4164	43,6954	72,83	255 GUILLAUME, Bertrand
19	59	17,35	3,4006	43,4934	72,49	330 GOY, Philippe
20	48	14,17	3,3874	43,3253	72,21	149 PODLESKA, R
21	56	16,68	3,3573	42,9400	71,57	205 CLOT, Jean-Marc
22	58	17,61	3,2936	42,1249	70,21	195 GATEAU, Philippe
23	45	13,68	3,2895	42,0724	70,12	260 POIRET, Jerome
24	57	17,46	3,2646	41,7543	69,59	162 HOUPERT, Emmanuel
25	59	18,61	3,1703	40,5486	67,58	60 COLOMBINI, Jean-Pierre
26	60	19,06	3,1480	40,2623	67,10	280 DUMONT, José
27	60	19,13	3,1364	40,1150	66,86	124 CAUDAL, Loic
28	58	18,61	3,1166	39,8614	66,44	261 POLF, Romain
29	59	19,18	3,0761	39,3436	65,57	213 MOURGUES, Jacques
30	56	18,23	3,0719	39,2891	65,48	35 ORLANDINI, Alberto
31	56	18,34	3,0534	39,0534	65,09	73 VANDENABEELLE, Christian
32	55	18,25	3,0137	38,5452	64,24	159 FELT, Olivier
33	58	19,37	2,9943	38,2974	63,83	64 GOIBEAULT, Pascal
34	57	19,35	2,9457	37,6760	62,79	180 NATALIZIO, Silvain
35	59	20,09	2,9368	37,5615	62,60	120 WEBER, Didier
36	57	19,63	2,9037	37,1386	61,90	300 COLLARD, Andre
37	49	16,90	2,8994	37,0834	61,81	254 GERARD, Joel
38	60	20,89	2,8722	36,7353	61,23	308 MANSCHING, Michel
39	60	20,95	2,8640	36,6301	61,05	286 DU-BOISROUVRAY, Fabrice
40	54	18,87	2,8617	36,6010	61,00	228 FONDER, Anne Valérie
41	58	20,45	2,8362	36,2748	60,46	257 MARTIN-PRIVAT, Pierre
42	58	20,57	2,8196	36,0632	60,11	221 BIZOUARN, Mireille
43	60	21,38	2,8064	35,8934	59,82	319 ROSSIGNOL, Bernard
44	59	22,47	2,6257	33,5830	55,97	212 MORIN, Patrick
45	45	17,72	2,5395	32,4802	54,13	109 EVESQUE, Michel
46	49	19,88	2,4648	31,5246	52,54	158 FELT, Baptiste

# STANDARD -- Overall Stage Results

## French Nationals

Printed juin 24, 2012 at 17:58



### Stage 18 -- Sleep Attitude

	<b>PTS</b>	<b>TIME</b>	<b>HIT FACTOR</b>	<b>STAGE POINTS</b>	<b>STAGE PERCENT</b>	<b>COMPETITOR # Name</b>
47	60	24,67	2,4321	31,1066	51,84	169 VALLE, Thierry
48	35	15,55	2,2508	28,7878	47,98	273 JENSEN, Ralf
49	60	27,60	2,1739	27,8043	46,34	92 BRIDE, Martial
50	47	22,04	2,1325	27,2745	45,46	154 ANGLADE, Jean-Paul
51	58	29,27	1,9816	25,3440	42,24	119 TRUONG-VINH-TONG, Andre
52	39	19,93	1,9568	25,0281	41,71	238 MACHET, Christophe
53	35	18,70	1,8717	23,9385	39,90	227 DESTREBECQ, Marian
54	48	34,99	1,3718	17,5456	29,24	88 PERROT, Manuela
55	19	23,62	0,8044	10,2883	17,15	166 PEROT, Gérard
56	0	0,00	0,0000	0,0000	0,00	296 MULLER, Jean-Paul

# PRODUCTION -- Overall Stage Results

## French Nationals

Printed juin 24, 2012 at 17:58



### Stage 18 -- Sleep Attitude

	PTS	TIME	HIT FACTOR	STAGE POINTS	STAGE PERCENT	COMPETITOR # Name
1	60	11,98	5,0083	60,0000	100,00	7 GRAUFFEL, Eric
2	60	12,21	4,9140	58,8698	98,12	8 GUICHARD, Louis
3	60	12,75	4,7059	56,3765	93,96	28 ZAPLETAL, Miroslav
4	60	13,00	4,6154	55,2923	92,15	27 VYSNY, Marian
5	60	13,17	4,5558	54,5786	90,96	38 SCHRANER, Remo
6	58	13,25	4,3774	52,4408	87,40	328 PEREZ-BAZ, Jose-Vicente
7	60	13,97	4,2949	51,4531	85,76	14 DE-COBOS, Eduardo
8	60	14,22	4,2194	50,5485	84,25	10 MELEY, Philippe
9	56	13,31	4,2074	50,4042	84,01	26 SEBO, Robin
10	58	13,80	4,2029	50,3507	83,92	1 ALTUNA, Denis
11	60	14,37	4,1754	50,0209	83,37	22 LIEHNE, Zdenek
12	58	13,99	4,1458	49,6669	82,78	147 LYGINOS, Kyriakos
13	52	12,57	4,1368	49,5593	82,60	9 LAVERGNE, Mathieu
14	60	14,63	4,1012	49,1319	81,89	15 GARCIA, Franck
15	58	14,24	4,0730	48,7949	81,32	19 HRNCIARIK, Andrej
16	58	14,37	4,0362	48,3535	80,59	11 QUERTINIER, Stephane
17	58	14,44	4,0166	48,1191	80,20	253 CASSIGNAC, Jean-Paul
18	60	14,99	4,0027	47,9520	79,92	148 NASSO, Michel
19	56	14,07	3,9801	47,6816	79,47	82 DEITHRICH, Kurt
20	58	14,63	3,9645	47,4942	79,16	2 BACULARD, Patrick
21	56	14,13	3,9632	47,4791	79,13	25 REICH, Rolf-Dieter
22	56	14,27	3,9243	47,0133	78,36	31 DONOT, Marc
23	58	14,80	3,9189	46,9487	78,25	140 BEDROSSIAN, Marc
24	60	15,45	3,8835	46,5243	77,54	258 MERCHICA, Philippe
25	60	15,54	3,8610	46,2548	77,09	94 BURGADA, Laurent
26	56	14,56	3,8462	46,0769	76,79	4 CLIN, Robert
27	60	15,60	3,8462	46,0769	76,79	13 VEZIAT, Pierre
28	60	15,82	3,7927	45,4362	75,73	312 PICHENOT, Christophe
29	52	13,79	3,7708	45,1748	75,29	5 DAGUENEL, Laëtitia
30	56	15,00	3,7333	44,7253	74,54	34 MONTRUCCHIO, Davide
31	54	14,49	3,7267	44,6460	74,41	46 BETTERMANN, Heribert
32	58	15,67	3,7013	44,3421	73,90	219 BERGAMASCO, Nicolas
33	58	15,93	3,6409	43,6183	72,70	83 JAMAULT, Vincent
34	58	15,97	3,6318	43,5091	72,52	33 LAMBRECHTS, Alain
35	56	15,64	3,5806	42,8951	71,49	327 IBANEZ-CHAROLA, Gorka
36	60	16,76	3,5800	42,8878	71,48	96 BUSSER, Alain
37	60	16,78	3,5757	42,8367	71,39	39 THOMPSON, David
38	60	17,50	3,4286	41,0743	68,46	97 CLAIRE, Olivier
39	58	16,94	3,4238	41,0177	68,36	44 BACQ, Philippe
40	60	17,53	3,4227	41,0040	68,34	61 CROUZET, Stephane
41	58	17,04	3,4038	40,7770	67,96	326 BUENAVENTURA, Darias-Medina
42	60	17,69	3,3917	40,6331	67,72	247 SEGUIN, Gaetan
43	56	16,56	3,3816	40,5121	67,52	107 CARDOT, Thierry
44	60	17,96	3,3408	40,0223	66,70	53 LERETRIF, Nicolas
45	50	15,12	3,3069	39,6164	66,03	241 PICARD, Nicolas
46	58	17,77	3,2639	39,1019	65,17	139 BALLIERE, Guillaume

# PRODUCTION -- Overall Stage Results

## French Nationals

Printed juin 24, 2012 at 17:58



### Stage 18 -- Sleep Attitude

	PTS	TIME	HIT FACTOR	STAGE POINTS	STAGE PERCENT	COMPETITOR # Name
47	60	18,43	3,2556	39,0016	65,00	313 SANCEAU, Thierry
48	60	18,49	3,2450	38,8751	64,79	102 MEYER, Jonathan
49	56	17,27	3,2426	38,8466	64,74	314 GUILMART, Nicolas
50	45	13,99	3,2166	38,5347	64,22	3 CARRIE, Stéphane
51	60	18,71	3,2068	38,4180	64,03	160 HAUSER, Lionel
52	56	17,56	3,1891	38,2050	63,68	142 BRUTTO, Fabrice
53	58	18,21	3,1851	38,1571	63,60	310 RANGOLE, Herve
54	56	17,99	3,1128	37,2918	62,15	56 PLATEUS, Raymond
55	56	18,03	3,1059	37,2091	62,02	121 WELTER, Tony
56	56	18,18	3,0803	36,9021	61,50	242 PLAIT, Antoine
57	58	18,85	3,0769	36,8615	61,44	317 DECARPIGNIES, Pascal
58	60	19,53	3,0722	36,8049	61,34	122 WOHNER, Jean-Philippe
59	56	18,32	3,0568	36,6201	61,03	243 RIOU, Sylvain
60	58	19,00	3,0526	36,5705	60,95	145 ITCAL, Philippe
61	58	19,28	3,0083	36,0394	60,07	174 FARKAS, Jean
62	58	19,30	3,0052	36,0021	60,00	279 BIANCHI, Olivier
63	58	19,40	2,9897	35,8165	59,69	79 BOUCAUT, Jean-Louis
64	56	18,74	2,9883	35,7994	59,67	190 CARBONELL, Jean-François
65	58	19,68	2,9472	35,3069	58,84	138 AIRIEAU, Matthieu
66	60	20,44	2,9354	35,1663	58,61	291 GIACOMETTI, Christian
67	60	20,61	2,9112	34,8763	58,13	106 ROSSI, Benvenuto
68	56	19,50	2,8718	34,4041	57,34	200 LAMOUREUX, Nicolas
69	60	20,90	2,8708	34,3923	57,32	115 RORIVE, Jacky
70	56	19,52	2,8689	34,3689	57,28	98 DABEK, Pierre-Emmanuel
71	60	20,92	2,8681	34,3595	57,27	113 MOINE, Christian
72	46	16,10	2,8571	34,2286	57,05	6 DE-CHESSÉ, Laurent
73	48	16,80	2,8571	34,2286	57,05	246 SCHMITT, David
74	60	21,18	2,8329	33,9377	56,56	69 PASERO, Damien
75	46	16,26	2,8290	33,8918	56,49	191 CHAUME, Thierry
76	60	21,60	2,7778	33,2778	55,46	215 PAYRAULT, Christian
77	60	21,64	2,7726	33,2163	55,36	112 MAION, Jacques
78	60	21,77	2,7561	33,0179	55,03	152 TOURNIER, Francois-Marie
79	48	17,73	2,7073	32,4332	54,06	76 AMARO, Dominique
80	60	22,21	2,7015	32,3638	53,94	292 GRAUFFEL, Gérard
81	56	20,78	2,6949	32,2849	53,81	105 POLO, Bruno
82	58	21,54	2,6927	32,2581	53,76	290 FREDEZ, Jean-Maurice
83	58	21,57	2,6889	32,2133	53,69	311 TREUSSARD, Francois
84	60	22,42	2,6762	32,0607	53,43	289 FILLATRE, David
85	50	18,93	2,6413	31,6429	52,74	153 UJEVIC, Christophe
86	58	22,06	2,6292	31,4977	52,50	141 BOUTIN, Hervé
87	46	17,51	2,6271	31,4723	52,45	131 GOUGIS, Christophe
88	58	22,18	2,6150	31,3273	52,21	181 NOYRIGAT, Michel
89	58	22,23	2,6091	31,2569	52,09	63 GILANT, Christophe
90	58	22,25	2,6067	31,2288	52,05	123 BIZET, Mathias
91	56	22,11	2,5328	30,3428	50,57	179 NATALIZIO, Robert
92	54	21,51	2,5105	30,0753	50,13	144 HUMILIER, Nicolas

# PRODUCTION -- Overall Stage Results

## French Nationals

Printed juin 24, 2012 at 17:58



### Stage 18 -- Sleep Attitude

	PTS	TIME	HIT FACTOR	STAGE POINTS	STAGE PERCENT	COMPETITOR # Name
93	43	17,27	2,4899	29,8286	49,71	172 COUPE, Laurent
94	41	16,59	2,4714	29,6070	49,34	132 GOUGIS, Rémi
95	58	23,57	2,4608	29,4798	49,13	134 LATREILLE, Philippe
96	60	24,68	2,4311	29,1248	48,54	42 VERITE, Isabelle
97	54	22,39	2,4118	28,8933	48,16	231 LAUNAY, Virginie
98	50	20,87	2,3958	28,7015	47,84	263 VIAUD, Jean-Michel
99	52	21,78	2,3875	28,6024	47,67	78 BARILLEAU, Magalie
100	54	22,89	2,3591	28,2621	47,10	189 BRUSON, Laurent
101	52	22,07	2,3561	28,2266	47,04	203 ARTAL, Audrey
102	54	22,93	2,3550	28,2128	47,02	301 DELABRE, Philippe
103	58	24,69	2,3491	28,1426	46,90	192 CHAUVET, Jean-Marc
104	56	24,22	2,3121	27,6994	46,17	302 FACON, Laurent
105	46	20,23	2,2739	27,2407	45,40	47 CHERNOGOROV, Alexander
106	60	26,81	2,2380	26,8109	44,68	226 DELDO, Nicolas
107	56	25,33	2,2108	26,4856	44,14	116 RUFFIOT, Christian
108	58	27,26	2,1277	25,4894	42,48	103 MONTURY, Robert
109	60	28,34	2,1171	25,3634	42,27	118 SOURRY, Thierry
110	56	26,57	2,1076	25,2495	42,08	51 KAHIL, Si-Mohamed
111	52	24,90	2,0884	25,0185	41,70	315 POTHEE, Geoffroy
112	60	28,91	2,0754	24,8634	41,44	210 LESAINE, Claudine
113	54	26,57	2,0324	24,3478	40,58	188 BEAUVILLIERS, Anne
114	46	22,91	2,0079	24,0541	40,09	95 BURGADA, Luc
115	40	20,51	1,9503	23,3642	38,94	163 LAPP, Pascal
116	42	21,58	1,9462	23,3160	38,86	89 SAUTEL, Philippe
117	60	31,37	1,9127	22,9136	38,19	55 NEVEU, Gaylord
118	38	20,51	1,8528	22,1960	36,99	86 MEUNIER, Pierre
119	41	22,31	1,8377	22,0161	36,69	143 CLEMENT, Aurélie
120	56	30,64	1,8277	21,8956	36,49	177 JOUANNE, Rene
121	50	28,14	1,7768	21,2864	35,48	236 FRANCHESCHI, David
122	48	27,06	1,7738	21,2506	35,42	297 NYCZ, Margaux
123	36	20,36	1,7682	21,1827	35,30	90 VERGERA, José
124	39	22,21	1,7560	21,0365	35,06	87 PELLETIER, Guillaume
125	36	21,34	1,6870	20,2099	33,68	12 SAGON, Aurelien
126	46	28,57	1,6101	19,2888	32,15	75 ALEXANDRE, Jean-Marc
127	50	31,49	1,5878	19,0219	31,70	80 BOUMARD, Jacky
128	60	38,01	1,5785	18,9108	31,52	100 FRICOU, Eric-Olivier
129	34	22,14	1,5357	18,3975	30,66	185 TEISSIER, Philippe
130	52	33,88	1,5348	18,3872	30,65	331 NOZIERES, Sebastien
131	58	37,84	1,5328	18,3626	30,60	216 PLOQUIN, Jocelyne
132	52	35,54	1,4631	17,5284	29,21	84 MANT, Alexandra
133	58	41,24	1,4064	16,8487	28,08	66 LACHIVER, Erwan
134	40	32,88	1,2165	14,5742	24,29	306 HAGE, Bruno
135	30	25,69	1,1678	13,9899	23,32	303 LACAZE, Christophe
136	28	33,95	0,8247	9,8804	16,47	155 BOLOU, Christophe
137	10	17,34	0,5767	6,9089	11,51	77 BARBIER, Christophe

# CLASSIC -- Overall Stage Results

## French Nationals

Printed juin 24, 2012 at 17:58



### Stage 18 -- Sleep Attitude

	<b>PTS</b>	<b>TIME</b>	<b>HIT FACTOR</b>	<b>STAGE POINTS</b>	<b>STAGE PERCENT</b>	<b>COMPETITOR # Name</b>
1	57	16,61	3,4317	60,0000	100,00	171 CABELGUEN, Pierre
2	56	16,65	3,3634	58,8058	98,01	85 MANT, Patrick
3	58	17,38	3,3372	58,3478	97,25	68 MAILLOT, Julien
4	55	17,31	3,1774	55,5535	92,59	309 PERROT, Laurent
5	60	20,77	2,8888	50,5081	84,18	117 SANGUINETTI, Rodolphe
6	57	22,26	2,5606	44,7709	74,62	30 DELLA-VALLE, Luigi
7	56	23,61	2,3719	41,4704	69,12	125 DAGUENEL, Didier
8	60	29,06	2,0647	36,0995	60,17	307 LICHTLE, Éric
9	50	42,89	1,1658	20,3826	33,97	93 BUREL, François
10	57	52,68	1,0820	18,9180	31,53	318 GOUSSE, Jean-Rene

# REVOLVER (STANDARD) -- Overall Stage Results

## French Nationals

Printed juin 24, 2012 at 17:58



### Stage 18 -- Sleep Attitude

	<b>PTS</b>	<b>TIME</b>	<b>HIT FACTOR</b>	<b>STAGE POINTS</b>	<b>STAGE PERCENT</b>	<b>COMPETITOR # Name</b>
1	60	17,36	3,4562	60,0000	100,00	20 ITANI, MARWAN
2	60	19,66	3,0519	52,9807	88,30	165 LASSORT, Christophe
3	59	20,78	2,8393	49,2897	82,15	186 BAILLET, Jean-françois
4	60	21,86	2,7447	47,6487	79,41	235 DODANE, Erick
5	59	24,18	2,4400	42,3590	70,60	178 LANET, Luc
6	60	27,39	2,1906	38,0285	63,38	248 SIMON, Bernard
7	59	31,69	1,8618	32,3206	53,87	207 HOCQUET, SERGE
8	59	33,59	1,7565	30,4924	50,82	198 JOBARD, Philippe
9	45	35,89	1,2538	21,7665	36,28	294 BIZET, Sandrine
10	48	48,06	0,9988	17,3383	28,90	157 DESROCHES, Jocelyne



# French Nationals

Printed juin 24, 2012 at 17:58



## Disqualified Shooters

<b>No.</b>	<b>Name</b>
------------	-------------

23	NIKOLAEVA, Svetlana
29	BODEN, George
32	GUASTELLA, Vincenzo
99	DUBOIS, Claude
136	MESKICHVILI, Lola
164	LASSORT, Alexandre
168	TOURNIER, Pascal
201	POUJOL, Marc
229	GLUCK, Charles
232	MILLET, Maxence
237	JONDREVILLE, Dominique
281	FROMAJOT, Philippe
283	ANDRE, Jean-Francois